STUDY NO. 00-4204
SPONSOR STUDY NO. 211-ETBE-1G

GASOLINE ETBE VAPOR CONDENSATE:

A ONE-GENERATION WHOLE-BODY INHALATION REPRODUCTION

TOXICITY STUDY IN RATS

Final Report

Volume I of II

Submitted to: American Petroleum Institute
1220 L Street, Northwest
Washington, D.C. 20005-4070

Attn: Thomas M. Gray, M.S., D.A.B.T.

Date: 18 July 2011

STATEMENT OF COMPLIANCE

This study was conducted in compliance with the United States Environmental Protection Agency's Good Laboratory Practice Standards 79.60, CFR Vol. 59, No. 122, 27 June 1994 with the following exception:

It was the Sponsor's responsibility to maintain the method of synthesis, fabrication, or derivation of the test fuel, and this was not completed at the time of the study conduct but has been completed since and is on file with the Sponsor.

Gary M. Hoffman, B.A., D.A.B.T.
Study Director

18 July 2011
Date

Thomas M. Gray, M.S., D.A.B.T.
Sponsor Representative

July 13, 2011
Date

SIGNATURE PAGE

SCIENTISTS

The following Scientists were responsible for the overall conduct of this study. Departmental supervisory personnel are listed on the personnel page of this report (Appendix EE).

Gary M. Hoffman, B.A., D.A.B.T. — Date: 18 July 2011
Study Director

Kevin Keane, D.V.M., Ph.D. — Date: 13 July 2011
Director of Pathology[1]

SCIENTIFIC REVIEW

The following Scientists have reviewed and approved this report.

Robert M. Parker, Ph.D., D.A.B.T. — Date: 14 JULY 11
Director, Developmental and Reproductive Toxicology

Sylvie J. Gosselin, D.V.M., Ph.D., Diplomate A.C.V.P. — Date: 14 July 11
Vice President, Safety Assessment

[1]Katharine M. Whitney was the Study Pathologist for this study and for submission of the draft report and is no longer employed at the Testing Facility. Kevin Keane is assuming responsibility for finalization of the pathology evaluation of this report.

QUALITY ASSURANCE STATEMENT

Listed below are the dates that this study was inspected by the Quality Assurance Unit of Huntingdon Life Sciences, East Millstone, New Jersey, and the dates that findings were reported to the Study Director and Management.

Type of Inspection	Date(s) of Inspection	Reported to Study Director and Management
Pathology Associates Facility Inspection	24 Apr 01	2 Nov 01
GLP Protocol Review	1 & 4 Feb 02	4 Feb 02
Exposure & Monitoring	19 & 20 Mar 02	20 Mar 02
Body & Feeder Weight Data Collection	23 Apr 02	23 Apr 02
Estrous Determination & Training Records	7 May 02	7 May 02
Exposure: Charcoal Tube Sampling & Equipment Records	4 Jun 02	4 Jun 02
P_0 Male Necropsy & Sperm Assessment	8 Jul 02	15 Jul 02
Maternal & Pup Necropsy	16 Jul 02	16 Jul 02
Final Analytical Report and Study Data	5-6 & 11-12 Nov 02	12 Nov 02
Final Report and Study Data	12 Nov - 8 Dec 02	8 Dec 02
Historical Control Data	16 - 17 Jan 03	17 Jan 03
Final Report Review	22, 26-27 May 09	2 Jun 09
Protocol Amendments 1-2	29 Jun 11	29 Jun 11

Barbara Simms 13 Jul 2011

Barbara Simms, RQAP-GLP
Senior Quality Assurance Auditor

Date

Gasoline ETBE Vapor Condensate: A One-Generation Whole-Body Inhalation Reproduction Toxicity Study in Rats

SUMMARY

This study was designed to assess the potential reproductive toxicity of Gasoline ETBE Vapor Condensate when administered via whole-body inhalation exposures to Sprague Dawley rats (26/sex/group). The test substance was administered (using a nitrogen enriched air mixture) at target concentrations of 2000, 10000 and 20000 mg/m^3 for 6 hours/day, 7 days/week for 10 weeks before mating, for up to 2 weeks during mating, for 3 weeks during gestation and for 4 weeks during lactation prior to weaning. In addition, a control group (26/sex) received nitrogen enriched air only while in chamber. Exposure levels were determined using an infra-red spectrophotometer 4 times per chamber per day. Additionally, the test substance's major components were assayed once per chamber per week. Particle size distribution measurements were also made once per chamber per week using a TSI Aerodynamic Particle Sizer.

Viability checks were performed twice daily to check for mortality and signs of severe toxic or pharmacologic effects. Physical observations and body weight measurements were made twice pretest and at least weekly during the study. Feed consumption measurements were obtained beginning the week prior to treatment initiation and at least weekly during the study. After completion of approximately 16 weeks of exposures, all parental male animals (P_0 generation) were sacrificed. All parental female animals (P_0 generation) were sacrificed on Lactation Day 28. Selected organs were weighed and organ/body weight and organ/brain weight ratios calculated. Complete macroscopic postmortem examinations were performed on all parental animals. Histopathological evaluations of selected tissues were conducted on selected parental animals.

Pups (F_1 generation) were observed as soon as possible after delivery for their sex, the number of live and dead pups and pup abnormalities. Thereafter, litters were observed twice daily. On the 4th day after parturition, litters with more than ten pups were randomly culled to ten pups with sex distribution equalized when possible. Pups were given a gross physical examination, were weighed and were sexed frequently until weaning on the 28th day after parturition at which time they were sacrificed. A macroscopic postmortem evaluation and the weighing of selected organs were performed on selected pups.

The mean (± standard deviation) analytical exposure concentrations of Gasoline ETBE Vapor Condensate were determined to be 0 ± 0, 2040 ± 109, 10453 ± 507 and 20427 ± 815 mg/m^3 for the Air Control and the exposure groups, respectively. The

SUMMARY

analytically measured exposure levels of the airborne test substance were acceptably close to the targeted exposure levels. The measured and nominal concentrations varied somewhat (less than 3%), but acceptably, from the expected 1:1 ratio for this type of vapor exposure. Chamber environmental conditions averaged 25 ºC temperature and 45% relative humidity. Particle sizing results indicated that the atmospheres were essentially vapor only, as expected, since there was no substantial difference between the particulate levels in the test substance chambers and the Air Control chamber. Analysis of the major components in the neat test substance and the test atmospheres showed an acceptably close comparison between the neat test substance and the vaporized test substance. This data demonstrated that the test animals were exposed, as expected, to all of the major components of the test substance in their acceptably proper proportion. The data was consistent from week-to-week during the study indicating stability of the test substance and the atmosphere generation techniques.

There was no effect of treatment on survival, clinical observations, feed consumption, estrous cycle (as measured by cycle length and number of estrous cycles), mating indices for the male rats and mating or fertility or gestation indices for the female rats. An exposure-related decrease in body weight gain was seen in the 10000 mg/m^3 (females only) and 20000 mg/m^3 animals during the premating period. There were also no treatment-related differences in the other reproductive parameters up to the time of parturition including the percent of females completing delivery and the duration of gestation, when compared to the Air Control group. There were also no treatment-related differences in all parturition parameters including the total number of pups delivered, the number of pups dying, the viability (4 day survival) and lactation (21 day survival) indices, the number of implantation sites per litter, the pup sex ratio and the number of live pups/litter, when compared to the Air Control group. Mean percent motility, epididymal sperm count, homogenization-resistant testicular sperm count, sperm morphology and caudal epididymis weight were not affected by treatment with the test substance at an exposure level of 20000 mg/m^3.

There were no exposure-related differences in terminal estrous and macroscopic postmortem evaluations in the test substance exposed animals compared to the Air Control animals. Exposure-related effects on organ weights included statistically significant increases in liver weights (absolute and/or relative to body weight) at the two higher exposure levels in the males. Exposure-related effects on organ weights also included statistically significant increases in kidney weights (absolute and/or relative to body and brain weight) at all exposure levels in the males. These differences for the males were consistent with the hydrocarbon nephropathy findings at these exposure

SUMMARY

levels in the 13-week inhalation study with this same test substance. This species- and gender-specific change has been well documented in male rats exposed to a variety of hydrocarbon compounds and is not considered relevant to humans. No test substance related microscopic changes were noted in male and female reproductive organs or other protocol-specified tissues in this study.

The pups were unremarkable during the lactation period. There were no exposure-related differences in body weights, macroscopic postmortem evaluations and organ weights in the pups feeding from test substance exposed animals compared to the pups feeding from Air Control animals.

In conclusion, exposure of rats to 2000, 10000 and 20000 mg/m^3 of vapor of Gasoline ETBE Vapor Condensate resulted in decreased body weight gains in the 10000 (females only) and 20000 mg/m^3 exposed parental animals during the premating interval. Increases in liver weights in parental male animals exposed to 10000 and 20000 mg/m^3 of vapor were also seen. Increases in kidney weights in parental male animals exposed to all exposure levels of vapor were consistent with hydrocarbon nephropathy seen in similar animals exposed for 13 weeks to this test substance. However, this finding has been generally accepted (US EPA 1991. Alpha 2 microglobulin: association with chemically induced renal toxicity and neoplasia in male rat. In Risk Assessment Forum, p.85. US Govt. Printing Office, Washington, DC.) not to be relevant to human risk assessment. Therefore, a no observable adverse effect level (NOAEL) of 2000 mg/m^3 was determined for systemic toxicity. There was no effect at any of the exposure levels on reproductive performance in the study, including mating, fertility, parturition, lactation and offspring survival. Therefore, with respect to reproductive performance, a no observable effect level (NOEL) of 20000 mg/m^3 of Gasoline ETBE Vapor Condensate was concluded.

TABLE OF CONTENTS

COVER PAGE....1
STATEMENT OF COMPLIANCE....2
SIGNATURE PAGE....3
QUALITY ASSURANCE STATEMENT....4
SUMMARY....5
TABLE OF CONTENTS....8

1. **INTRODUCTION**....12

2. **MATERIALS AND METHODS**
   - 2.1. Study Management....12
   - 2.2. Study Dates....12
   - 2.3. Experimental Outline....14
   - 2.4. Test Substance....15
   - 2.5. Test Animals....16
   - 2.6. Animal Assignment....17
   - 2.7. Animal Identification....18
   - 2.8. Veterinary Care....18
   - 2.9. Animal Husbandry During Non-Exposure Periods....18
   - 2.10. Test Substance Administration and Chamber Operation....21
   - 2.11. Experimental Evaluations....21
   - 2.12. Mating, Gestation and Lactation Procedures....22
   - 2.13. Postmortem....24
   - 2.14. Sperm Count, Motility and Morphology Assessments....28
   - 2.15. Statistical Analysis....29
   - 2.16. Data Storage....32
   - 2.17. Regulatory References....32
   - 2.18. Protocol Deviations....33

3. **RESULTS AND DISCUSSION**
   - 3.1. Chamber Monitoring....35
   - 3.2. Parental Data....37
   - 3.3. Pup Data....40
   - 3.4. Postmortem Data....40

4. **CONCLUSION**....43

TABLE OF CONTENTS

REFERENCES 44
CALCULATIONS 45
GENERAL PREFACE 47

TABLES

1. Summary of Survival and Pregnancy 48
2. Summary of Clinical Observations - (Premating/Mating/Postmating) 49
3. Summary of Clinical Observations During Gestation 58
4. Summary of Maternal Clinical Observations During Lactation 59
5. Mean Body Weight Values – (Premating/Mating/Postmating) 60
6. Mean Body Weight Gain - (Premating /Mating/Postmating) 64
7. Summary of Gestation Body Weights 69
8. Summary of Gestation Body Weight Gain 70
9. Summary of Maternal Lactation Body Weights 71
10. Summary of Maternal Lactation Body Weight Gain 72
11. Mean Feed Consumption (grams/kg/day) - (Premating/Postmating) 73
12. Summary of Gestation Feed Consumption (grams/kg/day) 77
13. Summary of Lactation Feed Consumption (grams/kg/day) 78
14. Summary of Estrous Stages 79
15. Summary of Cohabitation Data 81
16. Summary of Delivery and Litter Data 82
17. Summary of Pup Clinical Observations During Lactation 86
18. Summary of Mean Pup Body Weights 87
19. Summary of Parental Necropsy Observations 93
20. Summary of Pup Necropsy Observations
    Summary of Pups Died Observations 97
    Summary of Pups Stillborn Observations 100
    Summary of Pups Culled Observations 102
    Summary of Pup Necropsy Observations – Weanlings 103
21. Summary of Parental Organ Weights 105
22. Summary of Pup Organ Weights 120
23. Lesion Incidence Summary with Expanded Severity Levels 123

TABLE OF CONTENTS

APPENDICES

A. Inhalation Report 128
B. Analytical Report 182
C. Individual Animal Termination History 212
D. Individual Clinical Observations - (Premating/Mating/Postmating) 220
E. Individual Clinical Observations During Gestation 243
F. Individual Maternal Clinical Observations During Lactation 251
G. Individual Body Weights - (Premating/Mating/Postmating) 263
H. Individual Body Weight Gain - (Males – Premating/Mating/Postmating) 275
I. Individual Gestation Body Weights 287
J. Individual Gestation Body Weight Gain 291
K. Individual Maternal Lactation Body Weights 295
L. Individual Maternal Lactation Body Weight Gain 299
M. Individual Feed Consumption (grams/kg/day) - (Premating/Postmating) 303
N. Individual Gestation Feed Consumption (grams/kg/day) 311
O. Individual Maternal Lactation Feed Consumption (grams/kg/day) 315
P. Individual Estrous Cycle and Mating Data 319
Q. Individual Mating Assignments 328
R. Individual Delivery and Litter Data 332
S. Individual Pup Sex and Status During Lactation 336
T. Individual Pup Clinical Observations During Lactation 340
U. Individual Pup Body Weights 384
V. Individual Terminal Estrous Determinations 408
W. Individual Pup Necropsy Observations 412
X. Individual Parental Organ Weights 446
Y. Individual Pup Organ Weights 492

TABLE OF CONTENTS

Volume II

COVER PAGE.....513
TABLE OF CONTENTS.....514

APPENDICES

Z. Individual Animal Gross and Microscopic Observations 515
AA. Released Pup and Historical Control Data 719
BB. Sperm Analysis Report 752
CC. Certificates of Analysis – (Feed, Bedding and Water) 767
DD. Protocol and Protocol Amendments 808
EE. Testing Facility Personnel.....844
FF. Report Amendments.....845

1. INTRODUCTION

This reproductive study was designed to provide general information concerning the effects of Gasoline ETBE Vapor Condensate on the integrity and performance of the male and female reproductive systems, including gonadal function, the estrous cycle, mating behavior, conception, gestation, parturition and lactation, and to provide information about the effects of the test substance on neonatal morbidity and mortality, and data on prenatal and postnatal developmental toxicity.

2. MATERIALS AND METHODS

2.1. STUDY MANAGEMENT

2.1.1. SPONSOR

American Petroleum Institute (API)
1220 L Street, Northwest
Washington, DC 20005-4070

2.1.2. SPONSOR REPRESENTATIVE

Thomas M. Gray, M.S., D.A.B.T.

2.1.3. TESTING FACILITY

Huntingdon Life Sciences (HLS)
P.O. Box 2360
Mettlers Road
East Millstone, New Jersey 08875-2360

2.1.4. STUDY DIRECTOR

Gary M. Hoffman, B.A., D.A.B.T.

2.2. STUDY DATES

2.2.1. STUDY INITIATION

05 March 2002 (Date Study Director signed the Protocol)

2.2.2. DATE OF ANIMAL RECEIPT

05 March 2002

2.2.3. EXPOSURE INITIATION

19 March 2002 (Experimental Start Date)

2.2.4. MATING INITIATION

27 May 2002

2.2.5. EXPOSURE TERMINATION

28 July 2002

2.2.6. TERMINAL SACRIFICE

P_0 Males: 8 – 9 July 2002
P_0 Females: and F1 Pups: 16 – 29 July 2002
Non-pregnant Females: 22, 23, 25 June and 5 July 2002

2.2.7. EXPERIMENTAL TERMINATION DATE

13 July 2011 (Date of last data collection = Date final report is signed by the Pathologist.)

2.2.8. STUDY COMPLETION

18 July 2011 (Date Study Director signed the Final Report)

2.3. EXPERIMENTAL OUTLINE

Group	Group Designation	Exposure Levels (mg/m^3)[a]	Number of Animals				
			Mated Adults		Microscopic Pathology Adult Generation[b]		Macroscopic Postmortem Examinations - Pups
			P_0		P_0		F_1
			M	F	M	F	
I	Control	0 (air only)	26	26	10	10	3/sex/litter[c]
II	Low	2000	26	26	0	0	3/sex/litter
III	Middle	10000	26	26	0	0	3/sex/litter
IV	High	20000	26	26	10	10	3/sex/litter

[a]Exposures daily (7 days/week) for 6 hours per day.
[b]Histologic examinations were performed on reproductive tissues for the control and high-exposure animals.
[c]See report Section 2.18 (protocol deviation number 8).

M = Male; F = Female; The first day of exposure was Day 0.

2.4. TEST SUBSTANCE

Gasoline ETBE Vapor Condensate

2.4.1. SUPPLIER

Chevron Global Technology Services Company
100 Chevron Way
Richmond, CA 94802-9627

2.4.2. LOT NUMBER

API 01-05

2.4.3. PURITY/ANALYTICAL CONCENTRATION

100% Gasoline ETBE Vapor Condensate

2.4.4. DESCRIPTION

Colorless Liquid

2.4.5. DATE RECEIVED

17 September 2001

2.4.6. EXPIRATION DATE

Not available, stable per MSDS. The test substance stability was tested concurrently with the study and the results (see Appendix B) showed it to be stable for the duration of the study.

2.4.7. ANALYSIS

Documentation of the identity, strength, composition, and method of synthesis, fabrication and/or derivation of the batch of the test substance and the maintenance of these records was the responsibility of the Sponsor. The Sponsor conducted a purity analysis of the test substance by GC prior to the start of this study.

2.4.8. STORAGE

Ambient conditions in an outdoors solvent shed or in an indoor laboratory.

2.4.9. DISPENSING

The test substance was received from Chevron Global Technology Services Company in 4 of the 100 gallon cylinders. Since only 5 gallon cylinders were practical to be used for exposure operations, the test substance was dispensed, as needed, at the Testing Facility from the 100 gallon cylinders into 5 gallon cylinders using nitrogen pressurization.

2.4.10. ARCHIVAL SAMPLE

A 50 mL sample from the lot of test substance is stored in the Archives of the Testing Facility under conditions specified for test substance storage.

2.4.11. DISPOSITION

The unused portion of the test substance as well as any empty test substance containers were returned to the Sponsor on 31 July 2002. Empty test substance containers also were returned to the Sponsor on an as needed basis. The Sponsor was responsible for tracking their disposition.

2.5. TEST ANIMALS

Albino Rats (Outbred) VAF/Plus®

2.5.1. SPECIES

Sprague-Dawley derived CD®
[Crl: CD® IGS BR]

2.5.2. SUPPLIER

Charles River Laboratories
Kingston, New York 12484

2.5.3. JUSTIFICATION FOR TEST ANIMAL SELECTION

The rat was used as a surrogate for humans in the detection of reproductive effects and is a species in which known reproductive toxicants have been detected. The rat is a rodent animal model commonly utilized in reproduction studies and is recommended in

the referenced regulatory guidelines. In addition, a historical control database with this strain of animal and supplier facility is available for comparative evaluation.

2.5.4. NUMBER OF ANIMALS

Received:
220 total (110 males, 110 females)

Placed on test:
208 total (104 males, 104 females)

Females were nulliparous and non-pregnant.

2.5.5. AGE AT RECEIPT

Approximately 29 days.

2.5.6. AGE AT INITIATION OF EXPOSURES

Approximately 43 days.

2.5.7. WEIGHT AT INITIATION OF EXPOSURES (GRAMS)

	Mean	Range
Male:	201	167 to 226
Female:	171	149 to 196

2.5.8. ACCLIMATION PERIOD

Animals were acclimated for 14 days. All animals were checked for viability twice daily. All animals were examined during the acclimation period to confirm suitability for study.

2.6. ANIMAL ASSIGNMENT

More animals than required for the study were purchased and acclimated. Animals considered suitable for the study on the basis of physical examinations and pretest body weight data, were randomly assigned, by sex, to control or treated group, in an attempt to equalize mean group body weights. Individual weights of animals placed on test did not exceed 20% of the mean weight for each sex. Disposition of all animals not utilized in the study is maintained in the study file.

2.7. ANIMAL IDENTIFICATION

Each rat was assigned a temporary identification number upon receipt. After selection for study (P_0 generation), each rat was ear-tagged with a number assigned by the Testing Facility. This assigned animal number plus the study number comprised the unique animal number for each animal. If the tag was lost, it was replaced. In addition, each cage was provided with a cage card that was color-coded for exposure level identification and contained the study number and animal number information.

2.8. VETERINARY CARE

Animals were monitored by the technical staff for any conditions requiring possible veterinary care and treated as necessary. Miscellaneous, non-test article-related veterinarian evaluations and treatments (as necessary) for individual animals were reviewed by the study director and are documented in the study file.

2.9. ANIMAL HUSBANDRY DURING NON-EXPOSURE PERIODS

2.9.1. FACILITIES MANAGEMENT/ANIMAL HUSBANDRY

Currently acceptable practices of good animal husbandry were followed e.g., *Guide for the Care and Use of Laboratory Animals*; National Academy Press, 1996. Huntingdon Life Sciences, East Millstone, New Jersey is fully accredited by the Association for Assessment and Accreditation of Laboratory Animal Care International (AAALAC).

2.9.2. HOUSING

Animals were housed in suspended, stainless steel cages with wire mesh fronts and floors. Animals were doubly housed during the initial week of acclimation and individually housed thereafter, except as follows.

Mating: One male and one female were co-housed continuously (except during treatment) for 14 days, or until mating occurred. Mating pairs were assigned one to one.

Lactation: Dam and litter were housed together in a solid plastic “shoebox” cage until weaning.

2.9.3. FEED

Certified Rodent Diet, No. 5002; (Meal) (PMI Nutrition International, St. Louis, Missouri) was available without restriction except during exposures.

2.9.4. FEED ANALYSIS

Analysis of each feed lot used during this study was performed by the manufacturer. Results can be found in Appendix CC. There were no known contaminants in the feed, which were expected to interfere with the results of this study.

2.9.5. WATER

Water (Elizabethtown Water Company, Westfield, New Jersey) was available without restriction, except during exposures, via an automated watering system.

2.9.6. WATER ANALYSIS

Water analyses are conducted by Elizabethtown Water Company, Westfield, New Jersey (Raritan-Millstone Plant) to ensure that water meets standards specified under the EPA Federal Safe Drinking Water Act Regulations (40 CFR Part 141). In addition, water samples are collected biannually from representative rooms in the Testing Facility; chemical and microbiological water analyses are conducted on these samples by a subcontract laboratory. Results of all water analyses can be found in Appendix CC. There were no known contaminants in the water that were expected to interfere with the results of this study.

2.9.7. BEDDING SUBSTANCE

Ground corncob bedding (Bed-O'-Cobs® ¼ inch irradiated, The Andersons, Maumee, OH), was provided for each mated female at least weekly and as needed until Lactation Day 28.

2.9.8. BEDDING ANALYSIS

Analyses for a representative batch of bedding as used on study can be found in Appendix CC. There were no known

contaminants in the bedding that were expected to interfere with the results of this study.

2.9.9. ENVIRONMENTAL CONDITIONS

Light/Dark Cycle

A twelve-hour light/dark cycle controlled by an automatic timer was provided.

Temperature

Temperature was monitored in accordance with Testing Facility SOPs and maintained within the specified range to the maximum extent possible. Excursions outside the specified range were considered not to have affected the integrity of the study.

Desired:	19 to 25 °C
Actual:	17.9 to 26.6°C
Average:	19.6 to 25.9 °C

Relative Humidity

Relative humidity was monitored in accordance with Testing Facility SOPs and maintained within the specified range to the maximum extent possible. Excursions outside the specified range were considered not to have affected the integrity of the study.

Desired:	30 to 70%
Actual:	23.94 to 94.91%
Average:	34.16 to 68.78%

Air Changes

Air changes were maintained at a rate of 10 to 15 per hour range to the maximum extent possible and were recorded once prior to exposures. Excursions outside the specified range were considered not to have affected the integrity of the study.

Desired:	10 to 15 per hour
Actual:	14.7 to 16.5 per hour

2.10. TEST SUBSTANCE ADMINISTRATION AND CHAMBER OPERATION

Inhalation (whole-body exposures).

Details of test article administration and chamber operation information are presented in the Inhalation Report (Appendix A).

2.11. EXPERIMENTAL EVALUATIONS

2.11.1. VIABILITY EXAMINATION (CAGESIDE)

Observations for mortality and signs of severe toxic or pharmacological effects were made at least twice daily (morning and afternoon).

2.11.2. DETAILED PHYSICAL EXAMINATIONS

The animals were observed as a group at least once during each exposure.

In addition, each parental animal was removed from its cage and examined at least once pretest, at the study start (first day of treatment for the P_0), and weekly thereafter during the study period. Females were then continuously observed weekly until there was evidence of mating. Once mated, females were observed on Gestation Days 0, 7, 14, and 20 and on Lactation Days 1, 4, 7, 14, 21, and 28. Females that showed evidence of mating but did not deliver were observed on Gestation Days 0, 4, 7, 14, and 20 and were euthanized on presumed Gestation Day 25. Females without evidence of mating were continuously observed weekly until euthanized on the last possible presumed Gestation Day 25. Examinations included, but were not limited to, observations of general condition, skin and fur, eyes, nose, oral cavity, abdomen and external genitalia, as well as, evaluations of respiration and palpation for tissue masses. During the exposure period, physical examinations were performed post-exposure except they were performed pre-exposure during the gestation and lactation periods.

2.11.3. BODY WEIGHT

Each parental animal was removed from its cage and weighed at least once during pretest, at the time of randomizing into study

groups, on the day treatment initiated, and weekly thereafter during the study period (including the mating period) and prior to termination. Once mated, females were weighed on Gestation Days 0, 4, 7, 14, and 20 and on Lactation Days 1, 4, 7, 14, 21, and 28. Females that did not show evidence of mating and/or did not deliver pups were weighed weekly until euthanasia.

2.11.4. FEED CONSUMPTION

Feed consumption was measured once pretest and weekly thereafter during the study period. Once mated, female feed consumption was measured on Gestation Days 0, 4, 7, 14, and 20 and on Lactation Days 1, 4, 7, 14, 21, and 28 until euthanasia. Females without evidence of mating and/or that did not deliver pups had food consumption measured weekly until euthanasia. Feed consumption was not measured for any animal during the mating period when males and females were co-housed.

2.12. MATING, GESTATION AND LACTATION PROCEDURES

2.12.1. ESTROUS CYCLING

Daily vaginal smears were taken at approximately the same time each day, and the stage of estrous was determined for each P_0 female beginning on Day 49, three weeks prior to cohabitation, and continued until there was evidence of mating or until the 14-day mating period ended. Care was taken to ensure that pseudo-pregnancy was not induced.

2.12.2. MATING PROCEDURE

Following a 10-week pre-mating treatment period, one male and one female from the same exposure group were caged together until evidence of mating was observed (a copulation plug in the vagina and/or microscopic observation of sperm in the vaginal smear) or 14 consecutive days had elapsed. Males and females were not paired during the mating period while being exposed. The day evidence of mating was observed was defined as Day 0 of gestation. If mating did not occur after 14 days, the animals were separated without further opportunity for mating.

2.12.3. PARTURITION AND LACTATION

On Day 18 of gestation, several days prior to expected parturition, each female was transferred to a solid plastic "shoe-box" cage. Bedding substance was provided and changed at least weekly and as needed. Examinations for signs of parturition were made twice daily (morning and afternoon). The day on which parturition was first observed was defined as Day 0 of lactation. Females that exhibited no evidence of mating were transferred to plastic "shoe-box" cages when the first animals mated reached their Day 18 of gestation.

2.12.4. LITTER EVALUATIONS (F_1)

Observations

F_1 litters were observed as soon as possible after delivery for the number of live and dead pups, sex of the pups and pup abnormalities. The lung floatation test was utilized to distinguish stillborn and found dead pups (autolyzed remains found on the day of parturition were presumed to be stillborn). The sex was determined on the day of delivery completion for all pups by inspection of the ano-genital distance. All pups were uniquely identified within the litter by toe tattoo on the day of delivery completion. Thereafter, litters were observed twice daily (morning and afternoon) for the presence of dead pups, which were removed for examination. Litter size was recorded daily from Lactation Day 1 until weaning on Lactation Day 28.

Culling Pups

On Day 4 of lactation, each litter with more that 10 pups was culled to that number, with sex distribution equalized (five/sex) when possible. The pups were culled randomly. Preferential culling of runts was not performed.

Physical Examinations

Each F_1 pup was given a macroscopic physical examination on the day of delivery completion and on Day 4, 7, 14, 21 and 28 of lactation.

Body Weight

Individual F_1 pup weights were recorded on Day 1, 4 (precull intervals), 7, 14, 21 and 28 of lactation (postcull intervals).

Sexing

The sex of each individual pup was recorded on the day of delivery completion, then reconfirmed on Lactation Day 4, 7, 14, 21, and at weaning on Lactation Day 28.

2.13. POSTMORTEM

2.13.1. PARENTAL ANIMALS (P_0)

Necropsy Information

Necropsy was performed on up to 26 animals/sex/group. All P_0 males were euthanized after the last F_1 litters were delivered. All P_0 females with litters were euthanized on Day 28 of lactation. P_0 females with no confirmed day of mating were euthanized on last possible Gestation Day 25. P_0 females with confirmed days of mating that did not deliver were euthanized on Gestation Day 25.

Method of Euthanasia

Exsanguination following anesthesia with inhaled carbon dioxide.

Macroscopic Examination

Complete macroscopic postmortem examinations were performed on all adult animals, including animals found dead, humane sacrifices or those animals killed accidentally and all abnormal observations were recorded. The necropsy of the parental animals included examination of the external surface and all orifices; the external surfaces of the brain and spinal cord; the organs and tissues of the cranial, thoracic, abdominal and pelvic cavities and neck; and the remainder of the carcass. Examination of all P_0 females included a vaginal smear to determine the stage of the estrous cycle and a count of uterine implantation scars, if present.

Organ Weights

Organs indicated in Table I (page 26) were weighed for all adult animals at the scheduled sacrifice intervals. Prior to weighing, the organs were carefully dissected and properly trimmed to remove adipose and other contiguous tissues in a uniform manner. Organs were weighed as soon as possible after dissection in order to avoid drying. Paired organs were weighed together (gonads were weighed separately). Organ weight data is presented as absolute values and relative to terminal body weight and brain weight. Organ weights were not recorded for those animals dying spontaneously or euthanized moribund.

Tissues Preserved and Examined Histopathologically

The tissues listed in Table I (page 26) were obtained at the scheduled sacrifice intervals and preserved for all animals. Slides of the indicated tissues were prepared and examined microscopically for 10 randomly selected animals in the control and high exposure groups.

Histopathological examinations of the testes were conducted to identify potential treatment-related effects such as retained spermatids, missing germ cell layers or types, multinucleated giant cells, or sloughing of spermatogenic cells into the lumen. The examination of the intact epididymis was of a longitudinal section that permitted examination of the caput, corpus and cauda regions, to identify such lesions as sperm granulomas, leukocytic infiltration (inflammation), aberrant cell types within the lumen, or the absence of clear cells in the cauda epididymal epithelium.

Histopathological examination of the ovary included evaluation of five sections taken at least 100 μm apart from the inner third of each ovary. These examinations were to detect depletion of the primordial follicle population and enumerated the total number of primordial follicles for comparison with the ovaries from control animals. These examinations were also to confirm the presence or absence of growing follicles and corpora lutea in comparison to control ovaries.

TABLE I

ORGAN NAME	WEIGHED	PRESERVED	EXAMINED MICROSCOPICALLY (Groups I and IV)
adrenal glands	X	X	X
brain (medulla, pons, cerebrum and cerebellum)	X	X	
epididymides (total and caudal)	X	X[a]	X[a]
kidneys	X	X	
liver	X	X	
lungs (with mainstem bronchi)	X	X	X
ovaries	X	X	X
pituitary gland	X	X	X
prostate gland	X	X	X
seminal vesicles with coagulating glands (and fluids)	X	X	X
spleen	X	X	
testes	X	X[a]	X[a]
uterus (body/horns) with cervix and oviducts	X	X	X
vagina		X	X
tissues with macroscopic findings including tissue masses		X	X

[a]Right testis and epididymis only.

Preservatives

All tissues - 10% neutral buffered formalin (NBF).

Testes and epididymides were placed in Modified Davidson's solution initially and then retained in 10% formalin. Lungs were infused with formalin prior to their immersion into a larger volume of the same fixative.

Processing

After fixation, the tissues and organs from randomly selected animals (10/sex/Groups I and IV) were routinely processed,

embedded in paraffin, cut at a microtome setting of 4 to 7 microns, mounted on glass slides and stained with hematoxylin and eosin.

2.13.2. F_1 PUPS AND WEANLINGS

Method of Euthanasia

F_1 pups (on Lactation Day 4) were euthanized via an intraperitoneal injection of sodium pentobarbital. F_1 pups (after Lactation Day 4) and weanlings were euthanized by exsanguination after anesthesia with inhaled carbon dioxide.

Dead and Culled Pups

F_1 pups found dead at birth were identified as stillborn or alive but found dead (lung floatation test). Autolyzed remains found on day of parturition were presumed to be stillborn. F_1 pups found dead during the lactation period were examined to the maximum extent possible for defects and/or the cause of death, and for the presence or absence of milk in the stomach. Dead pups were preserved intact in 10% NBF. Partially cannibalized pups were examined to the maximum extent possible and discarded. Culled F_1 pups were examined for external abnormalities. If unremarkable, these pups were then euthanized and discarded. Culled F_1 pups with external abnormalities were preserved intact in 10% NBF.

Terminal Necropsy:

Macroscopic Examination and Tissues Preserved

Macroscopic examinations were performed on up to 3 randomly selected pups/sex/litter on Day 28 of lactation. Examinations included observations of any structural abnormalities or pathological changes. Special attention was given to the organs of the reproductive system, brain, liver, kidneys, pituitary, adrenal gland, spleen, heart and thymus gland.

All remaining F_1 pups were examined for external abnormalities and euthanized. Pups with external abnormalities were preserved intact in 10% NBF. Pups with no external abnormalities were discarded. No further macroscopic postmortem examinations were performed.

Organ Weights

The following organs were weighed from one randomly selected pup/sex/litter (exception: see protocol deviation number 8 on page 33) sacrificed on Day 28 of lactation:

brain
spleen
thymus gland

Organ weight data is presented as absolute values and relative to terminal body weight and brain weight.

2.14. SPERM COUNT, MOTILITY AND MORPHOLOGY ASSESSMENTS

The following sperm evaluations were conducted for all control and high exposure P_0 males (samples and images were collected but not evaluated for all other males): 1) motility; 2) a count of homogenization-resistant testicular sperm; 3) a count of caudal epididymal sperm; and 4) sperm morphology (cauda epididymis). Evaluations were performed by Pathology Associates International, Frederick, MD (PAI) as follows:

The right testis and right epididymis from each animal were removed intact, weighed (testes weighed together and also separately) and fixed in modified Davidson's solution for at least 48 hours prior to permanent storage in 10% NBF.

The left epididymis was removed intact, weighed, and frozen on dry ice for transport to PAI. The epididymides were stored frozen at -70°C until evaluation for caudal sperm count. Each epididymis was thawed and the caudal portion removed and weighed. A homogenized sample of the caudal epididymis was stained and then examined using the Hamilton Thorne IVOS sperm analyzer. For each stained preparation, 20 fields were counted. The total number of sperm in the caudal epididymis was calculated and adjusted for the caudal epididymal weight. Additionally, for each male, two sperm morphology slides were prepared, stained with Eosin and evaluated for morphological development.

Note: If a macroscopic abnormality was noted on the left testis or left epididymis, then the right epididymis was transferred to PAI and the left

testis and left epididymis was preserved as indicated for possible histopathology.

The left vas deferens was excised and placed in a prewarmed solution of phosphate buffered saline and 1% Bovine Serum Albumin. After a minimum three minute "swimout" period, a sample was placed in a Hamilton Thorne IVOS sperm analyzer. Five fields were selected and stored as digital images. The images were analyzed for percent motility and transferred to optical media for permanent storage.

The left testis was removed and frozen on dry ice for transport to PAI. The testis was stored frozen at -20°C until processed for counting of homogenization-resistant sperm.

(See Appendix BB for details and methodology.)

Tissues retained from these evaluations will be discarded following issuance of the final report following consultation with the Sponsor. The Testing Facility was responsible for the GLP compliance of this subcontractor.

2.15. STATISTICAL ANALYSIS

2.15.1. CONTINUOUS DATA

The following parameters were analyzed statistically:

Body weights
Body weight change
Feed consumption values
Organ weight data
Estrous cycle data
Gestation length
Pup body weights
Number of pups (live, dead, total)

Method of Analysis

Mean values of all exposure groups were compared to the mean value for the control group at each time interval.

For all parameters except for parental organ weights, the standard one-way analysis of variance (ANOVA) using the F ratio to assess significance was used (Dunlap and Duffy, 1975). If significant differences among the means were indicated, additional testing was performed using Dunnet's t-test to determine which means were significantly different from the control (Dunlap et al., 1981).

Parental organ weight data was analyzed only by parametric methods. Bartlett's test (Sokal and Rohlf, 1995) was performed to determine if groups had equal variances. The standard one-way analysis of variance (ANOVA) using the F ratio to assess significance was used (Armitage, 1971). If significant differences among the means were indicated, additional tests were used to determine which means were significantly different from the control: Dunnett's t-test (Dunnett, 1955, 1964) for homogeneous data, or Cochran and Cox's modified t-test (Cochran and Cox, 1959) for non-homogeneous data.

All t-tests were conducted at the 5% and 1% significance levels.

For certain parental organ weights (epididymides, prostate, seminal vesicles, testes and ovaries), a supplementary analysis of covariance (ANCOVA) was also performed. Evaluation of equality of group means was made by the appropriate statistical method, followed by a multiple comparison test if needed. Bartlett's test (Bartlett, 1937) was performed to determine if groups had equal variances. If the variances were equal, parametric procedures were used; if not, nonparametric procedures were used. The parametric method was one-way analysis of covariance (ANCOVA), with body weight as a covariate (Armitage, 1971) followed by, Dunnett's test (Dunnett, 1955, 1964) or Williams' test (Williams, 1971, 1972) which were used to determine whether the adjusted means differed from control. The nonparametric method was the Kruskal-Wallis test (Kruskal and Wallis, 1952, 1953) followed by, Shirley's test (Shirley, 1977) or Steel's test (Steel, 1959) which were used to determine which means differed from control. Bartlett's test for equality of variance was conducted at the 1% significance level; all other statistical tests were conducted at the 5% and 1% significance levels.

Exceptions

Statistical evaluations were not performed when the standard deviation for the control group was 0 and/or N (number of animals) in the control group was less than or equal to two.

Exposure groups were eliminated from statistical analysis if their standard deviation was 0 and/or N (number of animals) in the group was less than or equal to two.

2.15.2. SPERM AND MOTILITY ANALYSIS

The following parameters were analyzed statistically:

Mean sperm count (homogenization-resistant testicular sperm count and caudal epididymal sperm count) and motility data.

A Kruskal-Wallis non-parametric ANOVA test was performed to assess significance (Kruskal and Wallis, 1952, 1953). If a significant difference occurred ($p<0.05$), the Wilcoxon (Mann-Whitney U) test was used for pair-wise comparisons of each treated group to the vehicle control group. Statistics were performed using an IBM compatible computer with SAS computer programs (SAS/STAT User's Guide, 1989).

2.15.3. INCIDENCE DATA

The following parameters were analyzed statistically:

Mortality rates
Mating indices (male and female)
Pregnancy rates
Male fertility indices
Live birth indices
Pup viability indices (Postnatal Days 0 to 4) and lactation indices (Postnatal Days 4 to 21)

Incidence Data Analysis

A Fisher Exact Test with Bonferonni correction was performed to identify differences between the groups (Seigel, 1956).

2.16. DATA STORAGE

All raw data, preserved specimens, and retained samples, as well as the original study protocol and the original final report are to be maintained in the Archives of the Testing Facility upon completion of the study. The Sponsor will determine the final disposition of these materials.

All raw data and all reports pertaining to sperm count, motility and morphology assessments are maintained by PAI. After submission of the final report, all of the above will be shipped to Huntingdon Life Sciences to be archived.

2.17. REGULATORY REFERENCES

2.17.1. TEST GUIDELINE

This study was designed to meet or exceed the pertinent requirements of:

US EPA Vehicle Emissions Inhalation Exposure Guideline 79.61, CFR Vol. 59, No. 122, 27 June 1994.

US EPA (Environmental Protection Agency) Health Effects Test Guidelines, OPPTS 870.3800, Reproduction and Fertility Effects (August 1998) except this study continued only through the 1st generation of offspring.

2.17.2. GOOD LABORATORY PRACTICES

This study was conducted in accordance with US EPA 79.60, CFR Vol. 59, No. 122, 27 June 1994 and was performed according to the protocol and Huntingdon Life Sciences' and Pathology Associates International's Standard Operating Procedures Standard Operating Procedures.

2.17.3. ANIMAL WELFARE ACT COMPLIANCE

This study complied with all appropriate parts of the Animal Welfare Act regulations: 9 CFR Parts 1 and 2 Final Rules, Federal Register, Volume 54, No. 168, August 31, 1989, pp. 36112-36163 effective October 30, 1989 and 9 CFR Part 3 Animal Welfare Standards; Final Rule, Federal Register, Volume 56, No. 32, February 15, 1991, pp. 6426-6505 effective March 18, 1991.

2.18. PROTOCOL DEVIATIONS

The following protocol deviations occurred during the study but were not considered to have compromised the validity or integrity of the study:

1. Animal Nos. 2075 and 2076 (Group II males) were not transferred into the exposure chamber and therefore not exposed on Study Day 97, due to technician error.

2. Animal No. 3554 was not transferred into the exposure chamber and therefore not exposed on Lactation Day 9, due to technician error.

3. Lactation Day 0 observations were not performed on Pup No. 14 from Dam No. 1576, due to technician error.

4. One adrenal gland for Animal No. 3063 was lost during organ weighing, due to technician error. Therefore, only one organ weight was recorded.

5. Due to computer programming difficulties, five animals (Nos. 1051, 1052, 2051, 2052 and 4051) did not have individual testis and epididymal weights collected on-line. They were subsequently collected manually post-fixation (fixation of less than 1 hour) and the program was edited to include the individual right and left organ weights.

6. The number of air changes recorded pre-study in rooms V-708 and I-810 was 15.5 to 16.5 per hour, which was outside of the protocol specified range of 10 to 15 per hour. However, prior to initial exposure, the total air supplied to each room was adjusted down to an equivalent air change level of 14.7 and 14.8 per hour, respectively.

7. On Study Days 13 to 14, the water supply was interrupted overnight for the Group III animals.

8. On 18 July 2002, during Lactation Days 25 to 27, a Group I rack containing pups from Dam Nos. 1554, 1556, 1560, 1563, 1565, 1566, 1568, 1569, 1572, 1574, 1575 and 1576 was accidently overturned releasing the litters so that it could not be determined which pups were from which litters. Of the 12 litters of control group pups (108 pups total) that were released, 105 survived. The laboratory necropsied and collected organ weight data on all 105 pups. In addition, one female pup

missing from Dam No. 1552 on Lactation Day 28 was apparently mis-identified as a released pup. Organ weights were collected and the pup was necropsied with the released pups. Despite this incident, the integrity of the study remained unaffected as the control group was the only group involved. Unaffected Group I data was reported in the main body of the report. Corresponding data on the released pups was still recorded and reported in a separate appendix so that any observations potentially caused by the physical trauma of the above incident would not mask interpretation of exposure-related findings. Dams in the chamber during exposure at the time of the incident were unaffected.

9. Although required in the protocol, analyses for each batch of bedding used on study was not provided by the Supplier and therefore not maintained on file at the Testing Facility. However, representative lot numbers of bedding which were analyzed and provided by the Supplier are maintained on file.

10. The body weights that were collected on Study Day 0 (19 March 2002) prior to the animals being exposed was not signed for approval of out-of-range weight by the Study Director until 10 December 2002, due to technician error.

11. Female No. 4556 was paired with more than one male during mating: it was paired with Male No. 4055 from 27 to 30 May 2002 but was re-assigned to Male No. 4076 beginning 31 May 2002 because Male No. 4055 was accidentally injured on 24 May 2002 and was considered unsuitable for continued mating on 31 May 2002.

12. All adult animals were to receive a macroscopic examination and/or tissues saved. Non-pregnant animals did not receive such an evaluation.

13. The left testis specimens were stored at -70 °C prior to processing for sperm count instead of -20 °C indicated by the protocol.

14. The number of air changes in room I-809 was not recorded prior to housing animals in the room. Animals were housed in this room from 15 June 2002 to 9 July 2002. An air change measurement was recorded on 9 July 2002.

3. RESULTS AND DISCUSSION

3.1. CHAMBER MONITORING

(Appendices A and B)

Chamber distribution analyses (see Table IV in Appendix A) showed that the test substance was evenly distributed within each chamber. Chamber monitoring (see Table VI in Appendix A) showed that the chamber oxygen levels were 20%. Chamber room monitoring (see Table VI in Appendix A) showed that no test substance was present in the room and that the sound and light levels were acceptable.

The target and mean (± standard deviation) analytical (IR) and nominal concentrations are summarized as follows:

Group	Test Substance	Target Concentration (mg/m^3)	Analytical Concentration (mg/m^3)	Nominal Concentration (mg/m^3)
I	Air Control	0	0 ± 0	0 ± 0
II	Gasoline ETBE Vapor Condensate	2000	2040 ± 109	2096 ± 92
III	Gasoline ETBE Vapor Condensate	10000	10453 ± 507	10773 ± 386
IV	Gasoline ETBE Vapor Condensate	20000	20417 ± 815	20069 ± 541

The analytically measured exposure levels of the airborne test substance were acceptably close to the targeted exposure levels. The measured and nominal concentrations varied somewhat (less than 3%), but acceptably, from the expected 1:1 ratio for this type of vapor exposure. Chamber environmental conditions averaged 25ºC temperature and 45% relative humidity.

Mean particle size distribution measurements for the exposures are summarized as follows:

Group	Test Substance	Mass Median Aerodynamic Diameter (µm)	Geometric Standard Deviation	Total Mass Concentration (mg/m^3)
I	Air Control	2.353	2.201	7.15×10^{-3}
II	Gasoline ETBE Vapor Condensate	2.097	2.143	7.96×10^{-3}
III	Gasoline ETBE Vapor Condensate	1.979	2.271	9.04×10^{-3}
IV	Gasoline ETBE Vapor Condensate	1.122	2.037	9.32×10^{-3}

These results indicated that the atmospheres were essentially vapor only, as expected, since there was no substantial difference between the test substance chambers and the Air Control chamber.

Analysis of the major components in the neat test substance and the test atmospheres (see Appendix B) showed an acceptably close comparison between the neat test substance and the vaporized test substance. This data demonstrated that the test animals were exposed, as expected, to all of the major components of the test substance in their acceptably proper proportion. The data was consistent from week-to-week during the study indicating stability of the test substance and the atmosphere generation techniques.

3.2. PARENTAL DATA (P_0 GENERATION)

3.2.1. MORTALITY

(Table 1, Appendix C)

There was no effect of treatment on survival. One male rat (#2073) in the 2000 mg/m^3 group was found dead on Day 42 and one female rat (#4553) in the 20000 mg/m^3 group was accidentally killed on Day 42 during chamber loading operations. One male rat (#3055) in the 10000 mg/m^3 group was humanely sacrificed on Day 59 due to an injury to the animal's snout.

3.2.2. PHYSICAL OBSERVATION DATA

(Tables 2, 3 and 4; Appendices A, D, E and F)

The test animals were unremarkable in-chamber during the exposure periods.

The test animals were generally unremarkable during the non-exposure periods (afternoon evaluations) during the premating period in both sexes, the mating/postmating period in the male rats, and the gestation and lactation periods in the female rats. Scattered observations such as chromodacryorrhea and lacrimation were noted but were not treatment-related.

3.2.3. BODY WEIGHTS - PREMATING PERIOD

(Tables 5 and 6; Appendices G and H)

Decreases in body weight gain were seen at various intervals in all of the test substance exposed groups of animals. However, over the course of the entire premating period, this effect was only considered exposure-related in the males and females of the 20000 mg/m^3 group and the females of the 10000 mg/m^3 group. There were no exposure-related differences in body weights or weight changes in the lower exposure level animals compared to the Air Control animals.

3.2.4. MATERNAL BODY WEIGHTS - GESTATION AND LACTATION PERIODS

(Tables 7, 8, 9, and 10; Appendices I, J, K, and L)

There were no exposure-related differences in body weights or weight changes in the test substance exposed animals compared to the Air Control animals. A few statistically significant differences in body weights were noted for the mid- and high-level exposed groups but there was no difference among groups in body weight gain during gestation and lactation periods. Also, these were consequences of the differences that were previously noted during the premating period.

3.2.5. FEED CONSUMPTION - PREMATING PERIOD

(Table 11; Appendix M)

There were no exposure-related differences in feed consumption in the test substance exposed animals compared to the air control animals. While a few statistically significant differences were noted at various intervals, the absolute differences were generally small.

3.2.6. MATERNAL FEED CONSUMPTION - GESTATION AND LACTATION PERIODS

(Tables 12 and 13; Appendices N and O)

There were no exposure-related differences in feed consumption during the gestation and lactation periods in the test substance exposed animals compared to the Air Control animals. While a few statistically significant increases were noted at various intervals during the lactation period, increases in feed consumption are not considered as adverse responses.

3.2.7. ESTROUS CYCLE DATA - PREMATING PERIOD

(Table 14; Appendix P)

There were no exposure-related differences in estrous cycle data (as measured by cycle length, number of estrous cycles and

number of irregular cycles) in the test substance exposed animals compared to the Air Control animals. Five animals in the study (4 animals in the Air Control group and 1 animal in the 2000 mg/m^3 group) had extended periods of diestrus or estrus indicative of pseudopregnancy. However, while 1 or 2 animals in each test group (except the 10000 mg/m^3 group) were not found pregnant during the study, all of the animals with indications of pseudopregnancy eventually were confirmed mated during the mating period or were confirmed pregnant during the gestation period.

3.2.8. MATING, FERTILITY AND GESTATION INDICES

(Tables 15 and 16; Appendices Q and R)

Mating indices for the male rats treated with the test substance were comparable to the Air Control group. Mating, fertility and gestation indices for the female rats treated with the test substance were comparable to the Air Control group. Most of the females in each group mated at the first opportunity (first estrous after initial pairing). There were also no treatment-related differences in the other reproductive parameters up to the time of parturition including the percent of females completing delivery and the duration of gestation, when compared to the Air Control group.

3.2.9. PARTURITION AND LITTER SURVIVAL DATA

(Table 16; Appendices R and S)

Parturition data for the female rats treated with the test substance were comparable to the Air Control group. There were no treatment-related differences in all parturition parameters including the total number of pups delivered, the number of pups dying, the viability (4 day survival) and lactation (21 day survival) indices, the number of implantation sites per litter, the pup sex ratio and the number of live pups/litter, when compared to the Air Control group.

3.3. PUP DATA (F_1 GENERATION)

3.3.1. OBSERVATION DATA

(Table 17; Appendix T)

The pups were unremarkable during the lactation period. Scattered observations were noted but were not treatment-related.

3.3.2. BODY WEIGHT DATA

(Tables 16 and 18; Appendix U)

There were no exposure-related differences in body weights or weight gains in the pups feeding from test substance exposed animals compared to the pups feeding from Air Control animals. While a few inter-group differences were noted including some statistically significant increases in weight gains in the 10000 mg/m^3 group at various intervals, these increases were marginal compared to the Air Control animals and were not considered as adverse responses.

3.4. POSTMORTEM DATA

3.4.1. TERMINAL ESTROUS AND MACROSCOPIC POSTMORTEM EVALUATIONS - PARENTAL GENERATION

(Table 19; Appendices V and Z)

There were no exposure-related differences in terminal estrous and macroscopic postmortem evaluations in the test substance exposed animals compared to the Air Control animals. Scattered observations such as lung discoloration were noted, but in absence of any effects on lung weights or histopathology (see following sections), were not considered treatment-related.

3.4.2. ORGAN WEIGHTS - PARENTAL GENERATION

(Table 21; Appendix X)

Exposure-related effects on organ weights included statistically significant increases in kidney weights (absolute and/or relative to

body and brain weight) at all exposure levels in the males. These differences for the males were consistent with the hydrocarbon nephropathy findings at the 20000 mg/m^3 exposure level in the 13-week inhalation study 00-6129 with this same test substance. However, this finding has been generally accepted (US EPA 1991. Alpha 2 microglobulin: association with chemically induced renal toxicity and neoplasia in male rat. In Risk Assessment Forum, p.85. US Govt. Printing Office, Washington, DC.) not to be relevant to human risk assessment.

Exposure-related effects on organ weights also included statistically significant increases in liver weights (absolute and/or relative to body weight) at the two higher exposure levels in the males. These may have been the result of enzyme induction by the test substance.

There were no other exposure-related differences in organ weights in the test substance exposed animals compared to the Air Control animals. A few statistically significant differences in organ weights (absolute and/or relative to body and brain weight) were noted for some exposed groups. However, these were not in a treatment-related pattern. In particular, statistically significant increases in epididymis, seminal vesicle and ovary weight relative to body weight (+10%, +20% and +13%, respectively) in the high exposure group were considered spurious. These organ weights were not adequately correlated with body weights, as supplementary covariance analyses confirmed. In such cases, consideration of absolute organ weight (and/or organ weight relative to brain weight) is appropriate, whereby the apparent exposure-related and statistically significant change for these organs was lost. There was also a statistically significant slight increase in testis weight relative to body weight (+10%) in the high exposure group. Testis weights were relatively weakly correlated with body weights, and appropriate covariance analysis with the multiple comparisons procedure eliminated the statistical significance. Concomitantly, testis weight relative to brain weight was not significantly different from control (+3%). Further, the histopathological examinations of the reproductive organs nor the sperm evaluations revealed any evidence of any treatment related change (see sections 3.4.4 and 3.4.7). Therefore, the increased

organ-to-body weight ratios for the testis, epididymides and seminal vesicles were considered not exposure-related.

3.4.3. RELEASED PUP DATA

(Appendix AA)

The pup body weights, pup necropsy observations and pup organ weights for this Air Control set of animals were generally comparable to historical control data for pups of similar age (~28 days after parturition). Therefore, this accidental release of pups from their caging did not adversely affect these animals. Additionally, the non-released pups from the Air Control were also generally comparable to the historical control data for these same parameters. Therefore, it was appropriate for the non-released pups from the Air Control to be used for comparison to the pups from the test substance exposed animals for this study.

3.4.4. SPERM EVALUATIONS - PARENTAL GENERATION

(Appendix BB)

Mean percent motility, epididymal sperm count, homogenization-resistant testicular sperm count, sperm morphology and caudal epididymis weight were not affected by treatment at an exposure level of 20000 mg/m^3. No biologically meaningful differences were observed between the study groups.

3.4.5. MACROSCOPIC POSTMORTEM EVALUATIONS - PUPS

(Table 20; Appendix W)

There were no exposure-related differences in macroscopic postmortem evaluations in the pups feeding from test substance exposed animals compared to the pups feeding from Air Control animals. Scattered observations such as dilated renal pelvis were noted but were not treatment-related.

3.4.6. ORGAN WEIGHTS - PUPS

(Table 22; Appendix Y)

There were no exposure-related differences in organ weights in the pups feeding from test substance exposed animals compared to the pups feeding from Air Control animals. A few statistically significant differences in brain and thymus weights (absolute and/or relative to body weight) were noted for the low- and/or mid-exposure groups. However, these were not in a treatment-related pattern or were only attributed to body weight differences.

3.4.7. HISTOPATHOLOGICAL EVALUATIONS - PARENTAL GENERATION

(Table 23; Appendix Z)

No test substance related microscopic changes were noted in male and female reproductive organs or other protocol-specified tissues in this study. The remaining microscopic findings were similar to those routinely observed in animals of this age and species and were considered incidental.

4. CONCLUSION

Exposure of rats to 2000, 10000 and 20000 mg/m^3 of vapor of Gasoline ETBE Vapor Condensate resulted in decreased body weight gains in the 10000 (females only) and 20000 mg/m^3 exposed parental animals during the premating interval. Increases in liver weights in parental male animals exposed to 10000 and 20000 mg/m^3 of vapor were also seen. Increases in kidney weights in parental male animals exposed to all exposure levels of vapor were consistent with hydrocarbon nephropathy seen in similar animals exposed for 13 weeks to this test substance. However, this finding has been generally accepted (US EPA 1991. Alpha 2 microglobulin: association with chemically induced renal toxicity and neoplasia in male rat. In Risk Assessment Forum, p.85. US Govt. Printing Office, Washington, DC.) not to be relevant to human risk assessment. Therefore, a no observable adverse effect level (NOAEL) of 2000 mg/m^3 was determined for systemic toxicity. There was no effect at any of the exposure levels on reproductive performance in the study, including mating, fertility, parturition, lactation and offspring survival. Therefore, with respect to reproductive performance, a no observable effect level (NOEL) of 20000 mg/m^3 of Gasoline ETBE Vapor Condensate was concluded.

REFERENCES

Armitage, P. 1971. *Statistical Methods in Medical Research*. Oxford, UK: Blackwell Scientific Publications.

Bartlett, M.S. 1937. Properties of sufficiency and statistical tests. *Proceedings of the Royal Society, Series A*, 160: 268-282.

Cochran, W.G. and Cox, G.M. 1959. *Experimental Designs*, New York: John Wiley.

Dunlap, W.P. and Duffy, J.A. 1975. Fortran IV functions for calculating exact probabilities associated with z, chi-square, t and f values. *Behav. Res. Methods and Instrumentations* 7: 59-60.

Dunlap, W.P., Marx, M.S. and Agamy, G.G. 1981. Fortran IV functions for calculating probabilities associated with Dunnett's test. *Behav. Res. Methods and Instrumentation* 13: 363-366.

Dunnett, C.W. 1955. A multiple comparison procedure for comparing several treatments with a control. *Journal of the American Statistical Association* 50: 1096-1121.

Dunnett, C.W. 1964. New tables for multiple comparisons with a control. *Biometrics* 20-3: 482-491.

Kruskal, W.H. and Wallis, W.A. 1952. Use of Ranks in One-Criterion Variance Analysis. *Journal of the American Statistical Association* 47: 583-621.

Kruskal, W.H. and Wallis, W.A. 1953. Errata for Kruskal-Wallis (1952). *Journal of the American Statistical Association* 48: 907-911.

Seigel, S. 1956. Nonparametric Statistics for the Behavioral Sciences. McGraw-Hill.

Shirley, E.A.C. 1977. The analysis of organ weight data. Toxicology 8, 13-22.

Sokal, R.R. and Rohlf, F.J. 1995. *Biometry*. 3rd Edition. San Francisco: W.H. Freeman.

Steel, R.G.D. 1959. A multiple comparison rank sum test: treatments versus control. *Biometrics* 15: 560-572.

Williams, D.A. 1971. A test for differences between treatment means when several dose levels are compared with a zero dose control. *Biometrics* 27: 103-117.

Williams, D.A. 1972. The comparison of several dose levels with a zero dose control. *Biometrics* 28: 519-531.

CALCULATIONS

Feed Consumption:

total grams of feed presented - amount of feed remaining ÷ no. days = grams/animal/day

grams of feed consumed /kilograms of body weight /day (g/kg/day) =

> [(total grams of feed presented - amount of feed remaining) ÷ (average kilogram body weight)] ÷ no. of days

Female Mating Index:

no. of females with confirmed mating (sperm and/or vaginal plug) plus no. of pregnant females without evidence of mating (no sperm or vaginal plug)/no. of females placed with males

Female Fertility Index:

no. of females pregnant/no. of females confirmed mating or pregnancy for females without evidence of mating

Pregnancy Index:

no. of females pregnant/no. of females inseminated × 100

Male Mating Index:

no. of males with confirmed mating with a female or pregnancy for females without evidence of mating/no. of males placed with females

Male Fertility Index:

no. of males mating and impregnating a female plus the no. of males with a pregnant female without evidence of mating/no. of males with confirmed mating plus no. of males with a pregnant female without evidence of mating

Gestation Index:

no. of females with liveborn/no. of females with confirmed pregnancy

Viability Index:

no. of pups alive Postnatal Day 4 precull/no. of liveborn pups

CALCULATIONS

Lactation Index:

no. of pups alive on Postnatal Day 21/no. of pups alive on Postnatal Day 4 postcull

Live Birth Index:

total no. of liveborn pups/total no. of pups born

	General Preface	

General Notes

Individual animal data values presented in this report may be rounded. Unrounded individual animal data values are used to calculate the reported mean and standard deviation values. Therefore, use of the reported individual values to reproduce means, standard deviations and/or to perform any subsequent calculations may produce minor discrepancies between the calculated values and those presented in this report.

Key to Abbreviations

M = Male
F = Female
Gen. = General
PG = Pregnant

Group	Group Designation	Exposure Levels (mg/m^3)
I	Control	0 (air only)
II	Low	2000
III	Middle	10000
IV	High	20000

TABLE 1 - P0 GENERATION

GASOLINE ETBE VAPOR CONDENSATE: A ONE-GENERATION WHOLE-BODY
INHALATION REPRODUCTION TOXICITY STUDY IN RATS

SUMMARY OF SURVIVAL AND PREGNANCY

DOSE GROUP DOSE LEVEL (MG/M3)		I 0	II 2000	III 10000	IV 20000
No. of males at start	N	26	26	26	26
Premating					
- Died/sacrificed	N	0	1	1	0
Postmating					
- Died/sacrificed	N	0	0	0	0
No. of females at start	N	26	26	26	26
Died/sacrificed premating	N	0	0	0	1
No. of females cohabitated	N	26	26	26	25
- Without evidence of mating	N	1	1	0	0
Pregnant	N	1	0	0	0
Nonpregnant	N	0	1	0	0
Pregnant	N	25	24	26	23
- Died/sacrificed	N	0	0	0	0
- Died delivering	N	0	0	0	0
- Died/sacrificed post partum	N	0	0	0	0
- Aborted died/sacrificed	N	0	0	0	0
Nonpregnant	N	1	2	0	2
- Died/sacrificed	N	0	0	0	0
Total females died/sacrificed	N	0	0	0	1
	%	0.0	0.0	0.0	3.8
Dams delivering	N	25	24	26	23
- With liveborn pups	N	25	24	26	23
	%	100.0	100.0	100.0	100.0
- With all pups stillborn	N	0	0	0	0
	%	0.0	0.0	0.0	0.0

No statistically significant differences

	Summary of Clinical Observations Preface	Table 2

Clinical observations presented on this table include weekly physical examinations and daily viability observations. Viability observations are categorized as “Room Check”.

Number of animals examined represents the total number of animals observed and animals, which were found dead, died accidentally or were killed in a moribund condition or at a scheduled sacrifice for a given interval.

Observations occurring between scheduled weekly observation intervals are presented at the next scheduled interval.

For summarization purposes, descriptive comments [i.e., location of scab(s) and/or sore(s), etc.] are not presented in this table. These data are contained in the study raw data if needed.

Total represents a cumulative total of all animals with the indicated observation one or more times during the study.

Corresponding exposure levels for each group were as follows:

Group I - 0 mg/m^3
Group II - 2000 mg/m^3
Group III - 10000 mg/m^3
Group IV - 20000 mg/m^3

TABLE 2 - P0 GENERATION

GASOLINE ETBE VAPOR CONDENSATE: A ONE-GENERATION WHOLE-BODY
INHALATION REPRODUCTION TOXICITY STUDY IN RATS

MALES

SUMMARY OF CLINICAL OBSERVATIONS

	GROUP#	DAY OF STUDY -7	0	7	14	21	28	35	42	49	56	63	70	77	84	91	98	105	112	TOTAL
# OF ANIMALS EXAMINED	I	26	26	26	26	26	26	26	26	26	26	26	26	26	26	26	26	26	26	
	II	26	26	26	26	26	26	26	26	25	25	25	25	25	25	25	25	25	25	
	III	26	26	26	26	26	26	26	26	26	26	26	25	25	25	25	25	25	25	
	IV	26	26	26	26	26	26	26	26	26	26	26	26	26	26	26	26	26	26	
Normal																				
WITHIN NORMAL LIMITS	I	26	26	25	26	24	24	24	24	23	22	22	21	21	20	21	22	22	0	26
	II	26	26	25	25	25	24	24	22	21	20	21	21	20	19	21	21	23	0	26
	III	26	26	26	26	26	26	25	25	24	24	24	24	24	23	22	22	21	0	26
	IV	26	26	26	26	26	25	22	22	21	21	19	20	21	20	18	19	21	0	26
Dead																				
FOUND DEAD	I	0	0	0	0	0	0	0	0	0	0	0	0	0	0	0	0	0	0	0
	II	0	0	0	0	0	0	0	1	0	0	0	0	0	0	0	0	0	0	1
	III	0	0	0	0	0	0	0	0	0	0	0	0	0	0	0	0	0	0	0
	IV	0	0	0	0	0	0	0	0	0	0	0	0	0	0	0	0	0	0	0
HUMANE SACRIFICE	I	0	0	0	0	0	0	0	0	0	0	0	0	0	0	0	0	0	0	0
	II	0	0	0	0	0	0	0	0	0	0	0	0	0	0	0	0	0	0	0
	III	0	0	0	0	0	0	0	0	0	0	1	0	0	0	0	0	0	0	1
	IV	0	0	0	0	0	0	0	0	0	0	0	0	0	0	0	0	0	0	0
TERMINAL SACRIFICE	I	0	0	0	0	0	0	0	0	0	0	0	0	0	0	0	0	0	26	26
	II	0	0	0	0	0	0	0	0	0	0	0	0	0	0	0	0	0	25	25
	III	0	0	0	0	0	0	0	0	0	0	0	0	0	0	0	0	0	25	25
	IV	0	0	0	0	0	0	0	0	0	0	0	0	0	0	0	0	0	26	26
Gen. Appearance																				
RED EXUDATE (GENERAL)	I	0	0	1	0	0	0	0	0	0	0	0	0	0	0	0	0	0	0	1
	II	0	0	0	0	0	0	0	0	0	0	0	0	0	0	0	0	0	0	0
	III	0	0	0	0	0	0	0	0	0	0	0	0	0	0	0	0	0	0	0
	IV	0	0	0	0	0	0	0	0	0	0	0	0	0	0	0	0	0	0	0

TABLE 2 - P0 GENERATION

GASOLINE ETBE VAPOR CONDENSATE: A ONE-GENERATION WHOLE-BODY
INHALATION REPRODUCTION TOXICITY STUDY IN RATS

MALES

SUMMARY OF CLINICAL OBSERVATIONS

	GROUP#	DAY OF STUDY -7	0	7	14	21	28	35	42	49	56	63	70	77	84	91	98	105	112	TOTAL
# OF ANIMALS EXAMINED	I	26	26	26	26	26	26	26	26	26	26	26	26	26	26	26	26	26	26	
	II	26	26	26	26	26	26	26	26	25	25	25	25	25	25	25	25	25	25	
	III	26	26	26	26	26	26	26	26	26	26	26	25	25	25	25	25	25	25	
	IV	26	26	26	26	26	26	26	26	26	26	26	26	26	26	26	26	26	26	
Dermal-General																				
ALOPECIA - GENERAL	I	0	0	0	0	0	0	0	0	0	0	0	0	0	0	1	1	1	0	1
	II	0	0	1	1	0	0	0	0	0	0	0	0	0	0	0	0	0	0	1
	III	0	0	0	0	0	0	0	0	0	0	0	0	0	0	0	0	0	0	0
	IV	0	0	0	0	0	0	0	0	0	0	0	0	0	0	0	0	0	0	0
ULCERATION - CERVICAL	I	0	0	0	0	1	1	1	1	1	0	0	0	0	0	0	0	0	0	1
	II	0	0	0	0	0	0	0	0	0	0	0	0	0	0	0	0	0	0	0
	III	0	0	0	0	0	0	0	0	0	0	0	0	0	0	0	0	0	0	0
	IV	0	0	0	0	0	0	0	0	0	0	0	0	0	0	0	0	0	0	0
ALOPECIA - EXTREMITIES/SNOUT	I	0	0	0	0	0	0	0	0	1	1	1	1	1	1	0	0	0	0	1
	II	0	0	0	0	1	1	1	2	3	3	3	3	4	4	3	3	1	0	4
	III	0	0	0	0	0	0	1	1	2	2	1	1	1	2	2	2	2	0	2
	IV	0	0	0	0	0	1	4	4	5	5	5	4	3	4	4	4	3	0	6
SCABS	I	0	0	0	0	0	0	0	0	0	1	1	1	1	1	0	0	0	0	1
	II	0	0	0	0	0	0	0	0	0	0	0	0	0	0	0	0	0	0	0
	III	0	0	0	0	0	0	0	0	0	0	0	0	0	0	1	1	1	0	1
	IV	0	0	0	0	0	0	0	0	0	0	0	0	0	0	0	0	0	0	0
Ocular																				
CHROMODACRYORRHEA - UNILATERAL	I	0	0	0	0	0	0	0	0	0	1	1	0	1	1	1	1	1	0	1
	II	0	0	0	0	0	0	1	1	0	0	0	0	0	0	1	0	0	0	1
	III	0	0	0	0	0	0	0	0	0	0	0	0	0	0	0	0	0	0	0
	IV	0	0	0	0	0	0	0	0	0	0	0	0	0	0	0	0	0	0	0

TABLE 2 - P0 GENERATION

GASOLINE ETBE VAPOR CONDENSATE: A ONE-GENERATION WHOLE-BODY
INHALATION REPRODUCTION TOXICITY STUDY IN RATS

MALES

SUMMARY OF CLINICAL OBSERVATIONS

	GROUP#	DAY OF STUDY -7	0	7	14	21	28	35	42	49	56	63	70	77	84	91	98	105	112	TOTAL
# OF ANIMALS EXAMINED	I	26	26	26	26	26	26	26	26	26	26	26	26	26	26	26	26	26	26	
	II	26	26	26	26	26	26	26	26	25	25	25	25	25	25	25	25	25	25	
	III	26	26	26	26	26	26	26	26	26	26	26	25	25	25	25	25	25	25	
	IV	26	26	26	26	26	26	26	26	26	26	26	26	26	26	26	26	26	26	
CHROMODACRYORRHEA - BILATERAL	I	0	0	0	0	0	0	0	0	0	0	0	0	0	0	0	0	0	0	0
	II	0	0	0	0	0	0	0	0	0	0	1	1	1	1	0	0	0	0	1
	III	0	0	0	0	0	0	0	0	0	0	0	0	0	0	0	0	0	0	0
	IV	0	0	0	0	0	0	0	0	0	0	1	1	0	0	1	1	1	0	1
LACRIMATION - BILATERAL	I	0	0	0	0	0	0	0	0	0	0	0	0	0	0	0	0	0	0	0
	II	0	0	0	0	0	0	0	0	0	0	0	0	0	0	0	0	0	0	0
	III	0	0	0	0	0	0	0	0	0	0	0	0	0	0	0	0	0	0	0
	IV	0	0	0	0	0	0	0	0	0	0	0	1	1	1	0	0	0	0	1
Oral/Buccal																				
INCISORS BROKEN/MISSING	I	0	0	0	0	1	1	1	1	1	1	1	2	2	2	1	0	1	0	2
	II	0	0	0	0	0	1	1	1	0	2	1	0	0	1	0	0	0	0	2
	III	0	0	0	0	0	0	0	0	0	0	0	0	0	0	0	0	1	0	1
	IV	0	0	0	0	0	0	0	0	0	0	0	0	0	0	2	1	1	0	3
INCISORS MALOCCLUDED	I	0	0	0	0	0	0	0	0	0	1	1	2	2	3	3	3	3	0	3
	II	0	0	0	0	0	0	0	1	1	1	1	1	1	2	1	1	1	0	2
	III	0	0	0	0	0	0	0	0	0	0	0	0	0	0	0	0	0	0	0
	IV	0	0	0	0	0	0	0	0	0	0	0	0	0	0	1	1	1	0	1
ORAL SORE	I	0	0	0	0	0	0	0	0	0	0	0	0	0	0	0	0	0	0	0
	II	0	0	0	0	0	0	0	0	0	0	0	0	0	0	0	0	0	0	0
	III	0	0	0	0	0	0	0	0	0	0	0	0	0	0	0	0	0	0	0
	IV	0	0	0	0	0	0	0	0	0	0	1	1	1	1	0	0	0	0	1
Miscellaneous																				
DECREASED FECAL VOLUME	I	0	0	0	0	0	0	0	0	0	0	0	0	0	0	0	0	0	0	0
	II	0	0	0	0	0	0	0	0	0	0	0	0	0	0	0	0	0	0	0
	III	0	0	0	0	0	0	0	0	0	0	0	0	0	0	0	0	0	0	0
	IV	0	0	0	0	0	0	0	0	0	0	0	0	1	1	0	0	0	0	1

TABLE 2 - P0 GENERATION

GASOLINE ETBE VAPOR CONDENSATE: A ONE-GENERATION WHOLE-BODY
INHALATION REPRODUCTION TOXICITY STUDY IN RATS

MALES

SUMMARY OF CLINICAL OBSERVATIONS

	GROUP#	DAY OF STUDY -7	0	7	14	21	28	35	42	49	56	63	70	77	84	91	98	105	112	TOTAL
# OF ANIMALS EXAMINED	I	26	26	26	26	26	26	26	26	26	26	26	26	26	26	26	26	26	26	
	II	26	26	26	26	26	26	26	26	25	25	25	25	25	25	25	25	25	25	
	III	26	26	26	26	26	26	26	26	26	26	26	25	25	25	25	25	25	25	
	IV	26	26	26	26	26	26	26	26	26	26	26	26	26	26	26	26	26	26	
DECREASED FOOD CONSUMPTION	I	0	0	0	0	0	0	0	0	0	0	0	0	0	0	0	0	0	0	0
	II	0	0	0	0	0	0	0	0	0	0	0	0	0	0	0	0	0	0	0
	III	0	0	0	0	0	0	0	0	0	0	0	0	0	0	0	0	0	0	0
	IV	0	0	0	0	0	0	0	0	0	0	0	0	1	1	0	0	0	0	1
Room Check																				
BLACK/BROWN STAINS ON SNOUT	I	0	0	0	0	0	0	0	0	0	0	0	0	0	0	0	0	0	0	0
	II	0	0	0	0	0	0	0	0	0	0	0	0	0	0	0	0	0	0	0
	III	0	0	0	0	0	0	0	0	0	0	1	0	0	0	0	0	0	0	1
	IV	0	0	0	0	0	0	0	0	0	0	0	1	0	0	0	0	0	0	1
GASPING	I	0	0	0	0	0	0	0	0	0	0	0	0	0	0	0	0	0	0	0
	II	0	0	0	0	0	0	0	0	0	0	0	0	0	0	0	0	0	0	0
	III	0	0	0	0	0	0	0	0	0	0	1	0	0	0	0	0	0	0	1
	IV	0	0	0	0	0	0	0	0	0	0	0	0	0	0	0	0	0	0	0
LABORED BREATHING	I	0	0	0	0	0	0	0	0	0	0	0	0	0	0	0	0	0	0	0
	II	0	0	0	0	0	0	0	0	0	0	0	0	0	0	0	0	0	0	0
	III	0	0	0	0	0	0	0	0	0	0	0	0	0	0	0	0	0	0	0
	IV	0	0	0	0	0	0	0	0	0	0	0	1	1	0	0	0	0	0	1
DECREASED FOOD CONSUMPTION	I	0	0	0	0	0	0	0	0	0	0	0	0	0	0	0	0	0	0	0
	II	0	0	0	0	0	0	0	0	0	0	0	0	0	0	0	0	0	0	0
	III	0	0	0	0	0	0	0	0	0	0	0	0	0	0	0	0	0	0	0
	IV	0	0	0	0	0	0	0	0	0	0	0	1	1	0	0	0	0	0	1
DECREASED FECAL VOLUME	I	0	0	0	0	0	0	0	0	0	0	0	0	0	0	0	0	0	0	0
	II	0	0	0	0	0	0	0	0	0	0	0	0	0	0	0	0	0	0	0
	III	0	0	0	0	0	0	0	0	0	0	0	0	0	0	0	0	0	0	0
	IV	0	0	0	0	0	0	0	0	0	0	0	0	1	0	0	0	0	0	1

TABLE 2 - P0 GENERATION

GASOLINE ETBE VAPOR CONDENSATE: A ONE-GENERATION WHOLE-BODY
INHALATION REPRODUCTION TOXICITY STUDY IN RATS

MALES

SUMMARY OF CLINICAL OBSERVATIONS

	GROUP#	DAY OF STUDY -7	0	7	14	21	28	35	42	49	56	63	70	77	84	91	98	105	112	TOTAL
# OF ANIMALS EXAMINED	I	26	26	26	26	26	26	26	26	26	26	26	26	26	26	26	26	26	26	
	II	26	26	26	26	26	26	26	26	25	25	25	25	25	25	25	25	25	25	
	III	26	26	26	26	26	26	26	26	26	26	26	25	25	25	25	25	25	25	
	IV	26	26	26	26	26	26	26	26	26	26	26	26	26	26	26	26	26	26	
Palpable masses																				
MASS	I	0	0	0	0	0	0	0	0	0	0	0	0	0	0	0	0	0	0	0
	II	0	0	0	0	0	0	0	0	0	0	0	0	0	0	0	0	0	0	0
	III	0	0	0	0	0	0	0	0	0	0	0	0	0	0	0	0	0	0	0
	IV	0	0	0	0	0	0	0	0	0	0	1	1	1	1	1	1	1	0	1

TABLE 2 - P0 GENERATION

GASOLINE ETBE VAPOR CONDENSATE: A ONE-GENERATION WHOLE-BODY
INHALATION REPRODUCTION TOXICITY STUDY IN RATS

FEMALES

SUMMARY OF CLINICAL OBSERVATIONS

	GROUP#	DAY OF STUDY -7	0	7	14	21	28	35	42	49	56	63	70	77	84	91	98	105	112	TOTAL
# OF ANIMALS EXAMINED	I	26	26	26	26	26	26	26	26	26	26	26	21	2	1	1	0	0	0	
	II	26	26	26	26	26	26	26	26	26	26	26	25	1	1	1	1	1	1	
	III	26	26	26	26	26	26	26	26	26	26	26	16	0	0	0	0	0	0	
	IV	26	26	26	26	26	26	26	26	25	25	25	21	0	0	0	0	0	0	
Normal																				
WITHIN NORMAL LIMITS	I	26	26	26	26	26	25	25	25	25	24	24	19	2	1	1	0	0	0	26
	II	26	26	26	26	25	25	25	24	24	25	25	24	1	1	1	1	1	0	26
	III	26	26	26	26	26	26	25	24	22	22	22	13	0	0	0	0	0	0	26
	IV	26	26	26	26	25	25	25	24	24	24	24	19	0	0	0	0	0	0	26
Dead																				
ACCIDENTAL DEATH	I	0	0	0	0	0	0	0	0	0	0	0	0	0	0	0	0	0	0	0
	II	0	0	0	0	0	0	0	0	0	0	0	0	0	0	0	0	0	0	0
	III	0	0	0	0	0	0	0	0	0	0	0	0	0	0	0	0	0	0	0
	IV	0	0	0	0	0	0	0	1	0	0	0	0	0	0	0	0	0	0	1
TERMINAL SACRIFICE	I	0	0	0	0	0	0	0	0	0	0	0	0	0	0	0	0	0	0	0
	II	0	0	0	0	0	0	0	0	0	0	0	0	0	0	0	0	0	1	1
	III	0	0	0	0	0	0	0	0	0	0	0	0	0	0	0	0	0	0	0
	IV	0	0	0	0	0	0	0	0	0	0	0	0	0	0	0	0	0	0	0
Gen. Appearance																				
RED EXUDATE (GENERAL)	I	0	0	0	0	0	0	0	0	0	1	0	0	0	0	0	0	0	0	1
	II	0	0	0	0	0	0	0	0	0	0	0	0	0	0	0	0	0	0	0
	III	0	0	0	0	0	0	0	0	0	0	0	0	0	0	0	0	0	0	0
	IV	0	0	0	0	0	0	0	0	0	0	0	0	0	0	0	0	0	0	0
Dermal-General																				
ALOPECIA - EXTREMITIES/SNOUT	I	0	0	0	0	0	1	1	1	1	0	0	1	0	0	0	0	0	0	1
	II	0	0	0	0	1	1	1	2	2	1	1	1	0	0	0	0	0	0	2
	III	0	0	0	0	0	0	0	0	0	1	1	1	0	0	0	0	0	0	1
	IV	0	0	0	0	1	1	1	1	1	1	1	2	0	0	0	0	0	0	2

TABLE 2 - P0 GENERATION

GASOLINE ETBE VAPOR CONDENSATE: A ONE-GENERATION WHOLE-BODY
INHALATION REPRODUCTION TOXICITY STUDY IN RATS

FEMALES

SUMMARY OF CLINICAL OBSERVATIONS

	GROUP#	DAY OF STUDY -7	0	7	14	21	28	35	42	49	56	63	70	77	84	91	98	105	112	TOTAL
# OF ANIMALS EXAMINED	I	26	26	26	26	26	26	26	26	26	26	26	21	2	1	1	0	0	0	
	II	26	26	26	26	26	26	26	26	26	26	26	25	1	1	1	1	1	1	
	III	26	26	26	26	26	26	26	26	26	26	26	16	0	0	0	0	0	0	
	IV	26	26	26	26	26	26	26	26	25	25	25	21	0	0	0	0	0	0	
SCABS	I	0	0	0	0	0	0	0	0	0	0	1	1	0	0	0	0	0	0	1
	II	0	0	0	0	0	0	0	0	0	0	0	0	0	0	0	0	0	0	0
	III	0	0	0	0	0	0	0	0	0	0	0	0	0	0	0	0	0	0	0
	IV	0	0	0	0	0	0	0	0	0	0	0	0	0	0	0	0	0	0	0
LACERATION TIP OF TAIL	I	0	0	0	0	0	0	0	0	0	1	1	0	0	0	0	0	0	0	1
	II	0	0	0	0	0	0	0	0	0	0	0	0	0	0	0	0	0	0	0
	III	0	0	0	0	0	0	0	0	0	0	0	0	0	0	0	0	0	0	0
	IV	0	0	0	0	0	0	0	0	0	0	0	0	0	0	0	0	0	0	0
Ocular																				
CHROMODACRYORRHEA - UNILATERAL	I	0	0	0	0	0	0	0	0	0	0	0	0	0	0	0	0	0	0	0
	II	0	0	0	0	0	0	0	0	0	0	0	0	0	0	0	0	0	0	0
	III	0	0	0	0	0	0	0	1	2	1	1	1	0	0	0	0	0	0	2
	IV	0	0	0	0	0	0	0	0	0	0	0	0	0	0	0	0	0	0	0
EYE (S) DISCOLORED - DARK RED	I	0	0	0	0	0	0	0	0	0	0	0	0	0	0	0	0	0	0	0
	II	0	0	0	0	0	0	0	0	0	0	0	0	0	0	0	0	0	0	0
	III	0	0	0	0	0	0	0	1	1	0	0	0	0	0	0	0	0	0	1
	IV	0	0	0	0	0	0	0	0	0	0	0	0	0	0	0	0	0	0	0
LACRIMATION - UNILATERAL	I	0	0	0	0	0	0	0	0	0	0	0	0	0	0	0	0	0	0	0
	II	0	0	0	0	0	0	0	0	0	0	0	0	0	0	0	0	0	0	0
	III	0	0	0	0	0	0	0	0	1	1	1	1	0	0	0	0	0	0	1
	IV	0	0	0	0	0	0	0	0	0	0	0	0	0	0	0	0	0	0	0
EYE(S)-APPEAR DAMAGED	I	0	0	0	0	0	0	0	0	0	0	0	0	0	0	0	0	0	0	0
	II	0	0	0	0	0	0	0	0	0	0	0	0	0	0	0	0	0	0	0
	III	0	0	0	0	0	0	0	0	0	1	1	1	0	0	0	0	0	0	1
	IV	0	0	0	0	0	0	0	0	0	0	0	0	0	0	0	0	0	0	0

TABLE 2 - P0 GENERATION

GASOLINE ETBE VAPOR CONDENSATE: A ONE-GENERATION WHOLE-BODY
INHALATION REPRODUCTION TOXICITY STUDY IN RATS

FEMALES

SUMMARY OF CLINICAL OBSERVATIONS

	GROUP#	DAY OF STUDY -7	0	7	14	21	28	35	42	49	56	63	70	77	84	91	98	105	112	TOTAL
# OF ANIMALS EXAMINED	I	26	26	26	26	26	26	26	26	26	26	26	21	2	1	1	0	0	0	
	II	26	26	26	26	26	26	26	26	26	26	26	25	1	1	1	1	1	1	
	III	26	26	26	26	26	26	26	26	26	26	26	16	0	0	0	0	0	0	
	IV	26	26	26	26	26	26	26	26	25	25	25	21	0	0	0	0	0	0	
Oral/Buccal																				
INCISORS BROKEN/MISSING	I	0	0	0	0	0	0	0	0	0	0	0	0	0	0	0	0	0	0	0
	II	0	0	0	0	0	0	0	0	0	0	0	0	0	0	0	0	0	0	0
	III	0	0	0	0	0	0	0	0	1	0	0	0	0	0	0	0	0	0	1
	IV	0	0	0	0	0	0	0	0	0	0	0	0	0	0	0	0	0	0	0
INCISORS MALOCCLUDED	I	0	0	0	0	0	0	0	0	0	0	0	0	0	0	0	0	0	0	0
	II	0	0	0	0	0	0	0	0	0	0	0	0	0	0	0	0	0	0	0
	III	0	0	0	0	0	0	1	1	2	2	2	1	0	0	0	0	0	0	2
	IV	0	0	0	0	0	0	0	0	0	0	0	0	0	0	0	0	0	0	0

TABLE 3 - P0 GENERATION

GASOLINE ETBE VAPOR CONDENSATE: A ONE-GENERATION WHOLE-BODY
INHALATION REPRODUCTION TOXICITY STUDY IN RATS

SUMMARY OF CLINICAL OBSERVATIONS DURING GESTATION - (frequency/animals)

DOSE GROUP	I	II	III	IV
DOSE LEVEL (MG/M3)	0	2000	10000	20000
DAY 0 to 25				
Normal				
WITHIN NORMAL LIMITS	88/22	95/24	82/21	88/23
TERMINAL SACRIFICE	1/ 1	1/ 1	0/ 0	2/ 2
Dermal-General				
ALOPECIA - GENERAL	0/ 0	0/ 0	2/ 1	0/ 0
ALOPECIA - EXTREMITIES/SNOUT	4/ 1	4/ 1	8/ 2	10/ 3
LACERATION TIP OF TAIL	4/ 1	0/ 0	0/ 0	0/ 0
Ocular				
CHROMODACRYORRHEA - UNILATERAL	0/ 0	0/ 0	4/ 1	0/ 0
LACRIMATION - UNILATERAL	0/ 0	0/ 0	4/ 1	0/ 0
EYE(S)-APPEAR DAMAGED	0/ 0	0/ 0	4/ 1	2/ 1
Oral/Buccal				
INCISORS BROKEN/MISSING	4/ 1	0/ 0	1/ 1	0/ 0
INCISORS MALOCCLUDED	4/ 1	0/ 0	8/ 2	0/ 0

TABLE 4 - P0 GENERATION

GASOLINE ETBE VAPOR CONDENSATE: A ONE-GENERATION WHOLE-BODY
INHALATION REPRODUCTION TOXICITY STUDY IN RATS

SUMMARY OF MATERNAL CLINICAL OBSERVATIONS DURING LACTATION - (frequency/animals)

DOSE GROUP DOSE LEVEL (MG/M3)	I 0	II 2000	III 10000	IV 20000
DAY 1 to 28				
Normal				
WITHIN NORMAL LIMITS	136/24	135/23	124/22	108/18
TERMINAL SACRIFICE	25/25	24/24	26/26	23/23
Dermal-General				
ALOPECIA - GENERAL	2/ 1	0/ 0	5/ 1	6/ 1
ALOPECIA - EXTREMITIES/SNOUT	4/ 1	6/ 1	9/ 2	13/ 3
LACERATION TIP OF TAIL	2/ 1	0/ 0	0/ 0	0/ 0
Ocular				
CHROMODACRYORRHEA - UNILATERAL	0/ 0	0/ 0	4/ 1	0/ 0
LACRIMATION - UNILATERAL	0/ 0	1/ 1	3/ 1	0/ 0
EYE(S)-APPEAR DAMAGED	0/ 0	0/ 0	6/ 1	6/ 1
CHROMODACRYORRHEA - BILATERAL	0/ 0	1/ 1	0/ 0	0/ 0
Oral/Buccal				
INCISORS BROKEN/MISSING	6/ 1	3/ 1	2/ 1	0/ 0
INCISORS MALOCCLUDED	6/ 1	0/ 0	12/ 2	0/ 0
Palpable masses				
MASS	0/ 0	0/ 0	0/ 0	6/ 1

TABLE 5 - P0 GENERATION

GASOLINE ETBE VAPOR CONDENSATE: A ONE-GENERATION WHOLE-BODY
INHALATION REPRODUCTION TOXICITY STUDY IN RATS

MALES — MEAN BODY WEIGHT VALUES (GRAMS)

DOSE GROUP		I	II	III	IV
DOSE LEVEL (MG/M3)		0	2000	10000	20000
DAY -7	MEAN	135	135	135	135
	S.D.	8.8	9.0	8.7	8.5
	N	26	26	26	26
DAY 0	MEAN	198	202	201	203
	S.D.	12.8	9.7	11.6	11.0
	N	26	26	26	26
DAY 7	MEAN	242	250	246	245
	S.D.	15.0	10.9	14.3	12.8
	N	26	26	26	26
DAY 14	MEAN	289	297	278	290
	S.D.	18.4	13.2	20.7	16.4
	N	26	26	26	26
DAY 21	MEAN	327	335	326	324
	S.D.	23.6	15.9	22.4	18.1
	N	26	26	26	26
DAY 28	MEAN	358	361	354	348
	S.D.	26.9	16.1	25.4	20.6
	N	26	26	26	26
DAY 35	MEAN	386	388	379	371
	S.D.	29.4	17.8	29.7	24.0
	N	26	26	26	26
DAY 42	MEAN	407	409	395	390
	S.D.	31.8	19.7	32.4	27.2
	N	26	26	26	26
DAY 49	MEAN	430	432	415	407*
	S.D.	34.5	22.4	35.8	30.5
	N	26	25	26	26

Statistical key: * = $p<0.05$

TABLE 5 - P0 GENERATION

GASOLINE ETBE VAPOR CONDENSATE: A ONE-GENERATION WHOLE-BODY
INHALATION REPRODUCTION TOXICITY STUDY IN RATS

MALES — MEAN BODY WEIGHT VALUES (GRAMS)

DOSE GROUP		I	II	III	IV
DOSE LEVEL (MG/M3)		0	2000	10000	20000
DAY 56	MEAN	448	447	430	421*
	S.D.	37.5	24.9	38.0	31.9
	N	26	25	26	26
DAY 63	MEAN	464	464	447	436*
	S.D.	41.7	29.3	42.6	36.2
	N	26	25	25	26
DAY 69	MEAN	477	475	458	443*
	S.D.	42.8	29.4	45.9	47.6
	N	26	25	25	26
DAY 77	MEAN	485	486	467	453*
	S.D.	43.7	27.4	44.4	50.0
	N	26	25	25	26
DAY 84	MEAN	498	500	480	468*
	S.D.	44.6	29.0	46.3	50.0
	N	26	25	25	26
DAY 91	MEAN	508	510	489	476*
	S.D.	46.7	29.3	47.1	46.7
	N	26	25	25	26
DAY 98	MEAN	518	520	498	485*
	S.D.	49.1	29.3	47.6	45.4
	N	26	25	25	26
DAY 105	MEAN	524	528	506	493*
	S.D.	49.4	31.0	53.0	46.3
	N	26	25	25	26

Statistical key: * = $p<0.05$

TABLE 5 - P0 GENERATION

GASOLINE ETBE VAPOR CONDENSATE: A ONE-GENERATION WHOLE-BODY
INHALATION REPRODUCTION TOXICITY STUDY IN RATS

FEMALES — MEAN BODY WEIGHT VALUES (GRAMS)

DOSE GROUP		I	II	III	IV
DOSE LEVEL (MG/M3)		0	2000	10000	20000
DAY -7	MEAN	133	133	133	133
	S.D.	8.8	9.2	8.6	8.8
	N	26	26	26	26
DAY 0	MEAN	174	171	170	170
	S.D.	10.0	11.4	10.7	11.1
	N	26	26	26	26
DAY 7	MEAN	195	190	190	189
	S.D.	13.2	11.5	12.0	12.9
	N	26	26	26	26
DAY 14	MEAN	219	215	202**	210
	S.D.	15.4	16.2	14.9	14.1
	N	26	26	26	26
DAY 21	MEAN	239	233	227*	226*
	S.D.	17.8	16.9	16.3	16.6
	N	26	26	26	26
DAY 28	MEAN	252	245	241	240
	S.D.	21.2	20.4	15.8	18.4
	N	26	26	26	26
DAY 35	MEAN	268	256	253*	250**
	S.D.	20.8	20.8	16.6	19.0
	N	26	26	26	26
DAY 42	MEAN	275	266	260*	257**
	S.D.	21.1	21.6	18.4	19.7
	N	26	26	26	26
DAY 49	MEAN	285	276	269*	266**
	S.D.	24.0	21.8	20.5	21.1
	N	26	26	26	25

Statistical key: * = p<0.05 ** = p<0.01

TABLE 5 - P0 GENERATION

GASOLINE ETBE VAPOR CONDENSATE: A ONE-GENERATION WHOLE-BODY
INHALATION REPRODUCTION TOXICITY STUDY IN RATS

FEMALES — MEAN BODY WEIGHT VALUES (GRAMS)

DOSE GROUP		I	II	III	IV
DOSE LEVEL (MG/M3)		0	2000	10000	20000
DAY 56	MEAN	289	277	273*	270**
	S.D.	23.8	22.1	20.2	22.1
	N	26	26	26	25
DAY 63	MEAN	298	283*	280*	278**
	S.D.	25.1	23.0	19.6	21.8
	N	26	26	26	25
DAY 69	MEAN	300	290	283*	281*
	S.D.	27.0	24.0	22.7	22.8
	N	26	26	26	25

Statistical key: * = p<0.05 ** = p<0.01

TABLE 6 - P0 GENERATION

GASOLINE ETBE VAPOR CONDENSATE: A ONE-GENERATION WHOLE-BODY
INHALATION REPRODUCTION TOXICITY STUDY IN RATS

MALES — MEAN BODY WEIGHT GAIN (GRAMS)

DOSE GROUP		I	II	III	IV
DOSE LEVEL (MG/M3)		0	2000	10000	20000
DAY -7 TO 0	MEAN	63	68**	66	68**
	S.D.	6.0	3.9	5.5	5.4
	N	26	26	26	26
DAY 0 TO 7	MEAN	45	47	45	42
	S.D.	7.1	5.4	5.2	5.2
	N	26	26	26	26
DAY 7 TO 14	MEAN	47	48	32**	45
	S.D.	5.6	6.5	9.7	5.8
	N	26	26	26	26
DAY 14 TO 21	MEAN	38	38	48**	34
	S.D.	7.2	7.4	8.4	5.2
	N	26	26	26	26
DAY 21 TO 28	MEAN	31	26*	28	23**
	S.D.	6.0	7.3	5.8	7.4
	N	26	26	26	26
DAY 28 TO 35	MEAN	28	27	25	24
	S.D.	5.2	5.6	7.0	6.6
	N	26	26	26	26
DAY 35 TO 42	MEAN	21	21	15**	19
	S.D.	6.9	3.8	7.4	5.4
	N	26	26	26	26

Statistical key: * = p<0.05 ** = p<0.01

TABLE 6 - P0 GENERATION

GASOLINE ETBE VAPOR CONDENSATE: A ONE-GENERATION WHOLE-BODY
INHALATION REPRODUCTION TOXICITY STUDY IN RATS

MALES — MEAN BODY WEIGHT GAIN (GRAMS)

DOSE GROUP		I	II	III	IV
DOSE LEVEL (MG/M3)		0	2000	10000	20000
DAY 42 TO 49	MEAN	23	23	20	16**
	S.D.	5.4	5.1	5.9	7.3
	N	26	25	26	26
DAY 49 TO 56	MEAN	17	15	15	14
	S.D.	6.6	5.1	5.4	7.4
	N	26	25	26	26
DAY 56 TO 63	MEAN	17	17	16	15
	S.D.	9.5	12.2	5.5	9.8
	N	26	25	25	26
DAY 63 TO 69	MEAN	13	11	11	7
	S.D.	5.8	4.1	6.3	22.1
	N	26	25	25	26
DAY 69 TO 77	MEAN	8	11	9	11
	S.D.	6.8	6.5	6.6	8.4
	N	26	25	25	26
DAY 77 TO 84	MEAN	13	14	13	14
	S.D.	4.4	4.8	5.1	5.4
	N	26	25	25	26
DAY 84 TO 91	MEAN	9	10	9	8
	S.D.	6.0	5.0	5.3	9.6
	N	26	25	25	26

Statistical key: ** = p<0.01

TABLE 6 - P0 GENERATION

GASOLINE ETBE VAPOR CONDENSATE: A ONE-GENERATION WHOLE-BODY
INHALATION REPRODUCTION TOXICITY STUDY IN RATS

MALES — MEAN BODY WEIGHT GAIN (GRAMS)

DOSE GROUP		I	II	III	IV
DOSE LEVEL (MG/M3)		0	2000	10000	20000
DAY 91 TO 98	MEAN	10	10	9	9
	S.D.	6.0	4.7	7.1	6.1
	N	26	25	25	26
DAY 98 TO 105	MEAN	6	9	8	8
	S.D.	5.2	4.6	17.9	6.1
	N	26	25	25	26
DAY 0 TO 105	MEAN	326	325	305	290**
	S.D.	44.9	30.7	47.4	42.2
	N	26	25	25	26
DAY 0 TO 69	MEAN	279	272	257	239**
	S.D.	38.3	29.8	38.7	43.5
	N	26	25	25	26

Statistical key: ** = p<0.01

TABLE 6 - P0 GENERATION

GASOLINE ETBE VAPOR CONDENSATE: A ONE-GENERATION WHOLE-BODY
INHALATION REPRODUCTION TOXICITY STUDY IN RATS

FEMALES

MEAN BODY WEIGHT GAIN (GRAMS)

DOSE GROUP		I	II	III	IV
DOSE LEVEL (MG/M3)		0	2000	10000	20000
DAY -7 TO 0	MEAN	41	38	37	37
	S.D.	5.7	6.9	7.1	8.1
	N	26	26	26	26
DAY 0 TO 7	MEAN	21	19	20	19
	S.D.	5.9	3.8	5.3	5.2
	N	26	26	26	26
DAY 7 TO 14	MEAN	24	25	12**	21
	S.D.	4.7	6.5	8.0	6.0
	N	26	26	26	26
DAY 14 TO 21	MEAN	20	18	25*	16
	S.D.	6.0	6.0	8.9	6.3
	N	26	26	26	26
DAY 21 TO 28	MEAN	13	12	15	14
	S.D.	6.5	6.2	6.3	6.9
	N	26	26	26	26
DAY 28 TO 35	MEAN	16	11**	12*	11**
	S.D.	7.3	6.4	4.5	5.6
	N	26	26	26	26
DAY 35 TO 42	MEAN	7	10	7	7
	S.D.	7.7	3.6	6.4	8.0
	N	26	26	26	26

Statistical key: * = p<0.05 ** = p<0.01

TABLE 6 - P0 GENERATION

GASOLINE ETBE VAPOR CONDENSATE: A ONE-GENERATION WHOLE-BODY
INHALATION REPRODUCTION TOXICITY STUDY IN RATS

FEMALES

MEAN BODY WEIGHT GAIN (GRAMS)

DOSE GROUP		I	II	III	IV
DOSE LEVEL (MG/M3)		0	2000	10000	20000
DAY 42 TO 49	MEAN	10	10	9	9
	S.D.	6.3	4.8	7.4	6.4
	N	26	26	26	25
DAY 49 TO 56	MEAN	4	1	4	4
	S.D.	7.6	7.0	6.4	6.3
	N	26	26	26	25
DAY 56 TO 63	MEAN	9	6	7	7
	S.D.	6.9	5.6	5.8	4.4
	N	26	26	26	25
DAY 63 TO 69	MEAN	2	7*	3	3
	S.D.	7.2	7.8	6.8	4.2
	N	26	26	26	25
DAY 0 TO 69	MEAN	126	119	112*	111**
	S.D.	20.3	16.6	16.7	14.2
	N	26	26	26	25

Statistical key: * = p<0.05 ** = p<0.01

TABLE 7 - P0 GENERATION

GASOLINE ETBE VAPOR CONDENSATE: A ONE-GENERATION WHOLE-BODY
INHALATION REPRODUCTION TOXICITY STUDY IN RATS

SUMMARY OF GESTATION BODY WEIGHTS (GRAMS)

DOSE GROUP		I	II	III	IV
DOSE LEVEL (MG/M3)		0	2000	10000	20000
DAY 0	MEAN	296	284	280*	276**
	S.D.	25.1	23.6	20.3	20.6
	N	24	24	26	23
DAY 4	MEAN	319	307	304	298*
	S.D.	26.3	25.1	23.5	21.8
	N	24	24	26	23
DAY 7	MEAN	329	316	313	308**
	S.D.	28.3	25.1	24.1	21.9
	N	24	24	26	23
DAY 14	MEAN	356	345	342	329**
	S.D.	29.4	25.8	27.4	26.0
	N	24	24	26	23
DAY 20	MEAN	423	415	405	400
	S.D.	37.4	29.9	34.2	29.7
	N	24	24	26	23

Statistical key: * = $p<0.05$ ** = $p<0.01$

TABLE 8 - P0 GENERATION

GASOLINE ETBE VAPOR CONDENSATE: A ONE-GENERATION WHOLE-BODY
INHALATION REPRODUCTION TOXICITY STUDY IN RATS

SUMMARY OF GESTATION BODY WEIGHT GAIN (GRAMS)

DOSE GROUP		I	II	III	IV
DOSE LEVEL (MG/M3)		0	2000	10000	20000
DAYS 0 TO 4	MEAN	23	23	25	22
	S.D.	6.9	5.9	6.4	5.4
	N	24	24	26	23
DAYS 4 TO 7	MEAN	11	9	9	10
	S.D.	4.1	3.4	3.9	3.0
	N	24	24	26	23
DAYS 7 TO 14	MEAN	27	29	29	22
	S.D.	6.1	5.4	6.2	13.2
	N	24	24	26	23
DAYS 14 TO 20	MEAN	66	70	63	71
	S.D.	15.2	11.3	15.5	17.4
	N	24	24	26	23
DAYS 0 TO 20	MEAN	127	131	125	125
	S.D.	21.8	12.6	19.8	16.8
	N	24	24	26	23

No statistically significant differences

TABLE 9 - P0 GENERATION

GASOLINE ETBE VAPOR CONDENSATE: A ONE-GENERATION WHOLE-BODY
INHALATION REPRODUCTION TOXICITY STUDY IN RATS

SUMMARY OF MATERNAL LACTATION BODY WEIGHTS (GRAMS)

DOSE GROUP		I	II	III	IV
DOSE LEVEL (MG/M3)		0	2000	10000	20000
DAY 1	MEAN	322	309	310	300*
	S.D.	25.1	29.8	26.0	24.7
	N	25	24	26	23
DAY 4	MEAN	336	328	320	317
	S.D.	28.5	27.5	29.3	24.7
	N	25	24	26	23
DAY 7	MEAN	349	336	334	327*
	S.D.	27.7	27.1	25.2	22.6
	N	25	24	26	23
DAY 14	MEAN	374	356	354*	350*
	S.D.	31.8	26.6	28.4	28.7
	N	25	24	26	23
DAY 21	MEAN	370	356	352*	349*
	S.D.	29.7	25.8	26.2	23.9
	N	25	24	26	23
DAY 28	MEAN	332	318	317	311*
	S.D.	26.1	27.1	24.1	26.2
	N	25	24	26	23

Statistical key: * = $p<0.05$

TABLE 10 - P0 GENERATION

GASOLINE ETBE VAPOR CONDENSATE: A ONE-GENERATION WHOLE-BODY
INHALATION REPRODUCTION TOXICITY STUDY IN RATS

SUMMARY OF MATERNAL LACTATION BODY WEIGHT GAIN (GRAMS)

DOSE GROUP		I	II	III	IV
DOSE LEVEL (MG/M3)		0	2000	10000	20000
DAYS 1 TO 4	MEAN	14	19	10	17
	S.D.	11.9	12.8	17.5	9.8
	N	25	24	26	23
DAYS 4 TO 7	MEAN	12	8	14	10
	S.D.	9.7	7.6	14.4	8.9
	N	25	24	26	23
DAYS 7 TO 14	MEAN	25	20	20	23
	S.D.	11.8	9.5	14.3	8.9
	N	25	24	26	23
DAYS 14 TO 21	MEAN	-4	0	-2	-2
	S.D.	14.2	14.5	14.9	14.6
	N	25	24	26	23
DAYS 21 TO 28	MEAN	-37	-38	-35	-38
	S.D.	18.4	14.3	10.2	16.2
	N	25	24	26	23
DAYS 1 TO 28	MEAN	10	9	6	11
	S.D.	13.0	14.7	16.8	12.6
	N	25	24	26	23

No statistically significant differences

TABLE 11 - P0 GENERATION

GASOLINE ETBE VAPOR CONDENSATE: A ONE-GENERATION WHOLE-BODY
INHALATION REPRODUCTION TOXICITY STUDY IN RATS

MALES — MEAN FEED CONSUMPTION (GRAMS/KG/DAY)

DOSE GROUP		I	II	III	IV
DOSE LEVEL (MG/M3)		0	2000	10000	20000
DAY 0	MEAN	125	130	130	133**
	S.D.	6.3	7.7	8.2	6.1
	N	26	26	26	26
DAY 7	MEAN	102	102	102	100
	S.D.	4.8	6.3	5.4	4.3
	N	26	26	26	26
DAY 14	MEAN	88	87	86	86
	S.D.	4.4	5.4	4.7	3.8
	N	26	26	26	26
DAY 21	MEAN	79	76	80	76
	S.D.	4.1	4.9	3.3	4.4
	N	26	26	26	26
DAY 28	MEAN	72	68**	69	67**
	S.D.	3.7	4.2	5.6	4.0
	N	26	26	26	26
DAY 35	MEAN	69	65**	66**	66**
	S.D.	3.2	3.6	2.4	3.7
	N	26	26	24	26
DAY 42	MEAN	63	61	61	61
	S.D.	2.9	3.8	2.5	2.9
	N	26	26	26	26
DAY 49	MEAN	61	58**	59*	60
	S.D.	3.2	3.0	3.2	3.9
	N	26	25	26	26
DAY 56	MEAN	59	56	56*	56*
	S.D.	3.3	3.6	2.7	3.5
	N	26	25	26	26
DAY 63	MEAN	57	55	56	56
	S.D.	3.0	3.3	2.4	4.3
	N	26	25	25	26

Statistical key: * = $p<0.05$ ** = $p<0.01$

TABLE 11 - P0 GENERATION

GASOLINE ETBE VAPOR CONDENSATE: A ONE-GENERATION WHOLE-BODY
INHALATION REPRODUCTION TOXICITY STUDY IN RATS

MALES — MEAN FEED CONSUMPTION (GRAMS/KG/DAY)

DOSE GROUP		I	II	III	IV
DOSE LEVEL (MG/M3)		0	2000	10000	20000
DAY 69	MEAN	55	53	54	53
	S.D.	2.8	2.7	3.2	11.3
	N	26	25	25	26
DAY 91	MEAN	51	51	50	52
	S.D.	3.1	3.0	3.6	5.4
	N	26	25	25	26
DAY 98	MEAN	50	51	51	52
	S.D.	2.7	3.5	3.3	4.9
	N	26	25	25	26
DAY 105	MEAN	48	48	50	50
	S.D.	2.7	2.8	3.0	2.9
	N	26	25	25	26

No statistically significant differences

TABLE 11 - P0 GENERATION

GASOLINE ETBE VAPOR CONDENSATE: A ONE-GENERATION WHOLE-BODY
INHALATION REPRODUCTION TOXICITY STUDY IN RATS

FEMALES — MEAN FEED CONSUMPTION (GRAMS/KG/DAY)

DOSE GROUP		I	II	III	IV
DOSE LEVEL (MG/M3)		0	2000	10000	20000
DAY 0	MEAN	117	113	113	116
	S.D.	8.4	8.1	8.1	10.0
	N	26	26	25	25
DAY 7	MEAN	97	93	91**	92*
	S.D.	6.4	5.1	6.3	5.3
	N	26	26	26	26
DAY 14	MEAN	88	87	85	86
	S.D.	4.5	3.3	5.0	5.6
	N	26	26	26	26
DAY 21	MEAN	82	80	85	81
	S.D.	4.6	4.0	6.3	4.6
	N	26	26	26	26
DAY 28	MEAN	77	76	76	77
	S.D.	3.1	5.2	3.9	4.1
	N	26	26	25	26
DAY 35	MEAN	76	75	74	73*
	S.D.	4.6	4.8	4.3	3.8
	N	26	26	26	26
DAY 42	MEAN	70	71	68	69
	S.D.	4.3	5.1	3.8	4.6
	N	26	26	26	25
DAY 49	MEAN	67	68	67	69
	S.D.	4.1	4.9	5.3	7.4
	N	26	26	26	25
DAY 56	MEAN	63	63	62	64
	S.D.	4.1	4.7	3.4	4.0
	N	26	26	26	25
DAY 63	MEAN	65	65	63	64
	S.D.	5.3	4.1	4.0	4.2
	N	26	26	26	25

Statistical key: * = p<0.05 ** = p<0.01

TABLE 11 - P0 GENERATION

GASOLINE ETBE VAPOR CONDENSATE: A ONE-GENERATION WHOLE-BODY
INHALATION REPRODUCTION TOXICITY STUDY IN RATS

FEMALES MEAN FEED CONSUMPTION (GRAMS/KG/DAY)

DOSE GROUP		I	II	III	IV
DOSE LEVEL (MG/M3)		0	2000	10000	20000
DAY 69	MEAN	61	64*	61	61
	S.D.	5.0	4.8	3.8	3.3
	N	26	26	26	25

Statistical key: * = p<0.05

TABLE 12 - P0 GENERATION

GASOLINE ETBE VAPOR CONDENSATE: A ONE-GENERATION WHOLE-BODY
INHALATION REPRODUCTION TOXICITY STUDY IN RATS

SUMMARY OF GESTATION FEED CONSUMPTION (GRAMS/KG/DAY)

DOSE GROUP		I	II	III	IV
DOSE LEVEL (MG/M3)		0	2000	10000	20000
DAYS 0 TO 4	MEAN	68	70	68	68
	S.D.	6.2	4.8	5.1	6.0
	N	24	24	25	23
DAYS 4 TO 7	MEAN	71	71	71	70
	S.D.	6.0	5.0	5.5	5.2
	N	24	24	26	23
DAYS 7 TO 14	MEAN	70	70	70	69
	S.D.	5.2	3.2	4.3	4.0
	N	24	24	26	23
DAYS 14 TO 20	MEAN	64	63	64	65
	S.D.	4.0	2.8	6.0	4.6
	N	24	24	26	23
DAYS 0 TO 20	MEAN	68	69	68	68
	S.D.	4.6	3.1	3.9	4.0
	N	24	24	26	23

No statistically significant differences

TABLE 13 - P0 GENERATION

GASOLINE ETBE VAPOR CONDENSATE: A ONE-GENERATION WHOLE-BODY
INHALATION REPRODUCTION TOXICITY STUDY IN RATS

SUMMARY OF LACTATION FEED CONSUMPTION (GRAMS/KG/DAY)

DOSE GROUP		I	II	III	IV
DOSE LEVEL (MG/M3)		0	2000	10000	20000
DAYS 1 TO 4	MEAN	96	99	97	100
	S.D.	11.9	12.7	14.7	10.8
	N	25	23	26	23
DAYS 4 TO 7	MEAN	125	122	116	116
	S.D.	29.3	13.2	11.6	15.2
	N	25	24	26	23
DAYS 7 TO 14	MEAN	147	149	143	146
	S.D.	18.8	14.7	13.4	9.6
	N	24	24	24	23
DAYS 14 TO 21	MEAN	173	192**	183	186*
	S.D.	20.8	16.6	19.7	15.1
	N	25	23	26	23
DAYS 21 TO 28	MEAN	311	328	315	320
	S.D.	38.9	34.4	42.5	22.2
	N	12	22	25	23
DAYS 1 TO 28	MEAN	152	175**	170**	174**
	S.D.	24.8	17.9	19.5	9.4
	N	25	24	26	23

Statistical key: * = p<0.05 ** = p<0.01

	Summary of Estrous Stages Preface	Table 14

Notes:

Estrous cycles were evaluated for at least 21 days (during the pre-mating period) and up to the day when successful mating occurred. Any periods of pseudopregnancy were excluded from these calculations.

	Summary of Estrous Stages P_0 Generation	Table 14

	Group	1	2	3	4
	Exposure Level (mg/m^3)	0	2000	10000	20000
Females Examined	N	26	26	26	25
Pre-Mating					
Cycle Length (days)	Mean	4.2	4.2	4.2	4.2
	S.D.	0.6	0.4	0.3	0.5
	N	24	26	26	25
Number With Irregular Cycles	N	3	3	3	3
Mating					
Number Passing ≥ 1 Estrus Without Mating	N	1	1	2	0
Number of Animals Pregnant	N	25	24	26	23

TABLE 15 - P0 GENERATION

GASOLINE ETBE VAPOR CONDENSATE: A ONE-GENERATION WHOLE-BODY
INHALATION REPRODUCTION TOXICITY STUDY IN RATS

SUMMARY OF COHABITATION DATA

DOSE GROUP		I	II	III	IV
DOSE LEVEL (MG/M3)		0	2000	10000	20000
Males placed with females	N	26	25	25	25
Total number mated	N	26	24	25	25
male mating index	%	100.0	96.0	100.0	100.0
with females pregnant	N	25	23	25	23
male fertility index	%	96.2	92.0	100.0	92.0
Females with defined day 0 of Gestation	N	25	25	26	25
No. of days until Mating	MEAN	3.3	3.0	2.8	2.8
	S.D.	2.39	1.06	1.90	1.61
Day 1 to 4	N	22	23	24	23
	%	88.0	92.0	92.3	92.0
Day 5 to 8	N	2	2	2	2
	%	8.0	8.0	7.7	8.0
Day 9 to 14	N	1	0	0	0
	%	4.0	0.0	0.0	0.0

No statistically significant differences

TABLE 16 - P0 GENERATION

GASOLINE ETBE VAPOR CONDENSATE: A ONE-GENERATION WHOLE-BODY
INHALATION REPRODUCTION TOXICITY STUDY IN RATS

SUMMARY OF DELIVERY AND LITTER DATA

DOSE GROUP		I	II	III	IV
DOSE LEVEL (MG/M3)		0	2000	10000	20000
Females on Study	N	26	26	26	25
Females Mated	N	26	25	26	25
Mating Index	%	100.0	96.2	100.0	100.0
Females Pregnant	N	25	24	26	23
Female Fertility Index	%	96.2	96.0	100.0	92.0
Females with Liveborn	N	25	24	26	23
Gestation Index	%	100.0	100.0	100.0	100.0
Females Completing Delivery	N	25	24	26	23
	%	100.0	100.0	100.0	100.0
with Stillborn Pups	N	7	5	1	5
	%	28.0	20.8	3.8	21.7
with all Stillborn	N	0	0	0	0
	%	0.0	0.0	0.0	0.0
Litters with Liveborn, but no Pups Alive					
day 4	N	0	0	0	0
	%	0.0	0.0	0.0	0.0
day 21	N	0	0	0	0
	%	0.0	0.0	0.0	0.0
Duration of Gestation	MEAN	22.0	21.8	21.8	21.9
	S.D.	0.36	0.48	0.37	0.34
	N	24	24	26	23

No statistically significant differences

TABLE 16 - P0 GENERATION

GASOLINE ETBE VAPOR CONDENSATE: A ONE-GENERATION WHOLE-BODY
INHALATION REPRODUCTION TOXICITY STUDY IN RATS

SUMMARY OF DELIVERY AND LITTER DATA

DOSE GROUP		I	II	III	IV
DOSE LEVEL (MG/M3)		0	2000	10000	20000
Litters with Liveborn Pups	N	25	24	26	23
Pups Delivered (total)	N	320	338	340	316
	MEAN	12.8	14.1	13.1	13.7
	S.D.	3.06	1.28	3.06	2.49
Liveborn	N	308	330	338*	305
Live Birth Index	%	96.3	97.6	99.4	96.5
Stillborn	N	12	8	2*	11
	%	3.8	2.4	0.6	3.5
Culled day 4		65	82	85	73
Liveborn, not culled prior to day 21	N	243	248	253	232
Pups Dying, Missing, and/or Cannibalized					
day 0	N	2	0	0	1
	%	0.6	0.0	0.0	0.3
days 1-4	N	4	8	4	7
	%	1.3	2.4	1.2	2.3
days 5-21	N	3	0	1	0
	%	1.0	0.0	0.3	0.0
days 0-4	N	6	8	4	8
	%	1.9	2.4	1.2	2.6
days 0-21	N	9	8	5	8
	%	2.9	2.4	1.5	2.6
Pups Surviving 4 days	N	302	322	334	297
Viability Index	%	98.1	97.6	98.8	97.4
Pups Surviving 21 days	N	234	240	248	224
Lactation Index	%	98.7	100.0	99.6	100.0

Statistical key: * = p<0.05

TABLE 16 - P0 GENERATION

GASOLINE ETBE VAPOR CONDENSATE: A ONE-GENERATION WHOLE-BODY
INHALATION REPRODUCTION TOXICITY STUDY IN RATS

SUMMARY OF DELIVERY AND LITTER DATA

DOSE GROUP		I	II	III	IV
DOSE LEVEL (MG/M3)		0	2000	10000	20000
Implantation Sites	N	356	361	368	340
per Litter	MEAN	14.2	15.0	14.2	14.8
	S.D.	3.28	1.37	3.39	2.28
Sex Ratio - Male Pups:Total Pups					
day 0	N	160	178	168	150
	%	51.9	53.9	49.7	49.2
day 21	N	121	128	119	112
	%	51.7	53.3	48.0	50.0
Live Pups/Litter					
day 1	MEAN	12.2	13.5	12.9	13.0
	S.D.	3.10	1.61	3.05	2.44
	N	25	24	26	23
day 4 preculling	MEAN	12.1	13.4	12.8	12.9
	S.D.	3.04	1.59	3.03	2.63
	N	25	24	26	23
day 4 postculling	MEAN	9.5	10.0	9.6	9.7
	S.D.	1.66	0.00	1.55	0.62
	N	25	24	26	23
day 7	MEAN	9.5	10.0	9.6	9.7
	S.D.	1.66	0.00	1.55	0.62
	N	25	24	26	23
day 14	MEAN	9.4	10.0	9.6	9.7
	S.D.	1.66	0.00	1.55	0.62
	N	25	24	26	23
day 21	MEAN	9.4	10.0	9.5	9.7
	S.D.	1.68	0.00	1.56	0.62
	N	25	24	26	23
day 28	MEAN	9.3	10.0	9.5	9.7
	S.D.	1.68	0.00	1.56	0.62
	N	25	24	26	23

No statistically significant differences

TABLE 16 - P0 GENERATION

GASOLINE ETBE VAPOR CONDENSATE: A ONE-GENERATION WHOLE-BODY
INHALATION REPRODUCTION TOXICITY STUDY IN RATS

SUMMARY OF DELIVERY AND LITTER DATA

DOSE GROUP		I	II	III	IV
DOSE LEVEL (MG/M3)		0	2000	10000	20000
Pup Weight/Litter (grams)					
day 1	MEAN	7.3	7.2	7.2	7.0
	S.D.	0.59	0.61	0.52	0.62
	N	25	24	26	23
day 4	MEAN	10.4	10.2	10.4	9.9
	S.D.	1.29	1.00	1.10	1.21
	N	25	24	26	23
day 7	MEAN	14.1	14.2	14.4	13.5
	S.D.	1.77	1.49	1.45	1.38
	N	25	24	26	23
day 14	MEAN	24.1	24.8	25.0	23.5
	S.D.	2.87	2.61	2.26	2.09
	N	25	24	26	23
day 21	MEAN	39.0	40.7	42.0	38.9
	S.D.	5.81	5.03	4.20	3.86
	N	25	24	26	23
day 28	MEAN	72.1	75.8	77.5	71.9
	S.D.	10.86	7.66	6.86	5.50
	N	13	24	26	23

No statistically significant differences

TABLE 17 - F1 GENERATION

GASOLINE ETBE VAPOR CONDENSATE: A ONE-GENERATION WHOLE-BODY
INHALATION REPRODUCTION TOXICITY STUDY IN RATS

SUMMARY OF PUP CLINICAL OBSERVATIONS DURING LACTATION - (frequency/animals)

DOSE GROUP DOSE LEVEL (MG/M3)	I 0	II 2000	III 10000	IV 20000
DAY 1 to 28				
Normal				
WITHIN NORMAL LIMITS	1437/25	1612/24	1664/26	1491/23
Dermal-General				
SCABS	1/ 1	0/ 0	0/ 0	1/ 1
LACERATION MID-ABDOMEN	0/ 0	0/ 0	1/ 1	0/ 0
Miscellaneous				
MISSING LIMB	0/ 0	0/ 0	0/ 0	4/ 1
TIP OF TAIL MISSING	1/ 1	0/ 0	0/ 0	2/ 1

TABLE 18 - F1 GENERATION

GASOLINE ETBE VAPOR CONDENSATE: A ONE-GENERATION WHOLE-BODY
INHALATION REPRODUCTION TOXICITY STUDY IN RATS

SUMMARY OF MEAN PUP BODY WEIGHTS (GRAMS)

DOSE GROUP		I	II	III	IV
DOSE LEVEL (MG/M3)		0	2000	10000	20000
day 1 males	MEAN	7.6	7.4	7.4	7.3
	S.D.	0.69	0.64	0.54	0.60
	N	25	24	25	23
1 females	MEAN	7.0	7.0	7.0	6.8
	S.D.	0.41	0.57	0.51	0.67
	N	25	24	26	23
1 males+females	MEAN	7.3	7.2	7.2	7.0
	S.D.	0.59	0.61	0.52	0.62
	N	25	24	26	23
day 4 males preculling	MEAN	10.6	10.4	10.5	10.2
	S.D.	1.40	1.01	1.02	1.17
	N	25	24	25	23
4 females preculling	MEAN	10.0	9.9	10.1	9.6
	S.D.	0.98	0.99	1.13	1.25
	N	25	24	26	23
4 males+females preculling	MEAN	10.4	10.2	10.4	9.9
	S.D.	1.29	1.00	1.10	1.21
	N	25	24	26	23
day 4 males postculling	MEAN	10.6	10.4	10.5	10.2
	S.D.	1.41	1.03	1.01	1.18
	N	25	24	25	23
4 females postculling	MEAN	10.0	9.9	10.1	9.7
	S.D.	0.99	1.00	1.12	1.28
	N	25	24	26	23
4 males+females postculling	MEAN	10.4	10.2	10.4	9.9
	S.D.	1.29	1.00	1.08	1.21
	N	25	24	26	23

No statistically significant differences

TABLE 18 - F1 GENERATION

GASOLINE ETBE VAPOR CONDENSATE: A ONE-GENERATION WHOLE-BODY
INHALATION REPRODUCTION TOXICITY STUDY IN RATS

SUMMARY OF MEAN PUP BODY WEIGHTS (GRAMS)

DOSE GROUP DOSE LEVEL (MG/M3)			I 0	II 2000	III 10000	IV 20000
day 7	males	MEAN	14.4	14.5	14.7	13.8
		S.D.	1.88	1.53	1.36	1.34
		N	25	24	25	23
7	females	MEAN	13.7	13.9	14.0	13.2
		S.D.	1.52	1.49	1.49	1.49
		N	25	24	26	23
7	males+females	MEAN	14.1	14.2	14.4	13.5
		S.D.	1.77	1.49	1.45	1.38
		N	25	24	26	23
day 14	males	MEAN	24.5	25.2	25.4	24.0
		S.D.	2.97	2.71	2.11	2.08
		N	25	24	25	23
14	females	MEAN	23.6	24.2	24.5	23.1
		S.D.	2.67	2.56	2.36	2.24
		N	25	24	26	23
14	males+females	MEAN	24.1	24.8	25.0	23.5
		S.D.	2.87	2.61	2.26	2.09
		N	25	24	26	23
day 21	males	MEAN	39.6	41.3	42.7	39.6
		S.D.	6.18	5.11	4.25	4.17
		N	25	24	25	23
21	females	MEAN	38.1	39.9	41.1	38.4
		S.D.	5.12	5.08	4.16	3.91
		N	25	24	26	23
21	males+females	MEAN	39.0	40.7	42.0	38.9
		S.D.	5.81	5.03	4.20	3.86
		N	25	24	26	23

No statistically significant differences

TABLE 18 - F1 GENERATION

GASOLINE ETBE VAPOR CONDENSATE: A ONE-GENERATION WHOLE-BODY
INHALATION REPRODUCTION TOXICITY STUDY IN RATS

SUMMARY OF MEAN PUP BODY WEIGHTS (GRAMS)

DOSE GROUP		I	II	III	IV
DOSE LEVEL (MG/M3)		0	2000	10000	20000
day 28 males	MEAN	74.9	78.6	80.5	74.6
	S.D.	11.18	8.01	7.46	6.53
	N	13	24	25	23
28 females	MEAN	69.1	72.7	74.4	69.4
	S.D.	10.07	7.41	6.42	5.42
	N	13	24	26	23
28 males+females	MEAN	72.1	75.8	77.5	71.9
	S.D.	10.86	7.66	6.86	5.50
	N	13	24	26	23

No statistically significant differences

TABLE 18 - F1 GENERATION

GASOLINE ETBE VAPOR CONDENSATE: A ONE-GENERATION WHOLE-BODY
INHALATION REPRODUCTION TOXICITY STUDY IN RATS

SUMMARY OF PUP BODY WEIGHT GAIN -- GRAMS

DOSE GROUP		I	II	III	IV
DOSE LEVEL (MG/M3)		0	2000	10000	20000
day 1- 4 males	MEAN	3.0	3.0	3.1	2.9
	S.D.	0.85	0.61	0.72	0.79
	N	25	24	25	23
females	MEAN	3.0	2.9	3.1	2.8
	S.D.	0.70	0.62	0.79	0.89
	N	25	24	26	23
males+females	MEAN	3.0	3.0	3.1	2.9
	S.D.	0.80	0.61	0.76	0.81
	N	25	24	26	23
day 4- 7 males	MEAN	3.8	4.1	4.1	3.7
	S.D.	0.76	0.74	0.74	0.48
	N	25	24	25	23
females	MEAN	3.7	4.0	3.9	3.5
	S.D.	0.76	0.78	0.71	0.50
	N	25	24	26	23
males+females	MEAN	3.7	4.1	4.0	3.6
	S.D.	0.75	0.74	0.72	0.48
	N	25	24	26	23
day 4-21 males	MEAN	29.0	31.0	32.1*	29.4
	S.D.	5.31	4.51	3.81	3.57
	N	25	24	25	23
females	MEAN	28.0	30.0	30.9	28.8
	S.D.	4.59	4.54	3.50	3.14
	N	25	24	26	23
males+females	MEAN	28.6	30.5	31.6*	29.0
	S.D.	5.01	4.46	3.62	3.20
	N	25	24	26	23

Statistical key: * = $p<0.05$

TABLE 18 - F1 GENERATION

GASOLINE ETBE VAPOR CONDENSATE: A ONE-GENERATION WHOLE-BODY
INHALATION REPRODUCTION TOXICITY STUDY IN RATS

SUMMARY OF PUP BODY WEIGHT GAIN -- GRAMS

DOSE GROUP		I	II	III	IV
DOSE LEVEL (MG/M3)		0	2000	10000	20000
day 4-28 males	MEAN	64.3	68.2	70.0	64.5
	S.D.	10.29	7.34	6.92	5.85
	N	13	24	25	23
females	MEAN	59.2	62.8	64.2	59.7
	S.D.	9.22	6.81	5.74	4.52
	N	13	24	26	23
males+females	MEAN	61.8	65.7	67.1	62.0
	S.D.	9.95	7.02	6.23	4.74
	N	13	24	26	23
day 7-14 males	MEAN	10.0	10.7	10.7	10.2
	S.D.	1.81	1.67	1.24	1.23
	N	25	24	25	23
females	MEAN	9.9	10.3	10.5	9.9
	S.D.	1.72	1.57	1.30	1.21
	N	25	24	26	23
males+females	MEAN	10.0	10.5	10.6	10.0
	S.D.	1.76	1.60	1.26	1.19
	N	25	24	26	23
day 7-28 males	MEAN	60.4	64.1	65.9	60.8
	S.D.	9.61	6.70	6.46	5.71
	N	13	24	25	23
females	MEAN	55.4	58.8	60.3*	56.2
	S.D.	8.54	6.17	5.30	4.41
	N	13	24	26	23
males+females	MEAN	58.0	61.6	63.1*	58.4
	S.D.	9.26	6.38	5.77	4.62
	N	13	24	26	23

Statistical key: * = $p<0.05$

TABLE 18 - F1 GENERATION

GASOLINE ETBE VAPOR CONDENSATE: A ONE-GENERATION WHOLE-BODY
INHALATION REPRODUCTION TOXICITY STUDY IN RATS

SUMMARY OF PUP BODY WEIGHT GAIN -- GRAMS

DOSE GROUP		I	II	III	IV
DOSE LEVEL (MG/M3)		0	2000	10000	20000
day 14-21 males	MEAN	15.1	16.1	17.3	15.5
	S.D.	3.71	2.76	2.76	2.69
	N	25	24	25	23
females	MEAN	14.5	15.7	16.5	15.3
	S.D.	2.97	2.88	2.36	2.14
	N	25	24	26	23
males+females	MEAN	14.9	15.9	17.0	15.4
	S.D.	3.40	2.75	2.51	2.29
	N	25	24	26	23
day 14-28 males	MEAN	50.6	53.4	55.1	50.6
	S.D.	8.00	5.62	5.86	5.03
	N	13	24	25	23
females	MEAN	45.8	48.4	49.8*	46.3
	S.D.	6.93	5.22	4.60	3.93
	N	13	24	26	23
males+females	MEAN	48.2	51.1	52.5	48.3
	S.D.	7.65	5.40	5.13	4.05
	N	13	24	26	23
day 21-28 males	MEAN	35.5	37.2	37.8	35.1
	S.D.	4.80	3.35	3.59	3.76
	N	13	24	25	23
females	MEAN	31.3	32.7	33.3	31.0
	S.D.	4.04	2.82	2.81	3.24
	N	13	24	26	23
males+females	MEAN	33.4	35.2	35.5	33.0
	S.D.	4.65	3.06	3.15	3.20
	N	13	24	26	23

Statistical key: * = $p<0.05$

	Incidence Summary Report for Gross Necropsy Observations (P0 Generation) Preface	Table 19

Notes:

1. No necropsy was performed and no tissues were collected for the following animals sacrificed on Gestation Day 25: Animal Nos. 1555F, 2553F, 4552F, and 4562F.

2. No necropsy was performed and no tissues were collected for the following non-pregnant animal: Animal No. 2559F

M = Male, F = Female

Corresponding exposure levels for each group were as follows:

Group 1 - 0 mg/m^3
Group 2 - 2000 mg/m^3
Group 3 - 10000 mg/m^3
Group 4 - 20000 mg/m^3

Incidence Summary Report for Gross Necropsy Observations
Study number: 004204

Table 19 - Terminal Sacrifice

	-- Males --				-- Females --			
Group:	1	2	3	4	1	2	3	4
Number in group:	26	25	25	26	25	24	26	23
Within normal limits	17	19	17	16	22	21	18	18
Adrenal Glands								
Small	1	0	0	0	0	0	0	0
Brain								
Small	2	0	0	0	0	0	0	0
Kidneys								
Dilated Pelvis	0	2	1	1	0	1	0	0
Discolored	0	0	0	1	0	0	0	0
Liver								
Discolored	1	0	0	0	0	0	1	0
Irregular Surface	0	0	0	0	0	0	0	1
Nodule	0	0	1	0	0	0	0	0
Adhesion	2	0	2	0	0	0	1	0
Lungs								
Discolored	2	2	4	6	3	2	5	2
Prostate								
Discolored	0	0	1	0	0	0	0	0
Right Epididymis								
Small	0	1	0	0	0	0	0	0
Right Testis								
Soft	0	1	0	0	0	0	0	0
Seminal vesicles								
Small	1	0	0	0	0	0	0	0
Vagina								
Nodule	0	0	0	0	0	0	1	0
Thymus								
Discolored	3	0	1	1	0	0	0	1
Epididymis Left								
Abscess	1	0	0	0	0	0	0	0
Skin-protocol								
Mass	0	0	0	1	0	0	0	0

Incidence Summary Report for Gross Necropsy Observations
Study number: 004204

Table 19 - Terminal Sacrifice

	-- Males --				-- Females --			
Group:	1	2	3	4	1	2	3	4
Number in group:	26	25	25	26	25	24	26	23
Mammary-protocol								
Mass	0	0	0	0	0	0	1	1
Cavity								
Nodule(s)	0	0	0	0	0	0	1	0

Incidence Summary Report for Gross Necropsy Observations
Study number: 004204

Table 19 - Unscheduled Deaths

	-- Males --				-- Females --			
Group:	1	2	3	4	1	2	3	4
Number in group:	0	1	1	0	0	0	0	1
Within normal limits	0	0	1	0	0	0	0	0
Lungs								
Discolored	0	1	0	0	0	0	0	0
Bone								
Fracture	0	1	0	0	0	0	0	1
Thymus								
Discolored	0	0	0	0	0	0	0	1

TABLE 20 - F1 GENERATION

GASOLINE ETBE VAPOR CONDENSATE: A ONE-GENERATION WHOLE-BODY
INHALATION REPRODUCTION TOXICITY STUDY IN RATS

SUMMARY OF NECROPSY OBSERVATIONS FOR DEAD PUPS

DOSE GROUP		I	II	III	IV
DOSE LEVEL (MG/M3)		0	2000	10000	20000
Litters Evaluated	N	6	1	2	2
Pups Evaluated	N	7	2	2	5
GROSS EXAM					
Litter Incidence	N	2	1	1	1
Pup Incidence	N	3	2	1	4
CANNIBALIZED					
Pup Incidence	N	0	0	0	4
	%	0.0	0.0	0.0	80.0
Litter Incidence	N	0	0	0	1
	%	0.0	0.0	0.0	50.0
INTERNAL SEX UNDETERMINED					
Pup Incidence	N	0	0	0	3
	%	0.0	0.0	0.0	60.0
Litter Incidence	N	0	0	0	1
	%	0.0	0.0	0.0	50.0
AUTOLYSIS					
Pup Incidence	N	3	1	0	0
	%	42.9	50.0	0.0	0.0
Litter Incidence	N	2	1	0	0
	%	33.3	100.0	0.0	0.0
PARTIALLY CANNIBALIZED					
Pup Incidence	N	0	1	0	0
	%	0.0	50.0	0.0	0.0
Litter Incidence	N	0	1	0	0
	%	0.0	100.0	0.0	0.0
BONE FRACTURE					
Pup Incidence	N	0	0	1	0
	%	0.0	0.0	50.0	0.0
Litter Incidence	N	0	0	1	0
	%	0.0	0.0	50.0	0.0

TABLE 20 - F1 GENERATION

GASOLINE ETBE VAPOR CONDENSATE: A ONE-GENERATION WHOLE-BODY
INHALATION REPRODUCTION TOXICITY STUDY IN RATS

SUMMARY OF NECROPSY OBSERVATIONS FOR DEAD PUPS

DOSE GROUP		I	II	III	IV
DOSE LEVEL (MG/M3)		0	2000	10000	20000
Litters Evaluated	N	6	1	2	2
Pups Evaluated	N	7	2	2	5
LUNGS					
Litter Incidence	N	3	1	1	2
Pup Incidence	N	3	1	1	2
LUNG FLOATATION TEST - FOUND DEAD					
Pup Incidence	N	3	1	0	2
	%	42.9	50.0	0.0	40.0
Litter Incidence	N	3	1	0	2
	%	50.0	100.0	0.0	100.0
DISCOLORED FOCI					
Pup Incidence	N	0	0	1	0
	%	0.0	0.0	50.0	0.0
Litter Incidence	N	0	0	1	0
	%	0.0	0.0	50.0	0.0
LIVER					
Litter Incidence	N	1	0	0	0
Pup Incidence	N	1	0	0	0
CYST(S)					
Pup Incidence	N	1	0	0	0
	%	14.3	0.0	0.0	0.0
Litter Incidence	N	1	0	0	0
	%	16.7	0.0	0.0	0.0

TABLE 20 - F1 GENERATION

GASOLINE ETBE VAPOR CONDENSATE: A ONE-GENERATION WHOLE-BODY
INHALATION REPRODUCTION TOXICITY STUDY IN RATS

SUMMARY OF NECROPSY OBSERVATIONS FOR DEAD PUPS

DOSE GROUP		I	II	III	IV
DOSE LEVEL (MG/M3)		0	2000	10000	20000
Litters Evaluated	N	6	1	2	2
Pups Evaluated	N	7	2	2	5
STOMACH					
Litter Incidence	N	3	1	2	2
Pup Incidence	N	3	1	2	3
MILK IN STOMACH					
Pup Incidence	N	2	1	0	1
	%	28.6	50.0	0.0	20.0
Litter Incidence	N	2	1	0	1
	%	33.3	100.0	0.0	50.0
MILK UNDETERMINED					
Pup Incidence	N	0	0	0	1
	%	0.0	0.0	0.0	20.0
Litter Incidence	N	0	0	0	1
	%	0.0	0.0	0.0	50.0
NO MILK IN STOMACH					
Pup Incidence	N	1	0	2	1
	%	14.3	0.0	100.0	20.0
Litter Incidence	N	1	0	2	1
	%	16.7	0.0	100.0	50.0

TABLE 20 - F1 GENERATION

GASOLINE ETBE VAPOR CONDENSATE: A ONE-GENERATION WHOLE-BODY
INHALATION REPRODUCTION TOXICITY STUDY IN RATS

SUMMARY OF NECROPSY OBSERVATIONS FOR STILLBORN PUPS[a]

DOSE GROUP		I	II	III	IV
DOSE LEVEL (MG/M3)		0	2000	10000	20000
Litters Evaluated	N	7	5	1	5
Pups Evaluated	N	11	8	2	11
GROSS EXAM					
Litter Incidence	N	2	2	0	0
Pup Incidence	N	4	2	0	0
CANNIBALIZED					
Pup Incidence	N	0	2	0	0
	%	0.0	25.0	0.0	0.0
Litter Incidence	N	0	2	0	0
	%	0.0	40.0	0.0	0.0
INTERNAL SEX UNDETERMINED					
Pup Incidence	N	0	2	0	0
	%	0.0	25.0	0.0	0.0
Litter Incidence	N	0	2	0	0
	%	0.0	40.0	0.0	0.0
AUTOLYSIS					
Pup Incidence	N	4	0	0	0
	%	36.4	0.0	0.0	0.0
Litter Incidence	N	2	0	0	0
	%	28.6	0.0	0.0	0.0
LUNGS					
Litter Incidence	N	5	4	1	5
Pup Incidence	N	7	6	2	11
LUNG FLOTATION TEST- STILLBORN					
Pup Incidence	N	7	6	2	11
	%	63.6	75.0	100.0	100.0
Litter Incidence	N	5	4	1	5
	%	71.4	80.0	100.0	100.0

[a]Includes autolytic or cannibalized pups for which a lung floatation test could not be performed.

TABLE 20 - F1 GENERATION

GASOLINE ETBE VAPOR CONDENSATE: A ONE-GENERATION WHOLE-BODY
INHALATION REPRODUCTION TOXICITY STUDY IN RATS

SUMMARY OF NECROPSY OBSERVATIONS FOR STILLBORN PUPS[a]

DOSE GROUP		I	II	III	IV
DOSE LEVEL (MG/M3)		0	2000	10000	20000
Litters Evaluated	N	7	5	1	5
Pups Evaluated	N	11	8	2	11
STOMACH					
Litter Incidence	N	5	5	1	5
Pup Incidence	N	7	8	2	11
MILK UNDETERMINED					
Pup Incidence	N	0	2	0	0
	%	0.0	25.0	0.0	0.0
Litter Incidence	N	0	2	0	0
	%	0.0	40.0	0.0	0.0
NO MILK IN STOMACH					
Pup Incidence	N	7	6	2	11
	%	63.6	75.0	100.0	100.0
Litter Incidence	N	5	4	1	5
	%	71.4	80.0	100.0	100.0
KIDNEY					
Litter Incidence	N	0	0	1	0
Pup Incidence	N	0	0	1	0
V DILATED RENAL PELVIS (PAPILLA REDUCED)					
Pup Incidence	N	0	0	1	0
	%	0.0	0.0	50.0	0.0
Litter Incidence	N	0	0	1	0
	%	0.0	0.0	100.0	0.0

[a]Includes autolytic or cannibalized pups for which a lung floatation test could not be performed.

TABLE 20 - F1 GENERATION

GASOLINE ETBE VAPOR CONDENSATE: A ONE-GENERATION WHOLE-BODY
INHALATION REPRODUCTION TOXICITY STUDY IN RATS

SUMMARY OF NECROPSY OBSERVATIONS FOR CULLED PUPS

DOSE GROUP		I	II	III	IV
DOSE LEVEL (MG/M3)		0	2000	10000	20000
Litters Evaluated	N	20	23	23	19
Pups Evaluated	N	65	82	85	73
TOTAL PUPS CULLED OBSERVATIONS	N	0	0	0	0

TABLE 20 - F1 GENERATION

GASOLINE ETBE VAPOR CONDENSATE: A ONE-GENERATION WHOLE-BODY
INHALATION REPRODUCTION TOXICITY STUDY IN RATS

SUMMARY OF NECROPSY OBSERVATIONS FOR WEANLING PUPS

DOSE GROUP		I	II	III	IV
DOSE LEVEL (MG/M3)		0	2000	10000	20000
Litters Evaluated	N	13	24	26	23
Pups Evaluated	N	78	143	149	135
THYMUS					
Litter Incidence	N	0	0	2	0
Pup Incidence	N	0	0	2	0
DISCOLORED FOCI					
Pup Incidence	N	0	0	2	0
	%	0.0	0.0	1.3	0.0
Litter Incidence	N	0	0	2	0
	%	0.0	0.0	7.7	0.0
LUNGS					
Litter Incidence	N	0	1	0	1
Pup Incidence	N	0	1	0	1
DISCOLORED FOCI					
Pup Incidence	N	0	1	0	1
	%	0.0	0.7	0.0	0.7
Litter Incidence	N	0	1	0	1
	%	0.0	4.2	0.0	4.3
LIVER					
Litter Incidence	N	1	0	0	1
Pup Incidence	N	1	0	0	1
DIAPHRAGMATIC HERNIA					
Pup Incidence	N	1	0	0	1
	%	1.3	0.0	0.0	0.7
Litter Incidence	N	1	0	0	1
	%	7.7	0.0	0.0	4.3

TABLE 20 - F1 GENERATION

GASOLINE ETBE VAPOR CONDENSATE: A ONE-GENERATION WHOLE-BODY
INHALATION REPRODUCTION TOXICITY STUDY IN RATS

SUMMARY OF NECROPSY OBSERVATIONS FOR WEANLING PUPS

DOSE GROUP		I	II	III	IV
DOSE LEVEL (MG/M3)		0	2000	10000	20000
Litters Evaluated	N	13	24	26	23
Pups Evaluated	N	78	143	149	135
KIDNEY					
Litter Incidence	N	3	2	5	5
Pup Incidence	N	4	3	7	6
V DILATED RENAL PELVIS (PAPILLA REDUCED)					
Pup Incidence	N	4	3	7	5
	%	5.1	2.1	4.7	3.7
Litter Incidence	N	3	2	5	4
	%	23.1	8.3	19.2	17.4
M CYSTIC KIDNEY					
Pup Incidence	N	0	0	0	1
	%	0.0	0.0	0.0	0.7
Litter Incidence	N	0	0	0	1
	%	0.0	0.0	0.0	4.3
GONADS					
Litter Incidence	N	0	1	2	0
Pup Incidence	N	0	2	2	0
M UNDESCENDED TESTE(S)					
Pup Incidence	N	0	2	2	0
	%	0.0	1.4	1.3	0.0
Litter Incidence	N	0	1	2	0
	%	0.0	4.2	7.7	0.0

	Summary of Parental Organ Weights Preface	Table 21

Table of Contents

Summary statistics for absolute organ weights..... 106
Summary statistics for organ to body weight ratios 111
Summary statistics for organ to brain weight ratios 116

Key to Abbreviations:

g = Grams

Corresponding exposure levels for each group were as follows:

Group 1 - 0 mg/m^3
Group 2 - 2000 mg/m^3
Group 3 - 10000 mg/m^3
Group 4 - 20000 mg/m^3

Summary statistics for absolute organ weights (g)
Study number: 004204

Table 21

Group	Terminal Body wt. (g)	Adrenal Glands	Brain	Epididymides	Kidneys	Left Testis	Liver	Lungs
			Male Animals					
1								
Mean:	531.2	0.0595	2.1022	1.3477	3.9733	1.6203	17.7858	1.7906
Standard deviation:	49.8	0.0116	0.2347	0.1466	0.5018	0.1345	2.3528	0.1753
Number of observ. :	(26)	(26)	(26)	(26)	(26)	(26)	(26)	(26)
2								
Mean:	534.3	0.0630	2.1478	1.4542*	4.1922	1.6733	17.8781	1.8424
Standard deviation:	33.2	0.0095	0.0936	0.1557	0.2884	0.1675	1.8050	0.1685
Number of observ. :	(25)	(25)	(25)	(25)	(25)	(25)	(25)	(25)
3								
Mean:	515.2	0.0632	2.1364	1.4031	4.3532$	1.6535	18.5950	1.8295
Standard deviation:	50.9	0.0084	0.0904	0.1151	0.4072	0.1415	2.5058	0.1736
Number of observ. :	(25)	(24)	(25)	(25)	(25)	(25)	(25)	(25)
4								
Mean:	501.4	0.0630	2.1045	1.3996	4.5802$	1.7018	19.3528*	1.7880
Standard deviation:	46.8	0.0129	0.0914	0.1718	0.7674	0.1570	2.2042	0.2220
Number of observ. :	(26)	(26)	(26)	(26)	(26)	(26)	(26)	(26)

*(+) = mean value of group was significantly different from control at P = 0.05(0.01) with Dunnett's test of significance
%($) = mean value of group was significantly different from control at P = 0.05(0.01) with Modified T test of significance

Summary statistics for absolute organ weights (g)
Study number: 004204

Group	Terminal Body wt. (g)	Pituitary gland	Prostate	Right Epididymis	Right Testis	Seminal vesicles	Spleen	Testes
				Male Animals				
1								
Mean:	531.2	0.0128	1.1072	0.6774	1.6403	1.8502	0.8339	3.2528
Standard deviation:	49.8	0.0018	0.2421	0.0794	0.1621	0.6057	0.1350	0.2922
Number of observ. :	(26)	(26)	(26)	(26)	(26)	(26)	(26)	(26)
2								
Mean:	534.3	0.0122	1.2473	0.7306	1.6321	2.0522	0.8416	3.3019
Standard deviation:	33.2	0.0016	0.2893	0.0991	0.2679	0.5170	0.1198	0.3887
Number of observ. :	(25)	(25)	(25)	(25)	(25)	(25)	(25)	(25)
3								
Mean:	515.2	0.0118	1.1647	0.7054	1.6662	1.9771	0.8119	3.3180
Standard deviation:	50.9	0.0021	0.2906	0.0601	0.1231	0.4123	0.1796	0.2626
Number of observ. :	(25)	(25)	(25)	(25)	(25)	(25)	(25)	(25)
4								
Mean:	501.4	0.0122	1.2064	0.7054	1.6873	2.0833	0.7742	3.3868
Standard deviation:	46.8	0.0019	0.2814	0.0947	0.1521	0.4689	0.1318	0.2911
Number of observ. :	(26)	(26)	(26)	(26)	(26)	(26)	(26)	(26)

*(+) = mean value of group was significantly different from control at P = 0.05(0.01) with Dunnett's test of significance
%($) = mean value of group was significantly different from control at P = 0.05(0.01) with Modified T test of significance

Summary statistics for absolute organ weights (g)
Study number: 004204

Group	Terminal Body wt. (g)	Left Epididymis
		Male Animals
1		
Mean:	531.2	0.6771
Standard deviation:	49.8	0.0857
Number of observ. :	(26)	(26)
2		
Mean:	534.3	0.7252
Standard deviation:	33.2	0.0763
Number of observ. :	(25)	(25)
3		
Mean:	515.2	0.6978
Standard deviation:	50.9	0.0640
Number of observ. :	(25)	(25)
4		
Mean:	501.4	0.6978
Standard deviation:	46.8	0.0845
Number of observ. :	(26)	(26)

*(+) = mean value of group was significantly different from control at P = 0.05(0.01) with Dunnett's test of significance
%($) = mean value of group was significantly different from control at P = 0.05(0.01) with Modified T test of significance

Summary statistics for absolute organ weights (g)
Study number: 004204

Group	Terminal Body wt. (g)	Adrenal Glands	Brain	Kidneys	Left Ovary	Liver	Lungs	Ovaries
				Female Animals				
1								
Mean:	332.4	0.0777	1.9900	2.7804	0.0549	15.6549	1.5360	0.1130
Standard deviation:	26.1	0.0118	0.0892	0.2316	0.0122	1.5172	0.1407	0.0191
Number of observ. :	(25)	(25)	(25)	(25)	(25)	(25)	(25)	(25)
2								
Mean:	317.9	0.0761	1.9471	2.6764	0.0555	14.7259	1.4986	0.1104
Standard deviation:	27.1	0.0090	0.0959	0.1957	0.0101	1.7708	0.1354	0.0181
Number of observ. :	(24)	(24)	(24)	(24)	(24)	(24)	(24)	(24)
3								
Mean:	316.6	0.0777	1.9571	2.6879	0.0569	14.8289	1.4604	0.1150
Standard deviation:	24.1	0.0110	0.0802	0.2972	0.0092	1.9369	0.1155	0.0153
Number of observ. :	(26)	(26)	(26)	(26)	(26)	(26)	(26)	(26)
4								
Mean:	314.9	0.0799	1.9374	2.8220	0.0583	14.8929	1.4473	0.1200
Standard deviation:	28.6	0.0125	0.0983	0.2442	0.0131	1.5621	0.1432	0.0194
Number of observ. :	(23)	(23)	(23)	(23)	(23)	(23)	(23)	(23)

*(+) = mean value of group was significantly different from control at P = 0.05(0.01) with Dunnett's test of significance
%($) = mean value of group was significantly different from control at P = 0.05(0.01) with Modified T test of significance

Summary statistics for absolute organ weights (g)
Study number: 004204

Group	Terminal Body wt. (g)	Pituitary gland	Right Ovary	Spleen	Uterus
			Female Animals		
1					
Mean:	332.4	0.0145	0.0582	0.6309	0.6857
Standard deviation:	26.1	0.0031	0.0107	0.0778	0.2393
Number of observ. :	(25)	(25)	(25)	(25)	(25)
2					
Mean:	317.9	0.0147	0.0571	0.5886	0.6566
Standard deviation:	27.1	0.0020	0.0089	0.0753	0.2311
Number of observ. :	(24)	(24)	(24)	(24)	(24)
3					
Mean:	316.6	0.0151	0.0589	0.6132	0.6897
Standard deviation:	24.1	0.0023	0.0110	0.0740	0.1745
Number of observ. :	(26)	(26)	(26)	(26)	(26)
4					
Mean:	314.9	0.0147	0.0623	0.5761*	0.6803
Standard deviation:	28.6	0.0019	0.0114	0.0899	0.2115
Number of observ. :	(23)	(23)	(23)	(23)	(23)

*(+) = mean value of group was significantly different from control at P = 0.05(0.01) with Dunnett's test of significance
%($) = mean value of group was significantly different from control at P = 0.05(0.01) with Modified T test of significance

Summary Statistics for % Organ to Body Weight
Study number: 004204

Table 21

Group	Terminal Body wt. (g)	Adrenal Glands	Brain	Epididymides	Kidneys	Left Epididymis	Left Testis	Liver
			Male Animals					
1								
Mean:	531.2	0.0112	0.3987	0.2553	0.7487	0.1285	0.3075	3.3433
Standard deviation:	49.8	0.0020	0.0541	0.0327	0.0747	0.0208	0.0384	0.2692
Number of observ. :	(26)	(26)	(26)	(26)	(26)	(26)	(26)	(26)
2								
Mean:	534.3	0.0118	0.4033	0.2727	0.7856%	0.1361	0.3138	3.3432
Standard deviation:	33.2	0.0017	0.0283	0.0298	0.0498	0.0154	0.0318	0.2268
Number of observ. :	(25)	(25)	(25)	(25)	(25)	(25)	(25)	(25)
3								
Mean:	515.2	0.0124	0.4178	0.2755	0.8487$	0.1370	0.3239	3.6077+
Standard deviation:	50.9	0.0022	0.0370	0.0401	0.0761	0.0208	0.0415	0.2917
Number of observ. :	(25)	(24)	(25)	(25)	(25)	(25)	(25)	(25)
4								
Mean:	501.4	0.0126	0.4227	0.2807*	0.9139$	0.1401	0.3419+	3.8587+
Standard deviation:	46.8	0.0023	0.0381	0.0383	0.1268	0.0198	0.0428	0.2398
Number of observ. :	(26)	(26)	(26)	(26)	(26)	(26)	(26)	(26)

*(+) = mean value of group was significantly different from control at P = 0.05(0.01) with Dunnett's test of significance
%($) = mean value of group was significantly different from control at P = 0.05(0.01) with Modified T test of significance

Summary Statistics for % Organ to Body Weight
Study number: 004204

Group	Terminal Body wt. (g)	Pituitary gland Lungs	Right Epididymis Prostate	Seminal vesicles Right Testis	Spleen
			Male Animals		
1					
Mean:	531.2	0.3378	0.0024	0.2087	0.1281	0.3110	0.3478	0.1569
Standard deviation:	49.8	0.0245	0.0004	0.0432	0.0147	0.0400	0.1071	0.0209
Number of observ. :	(26)	(26)	(26)	(26)	(26)	(26)	(26)	(26)
2								
Mean:	534.3	0.3454	0.0023	0.2345	0.1368	0.3051	0.3867	0.1573
Standard deviation:	33.2	0.0289	0.0003	0.0564	0.0186	0.0461	0.1018	0.0186
Number of observ. :	(25)	(25)	(25)	(25)	(25)	(25)	(25)	(25)
3								
Mean:	515.2	0.3567	0.0023	0.2275	0.1385	0.3266	0.3878	0.1583
Standard deviation:	50.9	0.0332	0.0003	0.0574	0.0204	0.0407	0.0938	0.0380
Number of observ. :	(25)	(25)	(25)	(25)	(25)	(25)	(25)	(25)
4								
Mean:	501.4	0.3569	0.0024	0.2400	0.1413*	0.3384*	0.4156*	0.1546
Standard deviation:	46.8	0.0315	0.0003	0.0486	0.0200	0.0368	0.0860	0.0226
Number of observ. :	(26)	(26)	(26)	(26)	(26)	(26)	(26)	(26)

*(+) = mean value of group was significantly different from control at P = 0.05(0.01) with Dunnett's test of significance
%($) = mean value of group was significantly different from control at P = 0.05(0.01) with Modified T test of significance

Summary Statistics for % Organ to Body Weight
Study number: 004204

Group	Terminal Body wt. (g)	Testes
		Male Animals
1		
Mean:	531.2	0.6171
Standard deviation:	49.8	0.0782
Number of observ. :	(26)	(26)
2		
Mean:	534.3	0.6183
Standard deviation:	33.2	0.0655
Number of observ. :	(25)	(25)
3		
Mean:	515.2	0.6502
Standard deviation:	50.9	0.0820
Number of observ. :	(25)	(25)
4		
Mean:	501.4	0.6798*
Standard deviation:	46.8	0.0766
Number of observ. :	(26)	(26)

*(+) = mean value of group was significantly different from control at P = 0.05(0.01) with Dunnett's test of significance
%($) = mean value of group was significantly different from control at P = 0.05(0.01) with Modified T test of significance

Summary Statistics for % Organ to Body Weight
Study number: 004204

Group	Terminal Body wt. (g)	Adrenal Glands	Brain	Kidneys	Left Ovary	Liver	Lungs	Ovaries
				Female Animals				
1								
Mean:	332.4	0.0234	0.6013	0.8373	0.0165	4.7106	0.4631	0.0341
Standard deviation:	26.1	0.0035	0.0440	0.0473	0.0034	0.3043	0.0366	0.0054
Number of observ. :	(25)	(25)	(25)	(25)	(25)	(25)	(25)	(25)
2								
Mean:	317.9	0.0241	0.6149	0.8439	0.0175	4.6258	0.4718	0.0348
Standard deviation:	27.1	0.0038	0.0350	0.0459	0.0032	0.3007	0.0260	0.0057
Number of observ. :	(24)	(24)	(24)	(24)	(24)	(24)	(24)	(24)
3								
Mean:	316.6	0.0246	0.6212	0.8487	0.0180	4.6756	0.4620	0.0364
Standard deviation:	24.1	0.0036	0.0498	0.0600	0.0026	0.4026	0.0262	0.0044
Number of observ. :	(26)	(26)	(26)	(26)	(26)	(26)	(26)	(26)
4								
Mean:	314.9	0.0255	0.6187	0.8993+	0.0187	4.7345	0.4611	0.0385*
Standard deviation:	28.6	0.0047	0.0480	0.0717	0.0047	0.3173	0.0394	0.0077
Number of observ. :	(23)	(23)	(23)	(23)	(23)	(23)	(23)	(23)

*(+) = mean value of group was significantly different from control at P = 0.05(0.01) with Dunnett's test of significance
%($) = mean value of group was significantly different from control at P = 0.05(0.01) with Modified T test of significance

Summary Statistics for % Organ to Body Weight
Study number: 004204

Table 21

Group	Terminal Body wt. (g)	Pituitary gland	Right Ovary	Spleen	Uterus
			Female Animals		
1					
Mean:	332.4	0.0044	0.0176	0.1901	0.2077
Standard deviation:	26.1	0.0010	0.0032	0.0205	0.0725
Number of observ. :	(25)	(25)	(25)	(25)	(25)
2					
Mean:	317.9	0.0046	0.0180	0.1851	0.2078
Standard deviation:	27.1	0.0006	0.0029	0.0175	0.0737
Number of observ. :	(24)	(24)	(24)	(24)	(24)
3					
Mean:	316.6	0.0048	0.0186	0.1944	0.2195
Standard deviation:	24.1	0.0007	0.0034	0.0256	0.0594
Number of observ. :	(26)	(26)	(26)	(26)	(26)
4					
Mean:	314.9	0.0047	0.0200	0.1832	0.2193
Standard deviation:	28.6	0.0006	0.0045	0.0239	0.0787
Number of observ. :	(23)	(23)	(23)	(23)	(23)

*(+) = mean value of group was significantly different from control at P = 0.05(0.01) with Dunnett's test of significance
%($) = mean value of group was significantly different from control at P = 0.05(0.01) with Modified T test of significance

Summary Statistics for % Organ to Brain Weight
Study number: 004204

Group	Terminal Body wt. (g)	Adrenal Glands	Epididymides	Kidneys	Left Epididymis	Left Testis	Liver	Lungs
				Male Animals				
1								
Mean:	531.2	2.8822	64.9688	191.2190	32.6635	77.9911	858.9307	86.2222
Standard deviation:	49.8	0.7578	10.5206	31.8891	5.9006	10.5193	169.1734	12.8606
Number of observ. :	(26)	(26)	(26)	(26)	(26)	(26)	(26)	(26)
2								
Mean:	534.3	2.9446	67.8866	195.3110	33.8570	78.1037	833.4264	85.9249
Standard deviation:	33.2	0.4991	8.2497	12.8428	4.0931	9.0338	86.2447	8.4960
Number of observ. :	(25)	(25)	(25)	(25)	(25)	(25)	(25)	(25)
3								
Mean:	515.2	2.9595	65.7791	203.6754	32.7186	77.5194	870.1699	85.7099
Standard deviation:	50.9	0.4179	6.0102	15.6377	3.3258	7.3493	106.8135	8.1796
Number of observ. :	(25)	(24)	(25)	(25)	(25)	(25)	(25)	(25)
4								
Mean:	501.4	2.9933	66.5698	217.5734$	33.2013	80.9323	920.4406	84.9728
Standard deviation:	46.8	0.5957	8.3042	34.2264	4.1892	7.6077	103.5815	9.9178
Number of observ. :	(26)	(26)	(26)	(26)	(26)	(26)	(26)	(26)

*(+) = mean value of group was significantly different from control at P = 0.05(0.01) with Dunnett's test of significance
%($) = mean value of group was significantly different from control at P = 0.05(0.01) with Modified T test of significance

Summary Statistics for % Organ to Brain Weight
Study number: 004204

Table 21

Group	Terminal Body wt. (g)	Prostate	Right Epididymis	Right Testis	Seminal vesicles	Spleen	Testes	Pituitary gland
				Male Animals				
1								
Mean:	531.2	53.4687	32.6127	78.9690	89.4955	40.2799	156.6100	0.6184
Standard deviation:	49.8	14.0115	5.1618	11.5494	31.5409	8.9369	22.0804	0.1307
Number of observ. :	(26)	(26)	(26)	(26)	(26)	(26)	(26)	(26)
2								
Mean:	534.3	58.2924	34.0885	76.1151	96.0381	39.2340	154.0684	0.5665
Standard deviation:	33.2	14.1915	4.9756	13.0710	24.9956	5.6997	19.9593	0.0689
Number of observ. :	(25)	(25)	(25)	(25)	(25)	(25)	(25)	(25)
3								
Mean:	515.2	54.5204	33.0713	78.1006	92.6412	38.1415	155.5355	0.5511%
Standard deviation:	50.9	13.3365	3.0960	6.3876	19.4598	9.1264	13.5957	0.0966
Number of observ. :	(25)	(25)	(25)	(25)	(25)	(25)	(25)	(25)
4								
Mean:	501.4	57.1676	33.5443	80.2343	99.2698	36.8799	161.0516	0.5806
Standard deviation:	46.8	12.3942	4.5364	7.2372	23.1942	6.6088	13.8970	0.0811
Number of observ. :	(26)	(26)	(26)	(26)	(26)	(26)	(26)	(26)

*(+) = mean value of group was significantly different from control at P = 0.05(0.01) with Dunnett's test of significance
%($) = mean value of group was significantly different from control at P = 0.05(0.01) with Modified T test of significance

Summary Statistics for % Organ to Brain Weight
Study number: 004204

Table 21

Group	Terminal Body wt. (g)	Adrenal Glands	Brain	Kidneys	Left Ovary	Liver	Lungs	Ovaries
				Female Animals				
1								
Mean:	332.4	3.9116	100.0000	139.9358	2.7650	787.8764	77.2912	5.6972
Standard deviation:	26.1	0.6036	0.0000	12.5858	0.6409	80.9277	7.4456	1.0495
Number of observ. :	(25)	(25)	(25)	(25)	(25)	(25)	(25)	(25)
2								
Mean:	317.9	3.9203	100.0000	137.4709	2.8503	755.2913	76.9438	5.6711
Standard deviation:	27.1	0.5376	0.0000	7.8576	0.5151	72.3830	5.6507	0.9318
Number of observ. :	(24)	(24)	(24)	(24)	(24)	(24)	(24)	(24)
3								
Mean:	316.6	3.9709	100.0000	137.2887	2.9038	757.5452	74.6474	5.8806
Standard deviation:	24.1	0.5419	0.0000	13.0518	0.4356	91.3858	5.3633	0.7961
Number of observ. :	(26)	(26)	(26)	(26)	(26)	(26)	(26)	(26)
4								
Mean:	314.9	4.1193	100.0000	145.5755	3.0110	768.9241	74.7371	6.2058
Standard deviation:	28.6	0.6084	0.0000	9.0077	0.6639	72.1826	6.6424	1.0256
Number of observ. :	(23)	(23)	(23)	(23)	(23)	(23)	(23)	(23)

*(+) = mean value of group was significantly different from control at P = 0.05(0.01) with Dunnett's test of significance
%($) = mean value of group was significantly different from control at P = 0.05(0.01) with Modified T test of significance

Summary Statistics for % Organ to Brain Weight
Study number: 004204

Table 21

Group	Terminal Body wt. (g)	Pituitary gland	Right Ovary	Spleen	Uterus
			Female Animals		
1					
Mean:	332.4	0.7299	2.9363	31.7538	34.3576
Standard deviation:	26.1	0.1479	0.5888	4.0710	11.2448
Number of observ. :	(25)	(25)	(25)	(25)	(25)
2					
Mean:	317.9	0.7536	2.9325	30.2135	33.7475
Standard deviation:	27.1	0.0939	0.4597	3.4388	11.7286
Number of observ. :	(24)	(24)	(24)	(24)	(24)
3					
Mean:	316.6	0.7705	3.0177	31.3103	35.2992
Standard deviation:	24.1	0.1159	0.5993	3.3592	9.0621
Number of observ. :	(26)	(26)	(26)	(26)	(26)
4					
Mean:	314.9	0.7556	3.2225	29.6844	35.1859
Standard deviation:	28.6	0.0808	0.6279	3.8639	11.0812
Number of observ. :	(23)	(23)	(23)	(23)	(23)

*(+) = mean value of group was significantly different from control at P = 0.05(0.01) with Dunnett's test of significance
%($) = mean value of group was significantly different from control at P = 0.05(0.01) with Modified T test of significance

TABLE 22 - F1 GENERATION

GASOLINE ETBE VAPOR CONDENSATE: A ONE-GENERATION WHOLE-BODY
INHALATION REPRODUCTION TOXICITY STUDY IN RATS

SUMMARY OF PUP ORGAN WEIGHT DATA
PUP ORGAN WEIGHTS IN GRAMS

DOSE GROUP		I	II	III	IV
DOSE LEVEL (MG/M3)		0	2000	10000	20000
BRAIN	MEAN	1.503	1.537	1.556*	1.514
	S.D.	0.0909	0.0533	0.0469	0.0548
	N	13	24	26	23
of Male Pups	MEAN	1.563	1.566	1.600	1.528
	S.D.	0.0904	0.0641	0.0418	0.0689
	N	13	24	25	23
of Female Pups	MEAN	1.442	1.507	1.516	1.499
	S.D.	0.1500	0.0626	0.0673	0.0670
	N	13	24	26	23
SPLEEN	MEAN	0.304	0.315	0.300	0.298
	S.D.	0.0526	0.0498	0.0341	0.0439
	N	13	24	26	23
of Male Pups	MEAN	0.317	0.333	0.321	0.307
	S.D.	0.0518	0.0620	0.0415	0.0508
	N	13	24	25	23
of Female Pups	MEAN	0.291	0.298	0.280	0.289
	S.D.	0.0588	0.0559	0.0410	0.0482
	N	13	24	26	23
THYMUS	MEAN	0.349	0.327	0.334	0.338
	S.D.	0.0701	0.0461	0.0396	0.0641
	N	13	24	26	23
of Male Pups	MEAN	0.351	0.323	0.328	0.324
	S.D.	0.0771	0.0502	0.0450	0.0533
	N	13	24	25	23
of Female Pups	MEAN	0.347	0.330	0.340	0.352
	S.D.	0.0807	0.0531	0.0562	0.0987
	N	13	24	26	23

Statistical key: * = $p<0.05$

TABLE 22 - F1 GENERATION

GASOLINE ETBE VAPOR CONDENSATE: A ONE-GENERATION WHOLE-BODY
INHALATION REPRODUCTION TOXICITY STUDY IN RATS

SUMMARY OF PUP ORGAN WEIGHT DATA
PUP ORGAN WEIGHT TO BODY WEIGHT RATIO

DOSE GROUP		I	II	III	IV
DOSE LEVEL (MG/M3)		0	2000	10000	20000
BRAIN	MEAN	2.104	2.033	2.032	2.112
	S.D.	0.2906	0.1904	0.1477	0.1506
	N	13	24	26	23
of Male Pups	MEAN	2.057	2.003	1.999	2.083
	S.D.	0.2632	0.2036	0.1625	0.2138
	N	13	24	25	23
of Female Pups	MEAN	2.151	2.064	2.073	2.141
	S.D.	0.3410	0.2112	0.1653	0.1356
	N	13	24	26	23
SPLEEN	MEAN	0.422	0.414	0.389	0.414
	S.D.	0.0623	0.0627	0.0383	0.0608
	N	13	24	26	23
of Male Pups	MEAN	0.414	0.422	0.400	0.416
	S.D.	0.0552	0.0656	0.0529	0.0616
	N	13	24	25	23
of Female Pups	MEAN	0.430	0.406	0.381	0.412
	S.D.	0.0773	0.0751	0.0419	0.0738
	N	13	24	26	23
THYMUS	MEAN	0.482	0.428*	0.434*	0.468
	S.D.	0.0556	0.0405	0.0387	0.0729
	N	13	24	26	23
of Male Pups	MEAN	0.454	0.408*	0.409*	0.437
	S.D.	0.0634	0.0413	0.0532	0.0433
	N	13	24	25	23
of Female Pups	MEAN	0.509	0.448	0.461	0.500
	S.D.	0.0917	0.0544	0.0552	0.1295
	N	13	24	26	23

Statistical key: * = $p<0.05$

TABLE 22 - F1 GENERATION

GASOLINE ETBE VAPOR CONDENSATE: A ONE-GENERATION WHOLE-BODY
INHALATION REPRODUCTION TOXICITY STUDY IN RATS

SUMMARY OF PUP ORGAN WEIGHT DATA
PUP ORGAN WEIGHT TO BRAIN WEIGHT RATIO

DOSE GROUP		I	II	III	IV
DOSE LEVEL (MG/M3)		0	2000	10000	20000
SPLEEN	MEAN	20.24	20.46	19.25	19.69
	S.D.	3.167	2.980	2.071	2.799
	N	13	24	26	23
of Male Pups	MEAN	20.30	21.20	20.06	20.10
	S.D.	3.196	3.600	2.681	3.076
	N	13	24	25	23
of Female Pups	MEAN	20.17	19.72	18.46	19.27
	S.D.	3.511	3.483	2.407	3.149
	N	13	24	26	23
THYMUS	MEAN	23.45	21.22	21.47	22.37
	S.D.	5.197	2.615	2.348	4.076
	N	13	24	26	23
of Male Pups	MEAN	22.38	20.57	20.55	21.23
	S.D.	4.168	2.774	2.916	3.373
	N	13	24	25	23
of Female Pups	MEAN	24.53	21.88	22.39	23.50
	S.D.	8.362	3.169	3.235	6.710
	N	13	24	26	23

No statistically significant differences

	Lesion Incidence Summary with Expanded Severity Levels (P0 Generation) Preface	Table 23

Key to Abbreviations

Gl	=	Gland
NAD	=	No abnormal diagnoses
Ctls	=	Controls (Group I)
Oviducts/Fallop	=	Oviducts and Fallopian Tubes

Corresponding exposure levels for each group were as follows:

Group 1 - 0 mg/m^3
Group 2 - 2000 mg/m^3
Group 3 - 10000 mg/m^3
Group 4 - 20000 mg/m^3

Gasoline ETBE Vapor Condensate
A One-Generation Whole-Body Inhalation Reproduction Toxicity
Study in Rats
Incidence Summary of Microscopic Findings with Severity Levels

Controls from group(s): 1	Animal sex:	-- Animals Affected -- Males --				-- Females --			
	Dosage group:	Ctls	2	3	4	Ctls	2	3	4
Tissues With Diagnoses	No. in group:	26	25	25	26	25	24	26	23
Adrenal Glands ....Number examined:		10	0	0	10	10	0	0	10
CORTEX: ZONA FASCICULATA-VACUOLATED									
	Nad>	8	0	0	6	10	0	0	10
	Minimal>	2	0	0	4	0	0	0	0
....Total Incidence of Finding Observed:		2	0	0	4	0	0	0	0
CONGESTION									
	Nad>	10	0	0	10	10	0	0	9
	Slight>	0	0	0	0	0	0	0	1
....Total Incidence of Finding Observed:		0	0	0	0	0	0	0	1
CORTEX: MONONUCLEAR CELL INFILTRATE									
	Nad>	10	0	0	9	10	0	0	10
	Minimal>	0	0	0	1	0	0	0	0
....Total Incidence of Finding Observed:		0	0	0	1	0	0	0	0
HYPOPLASIA									
	Nad>	9	0	0	10	10	0	0	10
	Present>	1	0	0	0	0	0	0	0
....Total Incidence of Finding Observed:		1	0	0	0	0	0	0	0
Brain ....Number examined:		1	0	0	0	0	0	0	0
MICROENCEPHALY									
	Present>	1	0	0	0	0	0	0	0
....Total Incidence of Finding Observed:		1	0	0	0	0	0	0	0
Coagulating Gl ....Number examined:		10	0	0	9				
Left Epididymis ....Number examined:		1	0	0	0				
SPERM GRANULOMA									
	Present>	1	0	0	0				
....Total Incidence of Finding Observed:		1	0	0	0				
Right Epididymis ....Number examined:		9	0	0	10				

All Diagnoses; Phases: P2; Death types: All scheduled; Date of death range: 08-Jul-02 To 29-Jul-02

Gasoline ETBE Vapor Condensate
A One-Generation Whole-Body Inhalation Reproduction Toxicity
Study in Rats
Incidence Summary of Microscopic Findings with Severity Levels

Controls from group(s): 1	Animal sex:	-- Animals Affected -- Males --				-- Females --			
	Dosage group:	Ctls	2	3	4	Ctls	2	3	4
Tissues With Diagnoses	No. in group:	26	25	25	26	25	24	26	23
Lungs .....Number examined:		10	0	0	10	10	0	0	10
PERIVASCULAR GRANULOCYTIC INFILTRATE									
	Nad>	9	0	0	8	8	0	0	9
	Minimal>	0	0	0	2	2	0	0	1
	Slight>	1	0	0	0	0	0	0	0
.....Total Incidence of Finding Observed:		1	0	0	2	2	0	0	1
VISCERAL PLEURA/CAPSULE: SUBACUTE (CHRONIC ACTIVE)/ CHRONIC -INFLAMMATION									
	Nad>	10	0	0	8	9	0	0	10
	Minimal>	0	0	0	2	1	0	0	0
.....Total Incidence of Finding Observed:		0	0	0	2	1	0	0	0
INTERSTITIUM: SUBACUTE/CHRONIC INFLAMMATION									
	Nad>	10	0	0	9	10	0	0	9
	Minimal>	0	0	0	1	0	0	0	1
.....Total Incidence of Finding Observed:		0	0	0	1	0	0	0	1
ALVEOLAR/INTRAALVEOLAR MACROPHAGES									
	Nad>	10	0	0	9	9	0	0	10
	Minimal>	0	0	0	1	1	0	0	0
.....Total Incidence of Finding Observed:		0	0	0	1	1	0	0	0
Mammary gland .....Number examined:		0	0	0	0	0	0	0	1
SUBACUTE (CHRONIC ACTIVE)/CHRONIC INFLAMMATION									
	Slight>	0	0	0	0	0	0	0	1
.....Total Incidence of Finding Observed:		0	0	0	0	0	0	0	1
Ovaries .....Number examined:						10	0	0	10
Oviducts/Fallop .....Number examined:						10	0	0	10
Pituitary gland .....Number examined:		9	0	0	10	10	0	0	10

All Diagnoses; Phases: P2; Death types: All scheduled; Date of death range: 08-Jul-02 To 29-Jul-02

Gasoline ETBE Vapor Condensate
A One-Generation Whole-Body Inhalation Reproduction Toxicity
Study in Rats
Incidence Summary of Microscopic Findings with Severity Levels

Controls from group(s): 1	Animal sex:	-- Animals Affected --							
		-- Males --				-- Females --			
	Dosage group:	Ctls	2	3	4	Ctls	2	3	4
Tissues With Diagnoses	No. in group:	26	25	25	26	25	24	26	23
Prostate .....Number examined:		10	0	0	10				
MONONUCLEAR CELL INFILTRATE									
	Nad>	8	0	0	6				
	Minimal>	2	0	0	4				
.....Total Incidence of Finding Observed:		2	0	0	4				
INTRALUMENAL CELLULAR DEBRIS +/- MINERALIZATION									
	Nad>	1	0	0	0				
	Minimal>	9	0	0	10				
.....Total Incidence of Finding Observed:		9	0	0	10				
Right Testis .....Number examined:		10	0	0	10				
Seminal vesicles .....Number examined:		10	0	0	10				
SECRETORY PRODUCT: DECREASED									
	Nad>	9	0	0	10				
	Moderate>	1	0	0	0				
.....Total Incidence of Finding Observed:		1	0	0	0				
Skin .....Number examined:		0	0	0	1	0	0	0	0
ACANTHOSIS									
	Moderate>	0	0	0	1	0	0	0	0
.....Total Incidence of Finding Observed:		0	0	0	1	0	0	0	0
HYPERKERATOSIS									
	Slight>	0	0	0	1	0	0	0	0
.....Total Incidence of Finding Observed:		0	0	0	1	0	0	0	0
Thymus .....Number examined:		1	0	0	1	0	0	0	0
CONGESTION									
	Minimal>	0	0	0	1	0	0	0	0
	Slight>	1	0	0	0	0	0	0	0
.....Total Incidence of Finding Observed:		1	0	0	1	0	0	0	0

All Diagnoses; Phases: P2; Death types: All scheduled; Date of death range: 08-Jul-02 To 29-Jul-02

Gasoline ETBE Vapor Condensate
A One-Generation Whole-Body Inhalation Reproduction Toxicity
Study in Rats
Incidence Summary of Microscopic Findings with Severity Levels

Controls from group(s): 1	Animal sex:	-- Animals Affected -- Males --				-- Females --			
	Dosage group:	Ctls	2	3	4	Ctls	2	3	4
Tissues With Diagnoses	No. in group:	26	25	25	26	25	24	26	23
Uterus .....Number examined:						10	0	0	10
LUMEN: DILATED									
	Nad>					10	0	0	9
	Minimal>					0	0	0	1
.....Total Incidence of Finding Observed:						0	0	0	1
MURAL HISTIOCYTES WITH BROWN PIGMENT									
	Nad>					6	0	0	7
	Minimal>					1	0	0	0
	Slight>					3	0	0	3
.....Total Incidence of Finding Observed:						4	0	0	3
Vagina .....Number examined:						10	0	0	10

All Diagnoses; Phases: P2; Death types: All scheduled; Date of death range: 08-Jul-02 To 29-Jul-02

	Inhalation Report	Appendix A

TABLE OF CONTENTS

1. INTRODUCTION.....129

2. MATERIALS AND METHODS

2.1. Husbandry During Exposure Periods 129
2.2. Test Substance Administration and Chamber Operation.....130
2.3. Exposure Concentration Determination.....134

3. TABLES

I. Summary of In-Chamber Observations 136
II. Chamber Monitoring Records 145
III. Equipment List.....171
IV. Chamber Distribution Results.....174
V. Miran Calibration.....176
VI. Testing Room Environmental Monitoring.....179

4. FIGURES

I. Chamber Generation System and Whole-Body Exposure Chamber – Group I.....180
II. Chamber Generation System and Whole-Body Exposure Chamber – Groups II, III, IV.....181

	Inhalation Report	Appendix A

1. INTRODUCTION

This appendix presents the methodology for exposure atmosphere generation monitoring and results.

2. MATERIALS AND METHODS

2.1. HUSBANDRY DURING EXPOSURE PERIODS

2.1.1. HOUSING

Animals were individually housed in stainless steel, wire mesh cages within a 1.5 m^3 glass and stainless steel whole-body exposure chamber. The placement of the animals in the whole-body exposure chamber was rotated once weekly to ensure uniform exposure of the animals. A description of the animal rotation is included in the raw data.

2.1.2. FEED

None was provided during exposure.

2.1.3. WATER

None was provided during exposure.

2.1.4. ENVIRONMENTAL CONDITIONS

Chamber temperature and relative humidity every half-hour during exposure and maintained, to the maximum extent possible, within the ranges presented below. Excursions outside the specified range did not affect the integrity of the study.

Temperature

Desired: 20 to 24°C
Actual: 20 to 24°C

Relative Humidity

Desired: 40 to 60%
Actual: 39 to 67%

The daily average relative humidity within the chamber was outside the desired range on 14/132 days, 17/124 days, 34/127 days and 31/127 days for Groups I, II, III and IV, respectively.

2.2. TEST SUBSTANCE ADMINISTRATION AND CHAMBER OPERATIONS

2.2.1. ROUTE OF ADMINISTRATION

Inhalation via whole-body exposures

2.2.2. TEST SUBSTANCE ADMINISTRATION

The test substance was administered as a vapor in the breathing air of the animals. The test atmosphere was generated by an appropriate procedure determined during the pre-study trials. The trials were performed to evaluate the optimal set of conditions and equipment to generate a stable atmosphere at the target exposure levels and maintain uniform conditions throughout the exposure chambers.

2.2.3. JUSTIFICATION FOR ROUTE OF ADMINISTRATION

The inhalation route is one of the potential routes of human exposure to this test substance and is the route specified in the referenced US EPA 79.61 guidelines.

2.2.4. TARGET EXPOSURE LEVELS

Group I - 0 mg/m^3
Group II - 2000 mg/m^3
Group III - 10000 mg/m^3
Group IV - 20000 mg/m^3

	Inhalation Report	Appendix A

2.2.5. JUSTIFICATION FOR EXPOSURE LEVEL SELECTION

Exposure levels were selected by the Sponsor, based on results from a 13-week inhalation study conducted at the Testing Facility, that utilized this test substance in rats (00-6129). The exposure levels were also selected based on the lower flammable limits of the test substance.

2.2.6. FREQUENCY OF ADMINISTRATION

Frequency

P_0 males and females received 70 consecutive days (ten weeks) of exposure prior to mating for six hours/day. P_0 males and females continued to be exposed daily throughout a 14-day cohabitation period. The mated females continued to be exposed daily from Day 0 through 19 of gestation. Beginning on Day 5 of lactation, nursing P_0 females were exposed daily until weaning of the F_1 offspring on Day 28. P_0 females with no confirmed day of mating but with evidence of pregnancy (weight gain) continued to be exposed until the presumed Day 19 of gestation. P_0 females with no confirmed day of mating and with no evidence of pregnancy (weight gain) were exposed for 25 days following completion of the mating period and then euthanized. P_0 females with a confirmed day of mating that did not deliver were euthanized on presumed Day 25 of gestation.

P_0 males were exposed daily until euthanasia, after the last F_1 litters were delivered.

2.2.7. DURATION

The test substance was administered for 6 hours/day during all segments of the study.

	Inhalation Report	Appendix A

2.2.8. EXPOSURE PROCEDURE AND CHAMBER OPERATIONS

Group I

Houseline nitrogen was delivered from a regulator with a backpressure gauge via ¼" tubing to a flowmeter regulated by a metering valve. This nitrogen flow (~ 18 Lpm) was then directed into the turret of the 1.5 m^3 glass and stainless steel exposure chamber where it was mixed with room air as it was drawn into the chamber. This nitrogen flow simulated the generation nitrogen flow for Groups II, III, and IV.

Groups II, III and IV

Houseline nitrogen was delivered from a regulator with a backpressure gauge through a stainless steel fitting to create three flow systems: the test substance pressurization flow, the purge flow and the volatilization flow.

The nitrogen for the test substance pressurization flow was directed via ¼" tubing through a metering valve, attached to a backpressure gauge, into the vapor inlet valve of the test substance cylinder. The metering valve was used to adjust and maintain the pressure within the cylinder. From the pressurized cylinder, the test substance flowed from the liquid outlet valve through a quick-disconnect fitting and through a filter to prevent equipment contamination. From the filter, the test substance flowed to a liquid flowmeter via $^1/_8$" tubing. The outlet of the flowmeter was regulated by a built-in metering valve. From this metering valve, the test substance flowed via $^1/_8$" tubing onto the glass helix of a counter current volatilization chamber. The glass helix was heated by a nichrome wire, which was controlled by an autotransformer and was inserted in the center of the glass tube that supported the helix.

The nitrogen for the purge flow system was directed, via ¼" tubing to a flowmeter regulated by a metering valve. The purge nitrogen was delivered via ⅛" tubing to the bottom of the tube containing the nichrome wire. This nitrogen flow continuously purged the

area surrounding the nichrome wire within the tube, thereby protecting the wire from oxidation.

The nitrogen for the volatilization system was directed via ¼" tubing to a flowmeter regulated by a metering valve. From the flowmeter, the volatilization nitrogen (approximately 18 Lpm) flowed via ¼" tubing to a ball and socket joint at the bottom of the volatilization chamber. This nitrogen flowed up through the volatilization chamber passing over the coil and volatilizing the test substance. The pressure within the counter-current volatilization chamber was maintained slightly negative to the room and was monitored with a pressure gauge.

This test substance laden nitrogen exited the top of the volatilization chamber through a glass elbow, which directed the flow, via ½" tubing, to the turret of 1.5 m^3 glass and stainless steel exposure chamber. As the test substance laden nitrogen was drawn into the chamber, it was mixed with room air.

The whole-body exposure chambers each had a volume of approximately 1500 Liters (1.5 m^3). Each chamber was operated at a minimum flow rate of 300 Liters per minute. The final airflow was set to provide at least one air change (calculated by dividing the chamber volume by the airflow rate) in 5.0 minutes (12 air changes/hour) and a T_{99} equilibrium time (calculated by multiplying the air change by the exponential factor 4.6) of at most 23 minutes:

Group	**Airflow Rate (Lpm)**	**Air Change (min)**	**T_{99} (min)**
I	312	4.8	22
II	314	4.8	22
III	306	4.9	23
IV	314	4.8	22

This chamber size and airflow rate was considered adequate to maintain the oxygen level at least 19% and the animal-loading

factor below 5%. Chamber temperature, humidity, airflow rate and static pressure were monitored continuously and recorded every 30 minutes during exposure. At the end of the 6-hour exposure, all animals remained in the chamber for a minimum of 30 minutes. During this time the chamber was operated at approximately the same flow rate using clean air only. The chambers were exhausted through the in house filtering system, which consisted of a coarse filter, a HEPA filter and activated charcoal.

See Chamber Figures I and II and Table III for equipment details.

2.3. EXPOSURE CONCENTRATION DETERMINATION

2.3.1. NOMINAL CONCENTRATION

A nominal exposure concentration was calculated. The flow of air through the chamber was monitored using appropriate calibrated equipment. The test substance consumed (weight difference of the test substance cylinder) during the exposure (mg) was divided by the total volume of air (m^3) passing through the chamber (volumetric flow rate times total exposure time) to give the nominal concentration (mg/m^3).

2.3.2. CHAMBER SAMPLING

During each exposure, measurements of airborne concentrations were performed in the animals' breathing zone at least 4 times using an appropriate sampling procedure and Infra-Red Spectrophotometric (IR) analytical method. Also, one charcoal tube sample per chamber per week was analyzed by gas chromatography (GC) to characterized at least 10 major components (comprising at least 80% by weight of the test substance) to show test substance stability and comparison between the neat liquid test substance and the vaporized test atmospheres.

See Table III for equipment details. See Appendix B for Analytical Report.

	Inhalation Report	Appendix A

2.3.3. PARTICLE SIZE DISTRIBUTION

During each week of exposure, particle size determinations were performed using a TSI Aerodynamic Particle Sizer to characterize the aerodynamic particle size distribution of any aerosol present.

See Table III for equipment details.

2.3.4. CHAMBER AND EXPOSURE ROOM ENVIRONMENT

Chamber oxygen levels (maintained at least 19%) were measured pretest and at the beginning, middle, and end of the study.

Air samples were taken in the vapor generation area pretest and at the beginning, middle and end of the study. Light (maintained approximately 30 foot-candles at 1.0 meters above the floor) and noise levels (maintained below 85 decibels) in the exposure room were measured pretest and at the beginning, middle and end of the study.

	Inhalation Report	Appendix A

Table I
Summary of In-Chamber Observations

Exposure Day	**0**	**1**	**2**	**3**	**4**	**5**	**6**	**7**	**8**	**9**	**10**	**11**	**12**	**13**	**14**	**15**	**16**
Group I – 0 mg/m^3																	
Normal Within Normal Limits	All	All	All	All	All	All	All	All	All	All	All	All	All	All	All	All	All
Group II – 2000 mg/m^3																	
Normal Within Normal Limits	All	All	All	All	All	All	All	All	All	All	All	All	All	All	All	All	All
Group III – 10000 mg/m^3																	
Normal Within Normal Limits	All	All	All	All	All	All	All	All	All	All	All	All	All	All	All	All	All
Group IV – 20000 mg/m^3																	
Normal Within Normal Limits	All	All	All	All	All	All	All	All	All	All	All	All	All	All	All	All	All

All = 100% of the animals exhibiting a given observation.
Note: In-chamber observations are based on all animals present in the exposure chamber at the time.

	Inhalation Report	Appendix A

Table I
Summary of In-Chamber Observations

Exposure Day	**17**	**18**	**19**	**20**	**21**	**22**	**23**	**24**	**25**	**26**	**27**	**28**	**29**	**30**	**31**	**32**
Group I – 0 mg/m^3																
Normal Within Normal Limits	All	All	All	All	All	All	All	All	All	All	All	All	All	All	All	All
Group II – 2000 mg/m^3																
Normal Within Normal Limits	All	All	All	All	All	All	All	All	All	All	All	All	All	All	All	All
Group III – 10000 mg/m^3																
Normal Within Normal Limits	All	All	All	All	All	All	All	All	All	All	All	All	All	All	All	All
Group IV – 20000 mg/m^3																
Normal Within Normal Limits	All	All	All	All	All	All	All	All	All	All	All	All	All	All	All	All

All = 100% of the animals exhibiting a given observation.
Note: In-chamber observations are based on all animals present in the exposure chamber at the time.

	Inhalation Report	Appendix A

Table I
Summary of In-Chamber Observations

Exposure Day	**33**	**34**	**35**	**36**	**37**	**38**	**39**	**40**	**41**	**42**	**43**	**44**	**45**	**46**	**47**	**48**
Group I – 0 mg/m^3																
Normal Within Normal Limits	All	All	All	All	All	All	All	All	All	All	All	All	All	All	All	All
Group II – 2000 mg/m^3																
Normal Within Normal Limits	All	All	All	All	All	All	All	All	All	All	All	All	All	All	All	All
Group III – 10000 mg/m^3																
Normal Within Normal Limits	All	All	All	All	All	All	All	All	All	All	All	All	All	All	All	All
Group IV – 20000 mg/m^3																
Normal Within Normal Limits	All	All	All	All	All	All	All	All	All	All	All	All	All	All	All	All

All = 100% of the animals exhibiting a given observation.
Note: In-chamber observations are based on all animals present in the exposure chamber at the time.

	Inhalation Report	Appendix A

Table I
Summary of In-Chamber Observations

Exposure Day	**49**	**50**	**51**	**52**	**53**	**54**	**55**	**56**	**57**	**58**	**59**	**60**	**61**	**62**	**63**	**64**
Group I – 0 mg/m^3																
Normal Within Normal Limits	All	All	All	All	All	All	All	All	All	All	All	All	All	All	All	All
Group II – 2000 mg/m^3																
Normal Within Normal Limits	All	All	All	All	All	All	All	All	All	All	All	All	All	All	All	All
Group III – 10000 mg/m^3																
Normal Within Normal Limits	All	All	All	All	All	All	All	All	All	All	All	All	All	All	All	All
Group IV – 20000 mg/m^3																
Normal Within Normal Limits	All	All	All	All	All	All	All	All	All	All	All	All	All	All	All	All

All = 100% of the animals exhibiting a given observation.
Note: In-chamber observations are based on all animals present in the exposure chamber at the time.

	Inhalation Report	Appendix A

Table I
Summary of In-Chamber Observations

Exposure Day	**65**	**66**	**67**	**68**	**69**	**70**	**71**	**72**	**73**	**74**	**75**	**76**	**77**	**78**	**79**	**80**
Group I – 0 mg/m^3																
Normal Within Normal Limits	All	All	All	All	All	All	All	All	All	All	All	All	All	All	All	All
Group II – 2000 mg/m^3																
Normal Within Normal Limits	All	All	All	All	All	All	All	All	All	All	All	All	All	All	All	All
Group III – 10000 mg/m^3																
Normal Within Normal Limits	All	All	All	All	All	All	All	All	All	All	All	All	All	All	All	All
Group IV – 20000 mg/m^3																
Normal Within Normal Limits	All	All	All	All	All	All	All	All	All	All	All	All	All	All	All	All

All = 100% of the animals exhibiting a given observation.
Note: In-chamber observations are based on all animals present in the exposure chamber at the time.

	Inhalation Report	Appendix A

Table I
Summary of In-Chamber Observations

Exposure Day	**81**	**82**	**83**	**84**	**85**	**86**	**87**	**88**	**89**	**90**	**91**	**92**	**93**	**94**	**95**	**96**
Group I – 0 mg/m^3																
Normal Within Normal Limits	All	All	All	All	All	All	All	All	All	All	All	All	All	All	All	All
Group II – 2000 mg/m^3																
Normal Within Normal Limits	All	All	All	All	All	All	All	All	All	All	All	All	All	All	All	All
Group III – 10000 mg/m^3																
Normal Within Normal Limits	All	All	All	All	All	All	All	All	All	All	All	All	All	All	All	All
Group IV – 20000 mg/m^3																
Normal Within Normal Limits	All	All	All	All	All	All	All	All	All	All	All	All	All	All	All	All

All = 100% of the animals exhibiting a given observation.
Note: In-chamber observations are based on all animals present in the exposure chamber at the time.

	Inhalation Report	Appendix A

Table I
Summary of In-Chamber Observations

Exposure Day	**97**	**98**	**99**	**100**	**101**	**102**	**103**	**104**	**105**	**106**	**107**	**108**	**109**	**110**	**111**	**112**
Group I – 0 mg/m^3																
Normal Within Normal Limits	All	All	All	All	All	All	All	All	All	All	All	All	All	All	All	All
Group II – 2000 mg/m^3																
Normal Within Normal Limits	All	All	All	All	All	All	All	All	All	All	All	All	All	All	All	All
Group III – 10000 mg/m^3																
Normal Within Normal Limits	All	All	All	All	All	All	All	All	All	All	All	All	All	All	All	All
Group IV – 20000 mg/m^3																
Normal Within Normal Limits	All	All	All	All	All	All	All	All	All	All	All	All	All	All	All	All

All = 100% of the animals exhibiting a given observation.
Note: In-chamber observations are based on all animals present in the exposure chamber at the time.

	Inhalation Report	Appendix A

Table I
Summary of In-Chamber Observations

Exposure Day	**113**	**114**	**115**	**116**	**117**	**118**	**119**	**120**	**121**	**122**	**123**	**124**	**125**	**126**	**127**	**128**
Group I – 0 mg/m^3																
Normal Within Normal Limits	All	All	All	All	All	All	All	All	All	All	All	All	All	All	All	All
Group II – 2000 mg/m^3																
Normal Within Normal Limits	All	All	All	All	All	All	All	All	All	All	All					
Group III – 10000 mg/m^3																
Normal Within Normal Limits	All	All	All	All	All	All	All	All	All	All	All	All	All	All		
Group IV – 20000 mg/m^3																
Normal Within Normal Limits	All	All	All	All	All	All	All	All	All	All	All	All	All	All		

All = 100% of the animals exhibiting a given observation.
Note: In-chamber observations are based on all animals present in the exposure chamber at the time.

	Inhalation Report	Appendix A

Table I
Summary of In-Chamber Observations

Exposure Day	**129**	**130**	**131**
Group I – 0 mg/m^3			
Normal			
Within Normal Limits	All	All	All

All = 100% of the animals exhibiting a given observation.
Note: In-chamber observations are based on all animals present in the exposure chamber at the time.

	Inhalation Report	Appendix A

Table II
Chamber Monitoring Results
Preface

Key to Abbreviations

MMAD	=	Mass Median Aerodynamic Diameter
GSD	=	Geometric Standard Deviation
TMC	=	Total Mass Concentration

GASOLINE ETBE VAPOR CONDENSATE: A ONE-GENERATION
WHOLE-BODY INHALATION REPRODUCTION
TOXICITY STUDY IN RATS

Chamber Monitoring Results
Cumulative Exposure Record
Group I - 0 mg/m^3 (Air Control)

Day	Date	Exposure Number	Nominal (mg/m^3)	Analytical Chamber Concentration: Mean (mg/m^3)	Individual (mg/m^3)				Particle Size Determinations: MMAD (µm)	GSD	TMC (mg/m^3)	Chamber Environment: Mean Temperature (°C)	Humidity (%)
0	19-Mar-02	1	0	0	0	0	0	0				25	33
1	20-Mar-02	2	0	0	0	0	0	0	1.670	2.079	1.16E-03	25	39
2	21-Mar-02	3	0	0	0	0	0	0				25	42
3	22-Mar-02	4	0	0	0	0	0	0				25	38
4	23-Mar-02	5	0	0	0	0	0	0				25	36
5	24-Mar-02	6	0	0	0	0	0	0				25	36
6	25-Mar-02	7	0	0	0	0	0	0				25	38
7	26-Mar-02	8	0	0	0	0	0	0				25	42
8	27-Mar-02	9	0	0	0	0	0	0	3.059	1.959	1.73E-03	25	45
9	28-Mar-02	10	0	0	0	0	0	0				25	37
10	29-Mar-02	11	0	0	0	0	0	0				25	40
11	30-Mar-02	12	0	0	0	0	0	0				25	52
12	31-Mar-02	13	0	0	0	0	0	0				25	45
13	1-Apr-02	14	0	0	0	0	0	0				25	44
14	2-Apr-02	15	0	0	0	0	0	0				25	39
15	3-Apr-02	16	0	0	0	0	0	0	2.320	3.147	6.99E-03	25	51
16	4-Apr-02	17	0	0	0	0	0	0				25	36
17	5-Apr-02	18	0	0	0	0	0	0				25	37
18	6-Apr-02	19	0	0	0	0	0	0				25	37
19	7-Apr-02	20	0	0	0	0	0	0				25	35
20	8-Apr-02	21	0	0	0	0	0	0				25	43

GASOLINE ETBE VAPOR CONDENSATE: A ONE-GENERATION
WHOLE-BODY INHALATION REPRODUCTION
TOXICITY STUDY IN RATS

Chamber Monitoring Results
Cumulative Exposure Record
Group I - 0 mg/m^3 (Air Control)

Day	Date	Exposure Number	Nominal (mg/m^3)	Analytical Chamber Concentration: Mean (mg/m^3)	Individual (mg/m^3)				Particle Size Determinations: MMAD (µm)	GSD	TMC (mg/m^3)	Chamber Environment: Mean Temperature (°C)	Humidity (%)
21	9-Apr-02	22	0	0	0	0	0	0				25	56
22	10-Apr-02	23	0	0	0	0	0	0	0.9313	2.446	4.52E-03	25	47
23	11-Apr-02	24	0	0	0	0	0	0				25	47
24	12-Apr-02	25	0	0	0	0	0	0				25	53
25	13-Apr-02	26	0	0	0	0	0	0				25	61
26	14-Apr-02	27	0	0	0	0	0	0				25	59
27	15-Apr-02	28	0	0	0	0	0	0				25	57
28	16-Apr-02	29	0	0	0	0	0	0				25	53
29	17-Apr-02	30	0	0	0	0	0	0	0.7441	1.663	5.73E-03	25	53
30	18-Apr-02	31	0	0	0	0	0	0				25	54
31	19-Apr-02	32	0	0	0	0	0	0				25	54
32	20-Apr-02	33	0	0	0	0	0	0				25	53
33	21-Apr-02	34	0	0	0	0	0	0				25	43
34	22-Apr-02	35	0	0	0	0	0	0				26	48
35	23-Apr-02	36	0	0	0	0	0	0				25	37
36	24-Apr-02	37	0	0	0	0	0	0	2.423	2.138	2.03E-03	25	37
37	25-Apr-02	38	0	0	0	0	0	0				25	48
38	26-Apr-02	39	0	0	0	0	0	0				25	44
39	27-Apr-02	40	0	0	0	0	0	0				25	40
40	28-Apr-02	41	0	0	0	0	0	0				25	54
41	29-Apr-02	42	0	0	0	0	0	0				25	49

GASOLINE ETBE VAPOR CONDENSATE: A ONE-GENERATION
WHOLE-BODY INHALATION REPRODUCTION
TOXICITY STUDY IN RATS

Chamber Monitoring Results
Cumulative Exposure Record
Group I - 0 mg/m^3 (Air Control)

Day	Date	Exposure Number	Nominal (mg/m^3)	Analytical Chamber Concentration: Mean (mg/m^3)	Individual (mg/m^3)				Particle Size Determinations: MMAD (µm)	GSD	TMC (mg/m^3)	Chamber Environment: Mean Temperature (°C)	Humidity (%)
42	30-Apr-02	43	0	0	0	0	0	0				25	45
43	1-May-02	44	0	0	0	0	0	0	1.044	1.910	2.29E-03	25	45
44	2-May-02	45	0	0	0	0	0	0				25	54
45	3-May-02	46	0	0	0	0	0	0				25	43
46	4-May-02	47	0	0	0	0	0	0				25	43
47	5-May-02	48	0	0	0	0	0	0				25	47
48	6-May-02	49	0	0	0	0	0	0				25	51
49	7-May-02	50	0	0	0	0	0	0				25	53
50	8-May-02	51	0	0	0	0	0	0	1.069	1.976	2.96E-03	26	51
51	9-May-02	52	0	0	0	0	0	0				26	49
52	10-May-02	53	0	0	0	0	0	0				25	55
53	11-May-02	54	0	0	0	0	0	0				25	43
54	12-May-02	55	0	0	0	0	0	0				26	54
55	13-May-02	56	0	0	0	0	0	0				25	57
56	14-May-02	57	0	0	0	0	0	0				25	47
57	15-May-02	58	0	0	0	0	0	0	7.819	2.640	5.75E-03	25	45
58	16-May-02	59	0	0	0	0	0	0				25	47
59	17-May-02	60	0	0	0	0	0	0				24	51
60	18-May-02	61	0	0	0	0	0	0				25	50
61	19-May-02	62	0	0	0	0	0	0				25	44
62	20-May-02	63	0	0	0	0	0	0				25	44

GASOLINE ETBE VAPOR CONDENSATE: A ONE-GENERATION
WHOLE-BODY INHALATION REPRODUCTION
TOXICITY STUDY IN RATS

Chamber Monitoring Results
Cumulative Exposure Record
Group I - 0 mg/m^3 (Air Control)

Day	Date	Exposure Number	Nominal (mg/m^3)	Analytical Chamber Concentration: Mean (mg/m^3)	Individual (mg/m^3)				Particle Size Determinations: MMAD (µm)	GSD	TMC (mg/m^3)	Chamber Environment: Mean Temperature (°C)	Humidity (%)
63	21-May-02	64	0	0	0	0	0	0				24	44
64	22-May-02	65	0	0	0	0	0	0	1.064	2.005	9.14E-04	25	46
65	23-May-02	66	0	0	0	0	0	0				25	47
66	24-May-02	67	0	0	0	0	0	0				24	51
67	25-May-02	68	0	0	0	0	0	0				25	50
68	26-May-02	69	0	0	0	0	0	0				25	55
69	27-May-02	70	0	0	0	0	0	0				24	52
70	28-May-02	71	0	0	0	0	0	0				24	49
71	29-May-02	72	0	0	0	0	0	0	0.8354	1.564	1.42E-02	24	60
72	30-May-02	73	0	0	0	0	0	0				24	50
73	31-May-02	74	0	0	0	0	0	0				25	52
74	1-Jun-02	75	0	0	0	0	0	0				24	51
75	2-Jun-02	76	0	0	0	0	0	0				24	51
76	3-Jun-02	77	0	0	0	0	0	0				25	51
77	4-Jun-02	78	0	0	0	0	0	0				25	51
78	5-Jun-02	79	0	0	0	0	0	0	7.807	2.584	5.61E-03	25	57
79	6-Jun-02	80	0	0	0	0	0	0				25	54
80	7-Jun-02	81	0	0	0	0	0	0				25	58
81	8-Jun-02	82	0	0	0	0	0	0				25	54
82	9-Jun-02	83	0	0	0	0	0	0				24	52
83	10-Jun-02	84	0	0	0	0	0	0				24	48

GASOLINE ETBE VAPOR CONDENSATE: A ONE-GENERATION
WHOLE-BODY INHALATION REPRODUCTION
TOXICITY STUDY IN RATS

Chamber Monitoring Results
Cumulative Exposure Record
Group I - 0 mg/m^3 (Air Control)

Day	Date	Exposure Number	Nominal (mg/m^3)	Analytical Chamber Concentration: Mean (mg/m^3)	Individual (mg/m^3)				Particle Size Determinations: MMAD (µm)	GSD	TMC (mg/m^3)	Chamber Environment: Mean Temperature (°C)	Humidity (%)
84	11-Jun-02	85	0	0	0	0	0	0				25	56
85	12-Jun-02	86	0	0	0	0	0	0	1.006	2.866	2.02E-02	25	57
86	13-Jun-02	87	0	0	0	0	0	0				25	51
87	14-Jun-02	88	0	0	0	0	0	0				25	56
88	15-Jun-02	89	0	0	0	0	0	0				25	56
89	16-Jun-02	90	0	0	0	0	0	0				25	53
90	17-Jun-02	91	0	0	0	0	0	0				24	51
91	18-Jun-02	92	0	0	0	0	0	0				24	51
92	19-Jun-02	93	0	0	0	0	0	0	1.879	2.251	3.25E-03	24	49
93	20-Jun-02	94	0	0	0	0	0	0				23	50
94	21-Jun-02	95	0	0	0	0	0	0				23	51
95	22-Jun-02	96	0	0	0	0	0	0				23	50
96	23-Jun-02	97	0	0	0	0	0	0				23	50
97	24-Jun-02	98	0	0	0	0	0	0				24	55
98	25-Jun-02	99	0	0	0	0	0	0				24	49
99	26-Jun-02	100	0	0	0	0	0	0	0.7867	1.662	2.61E-02	26	61
100	27-Jun-02	101	0	0	0	0	0	0				25	56
101	28-Jun-02	102	0	0	0	0	0	0				25	48
102	29-Jun-02	103	0	0	0	0	0	0				24	46
103	30-Jun-02	104	0	0	0	0	0	0				25	48
104	1-Jul-02	105	0	0	0	0	0	0				24	48

GASOLINE ETBE VAPOR CONDENSATE: A ONE-GENERATION
WHOLE-BODY INHALATION REPRODUCTION
TOXICITY STUDY IN RATS

Chamber Monitoring Results
Cumulative Exposure Record
Group I - 0 mg/m^3 (Air Control)

Day	Date	Exposure Number	Nominal (mg/m^3)	Analytical Chamber Concentration: Mean (mg/m^3)	Individual (mg/m^3)				Particle Size Determinations: MMAD (µm)	GSD	TMC (mg/m^3)	Chamber Environment: Mean Temperature (°C)	Humidity (%)
105	2-Jul-02	106	0	0	0	0	0	0				25	49
106	3-Jul-02	107	0	0	0	0	0	0				25	50
107	4-Jul-02	108	0	0	0	0	0	0	1.798	2.113	1.13E-02	25	51
108	5-Jul-02	109	0	0	0	0	0	0				25	46
109	6-Jul-02	110	0	0	0	0	0	0				25	49
110	7-Jul-02	111	0	0	0	0	0	0				25	47
111	8-Jul-02	112	0	0	0	0	0	0				24	47
112	9-Jul-02	113	0	0	0	0	0	0				22	47
113	10-Jul-02	114	0	0	0	0	0	0	0.8023	1.786	1.14E-02	22	49
114	11-Jul-02	115	0	0	0	0	0	0				22	43
115	12-Jul-02	116	0	0	0	0	0	0				22	47
116	13-Jul-02	117	0	0	0	0	0	0				22	48
117	14-Jul-02	118	0	0	0	0	0	0				22	54
118	15-Jul-02	119	0	0	0	0	0	0				22	51
119	16-Jul-02	120	0	0	0	0	0	0				22	48
120	17-Jul-02	121	0	0	0	0	0	0	5.790	2.756	8.15E-03	22	48
121	18-Jul-02	122	0	0	0	0	0	0				21	49
122	19-Jul-02	123	0	0	0	0	0	0				21	47
123	20-Jul-02	124	0	0	0	0	0	0				23	54
124	21-Jul-02	125	0	0	0	0	0	0				21	41
125	22-Jul-02	126	0	0	0	0	0	0				21	43

GASOLINE ETBE VAPOR CONDENSATE: A ONE-GENERATION
WHOLE-BODY INHALATION REPRODUCTION
TOXICITY STUDY IN RATS

Chamber Monitoring Results
Cumulative Exposure Record
Group I - 0 mg/m^3 (Air Control)

Day	Date	Exposure Number	Nominal (mg/m^3)	Analytical Chamber Concentration: Mean (mg/m^3)	Individual (mg/m^3)				Particle Size Determinations: MMAD (µm)	GSD	TMC (mg/m^3)	Chamber Environment Mean: Temperature (°C)	Humidity (%)
126	23-Jul-02	127	0	0	0	0	0	0				24	45
127	24-Jul-02	128	0	0	0	0	0	0	1.867	2.277	1.63E-03	21	48
128	25-Jul-02	129	0	0	0	0	0	0				21	40
129	26-Jul-02	130	0	0	0	0	0	0				21	42
130	27-Jul-02	131	0	0	0	0	0	0				21	44
131	28-Jul-02	132	0	0	0	0	0	0				21	41
		Mean	**0**		**0**				**2.353**	**2.201**	**7.15E-03**	**24.3**	**48.1**
		S.D.	**0**		**0**				**2.3**	**0.4**	**0.0**	**1.3**	**6.0**

GASOLINE ETBE VAPOR CONDENSATE: A ONE-GENERATION
WHOLE-BODY INHALATION REPRODUCTION
TOXICITY STUDY IN RATS

Chamber Monitoring Results
Cumulative Exposure Record
Group II - 2000 mg/m^3

Day	Date	Exposure Number	Nominal (mg/m^3)	Analytical Chamber Concentration: Mean (mg/m^3)	Individual (mg/m^3)				Particle Size Determinations: MMAD (µm)	GSD	TMC (mg/m^3)	Chamber Environment Mean: Temperature (°C)	Humidity (%)
0	19-Mar-02	1	2270	2140	2050	2250	2090	2170				25	31
1	20-Mar-02	2	2150	2055	2110	2250	1840	2020	2.073	2.374	1.77E-03	26	37
2	21-Mar-02	3	2010	2060	2010	2100	2040	2090				26	40
3	22-Mar-02	4	2210	2063	1870	2110	2170	2100				26	36
4	23-Mar-02	5	2230	2143	2480	2100	1870	2120				26	35
5	24-Mar-02	6	2130	2043	2090	2060	2020	2000				26	34
6	25-Mar-02	7	2190	2108	2080	2100	2100	2150				25	36
7	26-Mar-02	8	2120	2050	2030	2160	2000	2010				25	40
8	27-Mar-02	9	2150	1990	1920	2060	2010	1970	2.162	1.863	1.01E-03	25	42
9	28-Mar-02	10	2030	2053	2070	2090	2040	2010				25	36
10	29-Mar-02	11	2130	2045	2000	2060	2080	2040				26	40
11	30-Mar-02	12	2150	2023	2000	2090	2000	2000				26	49
12	31-Mar-02	13	2150	2003	1990	1990	2030	2000				26	45
13	1-Apr-02	14	2140	2013	2010	2020	2010	2010				26	42
14	2-Apr-02	15	2130	2105	2070	2090	2160	2100				26	36
15	3-Apr-02	16	2080	1973	1980	2000	1930	1980	1.115	1.960	4.28E-03	26	48
16	4-Apr-02	17	2190	2008	2010	1960	2100	1960				26	35
17	5-Apr-02	18	2180	1953	1860	2010	1970	1970				26	35
18	6-Apr-02	19	2220	2025	2060	2010	2000	2030				26	35
19	7-Apr-02	20	2110	2045	2080	2060	1970	2070				26	34
20	8-Apr-02	21	2050	1950	1930	2020	1930	1920				26	41

GASOLINE ETBE VAPOR CONDENSATE: A ONE-GENERATION
WHOLE-BODY INHALATION REPRODUCTION
TOXICITY STUDY IN RATS

Chamber Monitoring Results
Cumulative Exposure Record
Group II - 2000 mg/m^3

Day	Date	Exposure Number	Nominal (mg/m^3)	Analytical Chamber Concentration: Mean (mg/m^3)	Individual (mg/m^3)				Particle Size Determinations: MMAD (µm)	GSD	TMC (mg/m^3)	Chamber Environment: Mean Temperature (°C)	Humidity (%)
21	9-Apr-02	22	2120	2008	2010	1980	2020	2020				26	53
22	10-Apr-02	23	2150	2013	1960	1990	2040	2060	0.9393	2.255	4.22E-03	26	44
23	11-Apr-02	24	2160	2015	2040	1940	2000	2080				26	45
24	12-Apr-02	25	2070	2053	2090	2040	2100	1980				26	51
25	13-Apr-02	26	2130	1935	1960	2000	1940	1840				26	57
26	14-Apr-02	27	2050	1958	1840	1910	2080	2000				26	56
27	15-Apr-02	28	2150	2043	1900	2220	2160	1890				26	54
28	16-Apr-02	29	2010	2030	2010	2030	2050	2030				25	51
29	17-Apr-02	30	2240	2050	1960	2140	2090	2010	0.7347	1.646	6.06E-03	26	51
30	18-Apr-02	31	2090	2065	2010	2130	2050	2070				26	52
31	19-Apr-02	32	2040	1955	1870	2000	1830	2120				26	51
32	20-Apr-02	33	1850	1883	1960	1760	1810	2000				26	50
33	21-Apr-02	34	1940	2068	2010	1990	2210	2060				26	40
34	22-Apr-02	35	2060	1888	1810	1790	1910	2040				26	46
35	23-Apr-02	36	2150	2173	2200	2050	2360	2080				26	35
36	24-Apr-02	37	2180	1885	2000	1940	1840	1760	2.345	2.396	2.04E-03	26	36
37	25-Apr-02	38	2050	2100	2000	2030	2060	2310				26	46
38	26-Apr-02	39	2150	2010	1860	2000	1970	2210				26	43
39	27-Apr-02	40	2190	2078	1860	2090	2130	2230				26	38
40	28-Apr-02	41	2110	1918	2030	1840	2020	1780				26	51
41	29-Apr-02	42	2130	2093	2070	2180	2110	2010				26	47

GASOLINE ETBE VAPOR CONDENSATE: A ONE-GENERATION
WHOLE-BODY INHALATION REPRODUCTION
TOXICITY STUDY IN RATS

Chamber Monitoring Results
Cumulative Exposure Record
Group II - 2000 mg/m^3

Day	Date	Exposure Number	Nominal (mg/m^3)	Analytical Chamber Concentration: Mean (mg/m^3)	Individual (mg/m^3)				Particle Size Determinations: MMAD (µm)	GSD	TMC (mg/m^3)	Chamber Environment: Mean Temperature (°C)	Humidity (%)
42	30-Apr-02	43	2160	2063	1880	2230	1880	2260				25	44
43	1-May-02	44	2120	2030	2050	2200	1910	1960	0.912	2.000	1.91E-03	26	42
44	2-May-02	45	2110	2043	1960	2090	2040	2080				26	50
45	3-May-02	46	2220	1990	1960	1910	2020	2070				25	42
46	4-May-02	47	2030	1933	2030	1830	1830	2040				26	40
47	5-May-02	48	2010	1980	1730	2110	2030	2050				26	44
48	6-May-02	49	2090	2043	2100	2000	2060	2010				26	49
49	7-May-02	50	2120	2048	2020	2110	1990	2070				26	50
50	8-May-02	51	2170	2055	2110	2070	1950	2090	0.893	1.645	1.89E-03	26	50
51	9-May-02	52	2090	1993	1970	2080	2010	1910				26	48
52	10-May-02	53	2150	2055	2060	2000	2030	2130				26	52
53	11-May-02	54	2130	1985	1970	1930	2050	1990				26	42
54	12-May-02	55	2090	2020	1910	2140	2080	1950				26	52
55	13-May-02	56	2160	2030	1990	2010	2100	2020				26	53
56	14-May-02	57	2070	2063	2060	2070	2150	1970				26	44
57	15-May-02	58	2090	2063	2010	2080	2050	2110	3.639	2.173	4.17E-03	26	43
58	16-May-02	59	1980	1973	1940	2030	1910	2010				26	46
59	17-May-02	60	1990	2045	2170	1970	2080	1960				25	48
60	18-May-02	61	2120	1960	1980	1960	2010	1890				25	47
61	19-May-02	62	2000	2013	1910	2130	2010	2000				25	42
62	20-May-02	63	1990	1885	1760	2130	1670	1980				25	41

GASOLINE ETBE VAPOR CONDENSATE: A ONE-GENERATION
WHOLE-BODY INHALATION REPRODUCTION
TOXICITY STUDY IN RATS

Chamber Monitoring Results
Cumulative Exposure Record
Group II - 2000 mg/m^3

Day	Date	Exposure Number	Nominal (mg/m^3)	Analytical Chamber Concentration: Mean (mg/m^3)	Individual (mg/m^3)				Particle Size Determinations: MMAD (µm)	GSD	TMC (mg/m^3)	Chamber Environment Mean: Temperature (°C)	Humidity (%)
63	21-May-02	64	2010	2078	2130	2090	2060	2030				25	42
64	22-May-02	65	2050	1943	1910	2090	2050	1720	1.358	1.704	1.24E-03	25	44
65	23-May-02	66	2090	1955	1910	1960	2120	1830				24	44
66	24-May-02	67	2040	1968	1950	1910	2050	1960				25	47
67	25-May-02	68	2140	2038	2050	1940	2300	1860				25	48
68	26-May-02	69	2080	2035	1900	2090	2270	1880				25	51
69	27-May-02	70	1990	2058	1880	2340	2210	1800				25	50
70	28-May-02	71	2080	1893	1840	1800	1860	2070				25	46
71	29-May-02	72	2100	1970	1970	2010	2020	1880	0.8403	1.610	1.19E-02	25	48
72	30-May-02	73	2130	2033	1800	2170	2080	2080				25	47
73	31-May-02	74	2040	2143	2000	2250	2250	2070				25	48
74	1-Jun-02	75	2070	1998	1930	1990	2110	1960				25	48
75	2-Jun-02	76	2120	2035	2020	2000	2070	2050				25	49
76	3-Jun-02	77	2110	2030	1910	2090	2080	2040				25	48
77	4-Jun-02	78	2050	2000	2000	2010	1990	2000				25	48
78	5-Jun-02	79	2000	2153	2030	2300	2200	2080	5.966	2.293	1.05E-02	25	55
79	6-Jun-02	80	2050	2015	1980	2040	2030	2010				25	51
80	7-Jun-02	81	2090	1980	1820	2010	2020	2070				25	54
81	8-Jun-02	82	2150	2095	2040	2050	2120	2170				25	51
82	9-Jun-02	83	2070	2085	1960	2120	2180	2080				25	51
83	10-Jun-02	84	2070	1985	2140	2040	1790	1970				25	49

GASOLINE ETBE VAPOR CONDENSATE: A ONE-GENERATION
WHOLE-BODY INHALATION REPRODUCTION
TOXICITY STUDY IN RATS

Chamber Monitoring Results
Cumulative Exposure Record
Group II - 2000 mg/m^3

Day	Date	Exposure Number	Nominal (mg/m^3)	Analytical Chamber Concentration: Mean (mg/m^3)	Individual (mg/m^3)				Particle Size Determinations: MMAD (µm)	GSD	TMC (mg/m^3)	Chamber Environment Mean: Temperature (°C)	Humidity (%)
84	11-Jun-02	85	2110	2008	1900	1970	2100	2060				25	52
85	12-Jun-02	86	2250	2030	1930	2030	2110	2050	0.811	1.879	1.74E-02	26	55
86	13-Jun-02	87	2130	2005	2000	2030	2040	1950				25	49
87	14-Jun-02	88	2140	1960	1840	1950	1970	2080				25	54
88	15-Jun-02	89	2120	2038	1840	1930	2190	2190				25	53
89	16-Jun-02	90	2120	2065	2080	2070	2080	2030				25	51
90	17-Jun-02	91	2100	2083	2130	2050	2060	2090				25	49
91	18-Jun-02	92	2100	2000	2060	2030	1920	1990				24	48
92	19-Jun-02	93	2070	2040	2080	2090	2000	1990	0.891	2.247	2.50E-03	24	46
93	20-Jun-02	94	2120	2028	1940	1940	2110	2120				23	46
94	21-Jun-02	95	2080	2050	2060	1920	2010	2210				23	47
95	22-Jun-02	96	2190	2023	1920	2060	2070	2040				23	46
96	23-Jun-02	97	1970	1948	1890	1940	1990	1970				23	45
97	24-Jun-02	98	2160	2018	2130	2000	1950	1990				24	51
98	25-Jun-02	99	2100	2018	1950	2060	2060	2000				25	48
99	26-Jun-02	100	2060	2058	2030	2110	2180	1910	0.7932	1.854	3.56E-02	26	62
100	27-Jun-02	101	2090	1970	2010	1910	1820	2140				25	56
101	28-Jun-02	102	2090	2070	2050	2060	2120	2050				25	48
102	29-Jun-02	103	1820	2083	2050	2360	1980	1940				25	47
103	30-Jun-02	104	2030	1875	1610	2030	1980	1880				25	48
104	1-Jul-02	105	1920	2090	1910	1960	2210	2280				25	49

GASOLINE ETBE VAPOR CONDENSATE: A ONE-GENERATION
WHOLE-BODY INHALATION REPRODUCTION
TOXICITY STUDY IN RATS

Chamber Monitoring Results
Cumulative Exposure Record
Group II - 2000 mg/m^3

Day	Date	Exposure Number	Nominal (mg/m^3)	Analytical Chamber Concentration: Mean (mg/m^3)	Individual (mg/m^3)				Particle Size Determinations: MMAD (µm)	GSD	TMC (mg/m^3)	Chamber Environment: Mean Temperature (°C)	Humidity (%)
105	2-Jul-02	106	1940	2008	2010	2280	1760	1980				25	47
106	3-Jul-02	107	1790	1953	1880	1990	2540	1400				25	50
107	4-Jul-02	108	2200	1923	1800	2020	2040	1830	10.330	3.553	1.70E-02	25	50
108	5-Jul-02	109	1960	2005	2250	1920	2060	1790				25	46
109	6-Jul-02	110	2050	2053	2270	1990	1980	1970				25	47
110	7-Jul-02	111	2060	2023	2010	2040	2030	2010				25	46
111	8-Jul-02	112	2010	2003	2060	2030	1990	1930				24	44
112	9-Jul-02	113	2030	1975	2030	1880	1980	2010				22	45
113	10-Jul-02	114	2160	2020	1900	2150	1970	2060	0.8632	2.636	1.58E-02	23	48
114	11-Jul-02	115	2120	1995	1980	2010	1880	2110				23	39
115	12-Jul-02	116	2490	1983	1780	2160	1810	2180				23	44
116	13-Jul-02	117	2000	1953	1930	1970	1970	1940				22	45
117	14-Jul-02	118	1910	1863	2190	1660	1820	1780				23	50
118	15-Jul-02	119	2040	1960	1920	1990	1900	2030				22	46
119	16-Jul-02	120	2330	2068	2030	2130	2020	2090				22	45
120	17-Jul-02	121	2120	2075	2110	2100	2060	2030	1.080	2.484	3.97E-03	22	45
121	18-Jul-02	122	2120	2013	1960	2110	2090	1890				21	45
122	19-Jul-02	123	2150	2023	1980	1960	2160	1990				21	44
123	20-Jul-02	124	2140	2010	2140	2070	1820	2010				23	53
		Mean	**2096**		**2040**				**2.097**	**2.143**	**7.96E-03**	**25.1**	**46.1**
		S.D.	**92**		**109**				**2.4**	**0.5**	**0.0**	**1.2**	**5.7**

GASOLINE ETBE VAPOR CONDENSATE: A ONE-GENERATION
WHOLE-BODY INHALATION REPRODUCTION
TOXICITY STUDY IN RATS

Chamber Monitoring Results
Cumulative Exposure Record
Group III - 10000 mg/m^3

Day	Date	Exposure Number	Nominal (mg/m^3)	Analytical Chamber Concentration: Mean (mg/m^3)	Individual (mg/m^3)				Particle Size Determinations: MMAD (µm)	GSD	TMC (mg/m^3)	Chamber Environment: Mean Temperature (°C)	Humidity (%)
0	19-Mar-02	1	10100	9820	10000	9660	9620	10000				25	31
1	20-Mar-02	2	10800	9870	9960	10500	8520	10500	3.515	2.355	2.08E-03	26	36
2	21-Mar-02	3	9460	10190	10000	10400	9860	10500				26	39
3	22-Mar-02	4	10300	10550	9790	11100	10900	10400				26	35
4	23-Mar-02	5	10300	10680	10600	10400	10900	10800				25	34
5	24-Mar-02	6	10400	10260	9590	10900	11100	9460				26	34
6	25-Mar-02	7	10700	10250	10100	10400	10500	10000				25	36
7	26-Mar-02	8	11000	10370	9860	10600	10300	10700				25	39
8	27-Mar-02	9	11000	10250	9990	10500	10000	10500	1.461	1.980	4.90E-04	25	40
9	28-Mar-02	10	10900	10500	10600	10700	10600	10100				25	34
10	29-Mar-02	11	11000	10700	10500	10800	10800	10700				26	36
11	30-Mar-02	12	10800	10230	9720	10500	10400	10300				26	47
12	31-Mar-02	13	10600	10290	9560	10700	10000	10900				26	41
13	1-Apr-02	14	10400	10220	9720	9960	10700	10500				26	39
14	2-Apr-02	15	10700	10730	10600	10500	11100	10700				26	33
15	3-Apr-02	16	11200	10330	9920	10800	10400	10200	1.167	2.392	3.93E-03	26	45
16	4-Apr-02	17	10700	9478	9430	9990	9990	8500				26	32
17	5-Apr-02	18	11100	10360	9620	10900	10400	10500				26	32
18	6-Apr-02	19	10600	10120	10400	9790	10100	10200				26	33
19	7-Apr-02	20	9940	9988	9690	9960	10200	10100				26	32
20	8-Apr-02	21	10700	10220	9720	10800	11400	8950				26	37

GASOLINE ETBE VAPOR CONDENSATE: A ONE-GENERATION
WHOLE-BODY INHALATION REPRODUCTION
TOXICITY STUDY IN RATS

Chamber Monitoring Results
Cumulative Exposure Record
Group III - 10000 mg/m^3

Day	Date	Exposure Number	Nominal (mg/m^3)	Analytical Chamber Concentration: Mean (mg/m^3)	Individual (mg/m^3)				Particle Size Determinations: MMAD (µm)	GSD	TMC (mg/m^3)	Chamber Environment: Mean Temperature (°C)	Humidity (%)
21	9-Apr-02	22	10200	9728	8240	9070	11100	10500				26	49
22	10-Apr-02	23	11300	10440	9760	10500	10800	10700	2.7780	2.552	6.66E-03	26	41
23	11-Apr-02	24	11200	10420	9760	10600	10600	10700				26	41
24	12-Apr-02	25	10700	10450	10300	10600	10300	10600				26	46
25	13-Apr-02	26	11100	10380	10100	10600	10400	10400				25	53
26	14-Apr-02	27	11100	10340	9660	10500	10300	10900				26	51
27	15-Apr-02	28	10500	10230	10000	10500	10100	10300				26	50
28	16-Apr-02	29	10900	10430	9920	10300	10800	10700				26	48
29	17-Apr-02	30	10500	9960	9620	9620	10400	10200	0.7700	1.585	3.88E-03	26	48
30	18-Apr-02	31	11200	10230	9720	10400	10100	10700				26	49
31	19-Apr-02	32	10600	10450	10400	10700	10300	10400				26	48
32	20-Apr-02	33	10800	10850	11100	10900	10800	10600				26	47
33	21-Apr-02	34	10200	10150	10100	9690	10500	10300				26	38
34	22-Apr-02	35	10300	10260	9790	9660	11100	10500				26	43
35	23-Apr-02	36	10600	10340	10600	9960	10200	10600				25	33
36	24-Apr-02	37	10900	10340	8660	11500	10200	11000	1.336	1.728	1.81E-03	26	33
37	25-Apr-02	38	11300	10950	10400	11000	10600	11800				26	44
38	26-Apr-02	39	11200	10340	9960	10300	10200	10900				26	39
39	27-Apr-02	40	11000	9803	8520	9590	10400	10700				25	35
40	28-Apr-02	41	11200	10270	9760	10000	10500	10800				26	47
41	29-Apr-02	42	11100	10320	9590	10900	10000	10800				26	43

GASOLINE ETBE VAPOR CONDENSATE: A ONE-GENERATION
WHOLE-BODY INHALATION REPRODUCTION
TOXICITY STUDY IN RATS

Chamber Monitoring Results
Cumulative Exposure Record
Group III - 10000 mg/m^3

Day	Date	Exposure Number	Nominal (mg/m^3)	Analytical Chamber Concentration: Mean (mg/m^3)	Individual (mg/m^3)				Particle Size Determinations: MMAD (µm)	GSD	TMC (mg/m^3)	Chamber Environment Mean: Temperature (°C)	Humidity (%)
42	30-Apr-02	43	11100	10620	9960	11200	11000	10300				25	40
43	1-May-02	44	10500	10530	11300	10500	10100	10200	1.271	3.797	6.90E-03	26	39
44	2-May-02	45	10700	10130	10100	10400	10000	10000				26	48
45	3-May-02	46	12100	10190	9460	9990	10700	10600				26	38
46	4-May-02	47	10800	10390	10500	11200	9760	10100				26	37
47	5-May-02	48	11300	11050	10600	11500	10900	11200				26	41
48	6-May-02	49	11000	10680	10000	10900	11300	10500				26	45
49	7-May-02	50	11000	10700	10800	10600	10700	10700				26	47
50	8-May-02	51	9970	9895	8360	11100	9920	10200	1.090	2.225	2.32E-03	26	45
51	9-May-02	52	10600	10500	11000	9690	10300	11000				26	45
52	10-May-02	53	11500	10610	9920	10900	11100	10500				26	49
53	11-May-02	54	10600	10200	9790	10000	10800	10200				26	38
54	12-May-02	55	10900	10830	10400	10300	11100	11500				26	48
55	13-May-02	56	10600	10470	10800	9460	10800	10800				26	50
56	14-May-02	57	10600	10090	9660	10400	9990	10300				26	49
57	15-May-02	58	10900	9895	9720	9560	10000	10300	2.033	2.464	2.49E-03	26	39
58	16-May-02	59	10900	10200	10000	10000	10400	10400				26	42
59	17-May-02	60	10700	10410	10100	9820	10500	11200				25	46
60	18-May-02	61	10800	10170	9660	10400	10300	10300				25	44
61	19-May-02	62	10400	10190	9660	10200	10200	10700				25	39
62	20-May-02	63	10300	10070	9560	10200	10200	10300				24	37

GASOLINE ETBE VAPOR CONDENSATE: A ONE-GENERATION
WHOLE-BODY INHALATION REPRODUCTION
TOXICITY STUDY IN RATS

Chamber Monitoring Results
Cumulative Exposure Record
Group III - 10000 mg/m^3

Day	Date	Exposure Number	Nominal (mg/m^3)	Analytical Chamber Concentration: Mean (mg/m^3)	Individual (mg/m^3)				Particle Size Determinations: MMAD (µm)	GSD	TMC (mg/m^3)	Chamber Environment: Mean Temperature (°C)	Humidity (%)
63	21-May-02	64	10900	10900	10300	10800	11100	11400				25	39
64	22-May-02	65	10100	10730	10000	10600	10800	11500	12.270	3.297	6.89E-03	24	40
65	23-May-02	66	10000	10230	9130	10200	11100	9990				25	41
66	24-May-02	67	10500	9940	8560	10300	10300	10600				25	44
67	25-May-02	68	11000	10250	9020	11200	9990	10800				25	44
68	26-May-02	69	10600	10470	10900	10500	10500	9960				25	48
69	27-May-02	70	11700	10180	9620	10000	10000	11100				25	46
70	28-May-02	71	11000	10400	10000	10100	10200	9860				25	43
71	29-May-02	72	11000	10240	10100	10400	9960	10500	0.8113	1.690	1.37E-02	25	46
72	30-May-02	73	10900	10830	10400	11300	10900	10700				25	45
73	31-May-02	74	10900	10980	10000	11300	11300	11300				25	45
74	1-Jun-02	75	10700	10680	10200	10800	10600	11100				25	45
75	2-Jun-02	76	11100	10130	9920	9890	10700	10000				25	46
76	3-Jun-02	77	10800	10230	9720	10200	10500	10500				25	44
77	4-Jun-02	78	10300	10300	9890	10500	10300	10500				25	44
78	5-Jun-02	79	9850	10520	9990	11100	10600	10400	2.119	2.911	4.44E-03	25	49
79	6-Jun-02	80	10800	10280	10300	10400	10100	10300				25	47
80	7-Jun-02	81	10200	9830	9460	10100	10200	9560				25	50
81	8-Jun-02	82	11100	10660	9920	10400	11000	11300				25	48
82	9-Jun-02	83	10200	10550	10300	10800	10500	10600				25	46
83	10-Jun-02	84	11200	9943	8800	9070	10900	11000				25	44

GASOLINE ETBE VAPOR CONDENSATE: A ONE-GENERATION
WHOLE-BODY INHALATION REPRODUCTION
TOXICITY STUDY IN RATS

Chamber Monitoring Results
Cumulative Exposure Record
Group III - 10000 mg/m^3

Day	Date	Exposure Number	Nominal (mg/m^3)	Analytical Chamber Concentration: Mean (mg/m^3)	Individual (mg/m^3)				Particle Size Determinations: MMAD (µm)	GSD	TMC (mg/m^3)	Chamber Environment Mean: Temperature (°C)	Humidity (%)
84	11-Jun-02	85	11200	10360	9620	10700	10500	10600				25	48
85	12-Jun-02	86	10600	10600	10200	10400	11000	10800	0.733	1.662	2.32E-02	25	51
86	13-Jun-02	87	10700	10060	10400	10000	10800	9020				25	46
87	14-Jun-02	88	11300	10500	9660	9820	11100	11400				25	49
88	15-Jun-02	89	10100	10100	9790	10300	10200	10100				25	50
89	16-Jun-02	90	10600	11080	10900	11300	10800	11300				25	47
90	17-Jun-02	91	10200	10550	10000	10500	10700	11000				24	45
91	18-Jun-02	92	10800	10900	11200	11200	10800	10400				24	45
92	19-Jun-02	93	11000	11000	10700	11700	10800	10800	0.747	2.237	4.81E-03	24	44
93	20-Jun-02	94	10800	10500	10400	10600	10700	10300				24	43
94	21-Jun-02	95	10800	10630	10600	10600	10600	10700				24	45
95	22-Jun-02	96	10500	10190	10600	9960	10500	9690				24	43
96	23-Jun-02	97	10300	9865	8660	10400	10300	10100				24	42
97	24-Jun-02	98	11000	10150	9790	10100	10400	10300				25	47
98	25-Jun-02	99	10800	10350	9790	10300	11000	10300				25	42
99	26-Jun-02	100	10700	10780	10100	11500	11200	10300	0.7386	1.483	5.27E-02	26	54
100	27-Jun-02	101	10600	10650	10100	10000	11000	11500				25	50
101	28-Jun-02	102	10800	10630	10700	10700	10600	10500				24	42
102	29-Jun-02	103	10900	10930	10500	11400	10900	10900				25	40
103	30-Jun-02	104	10900	10150	10200	9890	10000	10500				24	41
104	1-Jul-02	105	10500	10380	10200	10400	10500	10400				24	45

GASOLINE ETBE VAPOR CONDENSATE: A ONE-GENERATION
WHOLE-BODY INHALATION REPRODUCTION
TOXICITY STUDY IN RATS

Chamber Monitoring Results
Cumulative Exposure Record
Group III - 10000 mg/m^3

Day	Date	Exposure Number	Nominal (mg/m^3)	Analytical Chamber Concentration: Mean (mg/m^3)	Individual (mg/m^3)				Particle Size Determinations: MMAD (µm)	GSD	TMC (mg/m^3)	Chamber Environment Mean: Temperature (°C)	Humidity (%)
105	2-Jul-02	106	10500	10120	9690	10200	10200	10400				25	43
106	3-Jul-02	107	10900	10350	10400	10200	10200	10600				24	44
107	4-Jul-02	108	10900	10320	9960	10400	10600	10300	0.854	1.556	7.36E-03	25	43
108	5-Jul-02	109	11000	10520	9960	10100	10800	11200				25	42
109	6-Jul-02	110	10600	10350	10100	10500	10500	10300				25	42
110	7-Jul-02	111	10900	10750	10500	10900	10800	10800				25	41
111	8-Jul-02	112	10800	10680	10000	10900	10700	11100				24	39
112	9-Jul-02	113	11000	10480	10400	10500	10600	10400				23	42
113	10-Jul-02	114	11200	10450	10100	10800	10400	10500	1.1110	2.957	1.52E-02	23	44
114	11-Jul-02	115	11100	10320	10400	10600	9960	10300				23	38
115	12-Jul-02	116	10700	10150	10300	10100	10200	10000				23	42
116	13-Jul-02	117	10600	10300	10200	10600	10000	10400				23	42
117	14-Jul-02	118	10900	10280	10600	10100	10000	10400				23	48
118	15-Jul-02	119	10900	10700	10400	10900	10500	11000				23	44
119	16-Jul-02	120	11200	10680	10600	11000	10500	10600				23	42
120	17-Jul-02	121	11200	10700	10700	10800	10500	10800	0.822	2.014	3.78E-03	22	43
121	18-Jul-02	122	11200	10550	10300	10600	10600	10700				22	43
122	19-Jul-02	123	11200	10220	10100	9690	10700	10400				21	43
123	20-Jul-02	124	11100	10780	10900	10500	10900	10800				24	50
124	21-Jul-02	125	10800	10430	10300	10200	10800	10400				22	38
125	22-Jul-02	126	11100	10280	8800	11300	10700	10300				21	39
126	23-Jul-02	127	10500	10070	10200	9790	9990	10300				21	42
		Mean	**10773**		**10453**				**1.979**	**2.271**	**9.04E-03**	**25.0**	**42.8**
		S.D.	**386**		**507**				**2.7**	**0.6**	**0.0**	**1.2**	**5.0**

GASOLINE ETBE VAPOR CONDENSATE: A ONE-GENERATION
WHOLE-BODY INHALATION REPRODUCTION
TOXICITY STUDY IN RATS

Chamber Monitoring Results
Cumulative Exposure Record
Group IV - 20000 mg/m^3

Day	Date	Exposure Number	Nominal (mg/m^3)	Analytical Chamber Concentration: Mean (mg/m^3)	Individual (mg/m^3)				Particle Size Determinations: MMAD (µm)	GSD	TMC (mg/m^3)	Chamber Environment Mean: Temperature (°C)	Humidity (%)
0	19-Mar-02	1	19700	19330	19600	16000	20700	21000				25	29
1	20-Mar-02	2	19600	20150	20200	21200	19200	20000	1.183	1.606	8.53E-04	25	34
2	21-Mar-02	3	19000	20000	19800	20300	20300	19600				26	36
3	22-Mar-02	4	20600	20600	18300	22000	21400	20700				26	33
4	23-Mar-02	5	19700	19880	20600	20000	19200	19700				25	33
5	24-Mar-02	6	19900	21030	21600	20600	20100	21800				26	32
6	25-Mar-02	7	20200	20850	20800	21500	20700	20400				26	34
7	26-Mar-02	8	20300	20530	20400	21100	20400	20200				25	38
8	27-Mar-02	9	20200	19530	19600	20200	20700	17600	1.351	1.729	7.78E-04	25	39
9	28-Mar-02	10	20000	20330	19800	20000	20700	20800				25	34
10	29-Mar-02	11	20400	20980	20500	21800	21100	20500				26	36
11	30-Mar-02	12	19200	20400	19600	21300	20700	20000				25	47
12	31-Mar-02	13	20600	21180	22400	19900	20500	21900				25	42
13	1-Apr-02	14	20700	20580	19700	20900	21100	20600				26	40
14	2-Apr-02	15	20200	20930	20200	21500	21000	21000				25	34
15	3-Apr-02	16	20400	20650	20700	20900	20700	20300	0.915	1.651	2.23E-03	26	45
16	4-Apr-02	17	20200	19550	18600	19000	20300	20300				26	33
17	5-Apr-02	18	20900	20050	17700	21300	20500	20700				26	34
18	6-Apr-02	19	21000	20400	19800	20800	20500	20500				26	33
19	7-Apr-02	20	20200	20400	20700	20200	20300	20400				26	33
20	8-Apr-02	21	20300	20350	19400	20900	20100	21000				26	39

GASOLINE ETBE VAPOR CONDENSATE: A ONE-GENERATION
WHOLE-BODY INHALATION REPRODUCTION
TOXICITY STUDY IN RATS

Chamber Monitoring Results
Cumulative Exposure Record
Group IV - 20000 mg/m^3

Day	Date	Exposure Number	Nominal (mg/m^3)	Analytical Chamber Concentration Mean (mg/m^3)	Individual (mg/m^3)				Particle Size Determinations MMAD (µm)	GSD	TMC (mg/m^3)	Chamber Environment Mean Temperature (°C)	Humidity (%)
21	9-Apr-02	22	19500	21030	22900	20000	21000	20200				26	51
22	10-Apr-02	23	20000	19780	19200	20000	21000	18900	0.8038	1.909	3.16E-03	26	44
23	11-Apr-02	24	20600	20100	18800	20600	20600	20400				26	42
24	12-Apr-02	25	20300	20350	20000	20700	20700	20000				26	48
25	13-Apr-02	26	18900	20030	19300	19100	20500	21200				26	55
26	14-Apr-02	27	20900	20530	19900	20500	21100	20600				26	52
27	15-Apr-02	28	20900	20700	20000	20400	21400	21000				26	50
28	16-Apr-02	29	20700	20600	20300	21200	20600	20300				26	49
29	17-Apr-02	30	20700	20100	18500	19100	21400	21400	0.8372	1.657	4.99E-03	26	48
30	18-Apr-02	31	20100	20830	20400	21000	20900	21000				26	48
31	19-Apr-02	32	19500	19900	19000	20300	20200	20100				26	47
32	20-Apr-02	33	17800	19700	19400	19900	19600	19900				26	46
33	21-Apr-02	34	19200	19250	19200	19600	18600	19600				26	38
34	22-Apr-02	35	20500	20500	18800	20300	22400	20500				26	44
35	23-Apr-02	36	19600	20600	19600	20900	21100	20800				26	35
36	24-Apr-02	37	19900	20980	20700	21000	21000	21200	1.385	1.886	1.87E-03	26	33
37	25-Apr-02	38	20000	20630	20700	20300	20700	20800				26	43
38	26-Apr-02	39	20600	20350	19600	19500	20400	21900				25	39
39	27-Apr-02	40	21400	20480	17300	21900	21900	20800				26	36
40	28-Apr-02	41	20800	19880	18500	20300	20400	20300				26	48
41	29-Apr-02	42	20900	20750	21800	20700	20200	20300				26	44

GASOLINE ETBE VAPOR CONDENSATE: A ONE-GENERATION
WHOLE-BODY INHALATION REPRODUCTION
TOXICITY STUDY IN RATS

Chamber Monitoring Results
Cumulative Exposure Record
Group IV - 20000 mg/m^3

Day	Date	Exposure Number	Nominal (mg/m^3)	Analytical Chamber Concentration: Mean (mg/m^3)	Individual (mg/m^3)				Particle Size Determinations: MMAD (µm)	GSD	TMC (mg/m^3)	Chamber Environment: Mean Temperature (°C)	Humidity (%)
42	30-Apr-02	43	19400	19300	19800	20500	20000	16900				26	41
43	1-May-02	44	19300	20350	21300	20300	19600	20200	0.718	2.248	4.81E-03	26	40
44	2-May-02	45	20600	20550	19500	20700	21000	21000				26	47
45	3-May-02	46	20500	19850	19000	19900	19700	20800				26	38
46	4-May-02	47	20100	20030	20100	20000	20000	20000				26	38
47	5-May-02	48	20300	20380	20500	20000	20400	20600				26	42
48	6-May-02	49	20200	20250	19600	20700	20200	20500				26	46
49	7-May-02	50	20100	21000	21000	21800	20800	20400				26	46
50	8-May-02	51	19700	20250	20000	20600	20000	20400	0.847	1.467	1.62E-03	26	45
51	9-May-02	52	20000	19980	19300	20000	20000	20600				26	44
52	10-May-02	53	19800	19600	19100	19900	20100	19300				26	48
53	11-May-02	54	20300	19850	19500	20400	19500	20000				26	39
54	12-May-02	55	20000	20280	18800	20500	21200	20600				26	46
55	13-May-02	56	19400	20430	19700	20600	21000	20400				26	49
56	14-May-02	57	19600	20180	19600	20700	20800	19600				26	41
57	15-May-02	58	20300	20050	19200	19600	20000	21400	1.449	1.902	1.92E-03	26	39
58	16-May-02	59	19800	20030	20000	18800	21000	20300				26	42
59	17-May-02	60	19700	20450	20000	20700	21200	19900				25	45
60	18-May-02	61	19600	20200	19400	20000	20300	21100				25	44
61	19-May-02	62	19500	20750	20200	21200	21400	20200				25	38
62	20-May-02	63	19500	20750	20100	20700	21100	21100				25	38

GASOLINE ETBE VAPOR CONDENSATE: A ONE-GENERATION
WHOLE-BODY INHALATION REPRODUCTION
TOXICITY STUDY IN RATS

Chamber Monitoring Results
Cumulative Exposure Record
Group IV - 20000 mg/m^3

Day	Date	Exposure Number	Nominal (mg/m^3)	Analytical Chamber Concentration: Mean (mg/m^3)	Individual (mg/m^3)				Particle Size Determinations: MMAD (µm)	GSD	TMC (mg/m^3)	Chamber Environment: Mean Temperature (°C)	Humidity (%)
63	21-May-02	64	19300	19680	16900	20000	21400	20400				25	40
64	22-May-02	65	19700	19900	19600	20000	20000	20000	0.848	2.092	2.70E-03	25	40
65	23-May-02	66	19600	19850	19200	19900	20300	20000				25	40
66	24-May-02	67	20000	20000	19700	19600	20400	20300				25	44
67	25-May-02	68	21400	20830	16200	21600	22700	22800				25	44
68	26-May-02	69	20900	21850	23400	21500	21200	21300				25	48
69	27-May-02	70	21100	20030	19600	19300	19900	21300				25	46
70	28-May-02	71	20200	19800	19700	19300	20200	20000				25	43
71	29-May-02	72	20200	19630	19600	19400	19200	20300	0.8227	2.076	1.49E-02	25	45
72	30-May-02	73	19900	20580	20000	20800	20700	20800				25	44
73	31-May-02	74	20300	20350	19900	20000	20800	20700				25	45
74	1-Jun-02	75	20000	20330	19600	20800	21200	19700				25	45
75	2-Jun-02	76	20400	19830	19300	20000	20000	20000				25	45
76	3-Jun-02	77	19400	19850	18100	20800	20600	19900				25	43
77	4-Jun-02	78	19800	20230	19400	20700	20800	20000				25	45
78	5-Jun-02	79	19900	20880	20300	21700	20700	20800	0.922	2.261	3.74E-03	25	48
79	6-Jun-02	80	19700	19980	20000	19200	20000	20700				26	47
80	7-Jun-02	81	19900	19530	18200	20300	20000	19600				25	50
81	8-Jun-02	82	20100	20900	18800	21600	21400	21800				25	48
82	9-Jun-02	83	18200	19750	20100	19700	19600	19600				25	46
83	10-Jun-02	84	20300	19600	20400	18600	19300	20100				25	45

GASOLINE ETBE VAPOR CONDENSATE: A ONE-GENERATION
WHOLE-BODY INHALATION REPRODUCTION
TOXICITY STUDY IN RATS

Chamber Monitoring Results
Cumulative Exposure Record
Group IV - 20000 mg/m^3

Day	Date	Exposure Number	Nominal (mg/m^3)	Analytical Chamber Concentration: Mean (mg/m^3)	Individual (mg/m^3)				Particle Size Determinations: MMAD (µm)	GSD	TMC (mg/m^3)	Chamber Environment: Mean Temperature (°C)	Humidity (%)
84	11-Jun-02	85	20200	19800	18600	20200	20300	20100				25	48
85	12-Jun-02	86	20000	20200	19600	19900	20500	20800	0.746	1.761	2.27E-02	26	50
86	13-Jun-02	87	20200	20400	19500	21000	21700	19400				25	45
87	14-Jun-02	88	20400	19780	18200	19300	21300	20300				25	49
88	15-Jun-02	89	19500	19300	15000	20300	20900	21000				25	50
89	16-Jun-02	90	20000	21250	21000	21200	21200	21600				25	46
90	17-Jun-02	91	19800	20680	20400	21100	20400	20800				25	45
91	18-Jun-02	92	20200	20080	20000	19800	20100	20400				24	44
92	19-Jun-02	93	19900	20580	20200	20800	20500	20800	0.704	1.665	4.48E-03	24	43
93	20-Jun-02	94	20200	20630	19700	21100	20800	20900				23	43
94	21-Jun-02	95	19700	21150	21800	21100	21100	20600				24	44
95	22-Jun-02	96	20100	20200	19600	20500	20400	20300				23	42
96	23-Jun-02	97	20100	19750	18100	20400	20300	20200				24	42
97	24-Jun-02	98	19600	20130	19400	19200	20800	21100				24	45
98	25-Jun-02	99	20200	20350	20000	20300	20700	20400				25	42
99	26-Jun-02	100	20000	20830	20700	21500	20800	20300	0.7487	1.668	6.39E-02	26	54
100	27-Jun-02	101	20100	20350	19200	20700	20700	20800				25	51
101	28-Jun-02	102	20200	20380	19800	20700	20500	20500				25	42
102	29-Jun-02	103	19900	20750	20000	21100	20800	21100				25	41
103	30-Jun-02	104	19100	20450	20400	20100	19700	21600				25	42
104	1-Jul-02	105	20600	19580	17900	19500	20300	20600				25	44

GASOLINE ETBE VAPOR CONDENSATE: A ONE-GENERATION
WHOLE-BODY INHALATION REPRODUCTION
TOXICITY STUDY IN RATS

Chamber Monitoring Results
Cumulative Exposure Record
Group IV - 20000 mg/m^3

Day	Date	Exposure Number	Nominal (mg/m^3)	Analytical Chamber Concentration: Mean (mg/m^3)	Individual (mg/m^3)				Particle Size Determinations: MMAD (µm)	GSD	TMC (mg/m^3)	Chamber Environment: Mean Temperature (°C)	Humidity (%)
105	2-Jul-02	106	20300	20180	19600	20600	20300	20200				25	42
106	3-Jul-02	107	20200	20630	20400	20600	21000	20500				25	44
107	4-Jul-02	108	20700	20330	19400	20200	20200	21500	1.135	2.959	1.04E-02	25	43
108	5-Jul-02	109	20300	20800	20100	20900	21000	21200				25	41
109	6-Jul-02	110	20500	21600	21100	21200	21800	22300				25	41
110	7-Jul-02	111	20100	19730	20300	20300	20800	17500				25	40
111	8-Jul-02	112	20300	20530	20200	20600	20500	20800				24	40
112	9-Jul-02	113	20200	20530	20100	20600	20700	20700				23	41
113	10-Jul-02	114	20700	20430	19200	21000	20700	20800	1.7030	3.393	1.57E-02	23	42
114	11-Jul-02	115	20400	20430	20000	20600	20700	20400				23	36
115	12-Jul-02	116	20400	20330	20100	20600	20500	20100				23	40
116	13-Jul-02	117	20400	20980	20400	21400	21100	21000				23	42
117	14-Jul-02	118	20300	20250	19900	20100	19900	21100				23	46
118	15-Jul-02	119	19800	19880	19800	18600	20800	20300				23	43
119	16-Jul-02	120	20200	20380	20000	20600	20200	20700				23	42
120	17-Jul-02	121	20500	20230	19700	20400	20300	20500	3.084	2.732	7.00E-03	22	41
121	18-Jul-02	122	20000	19980	18500	19500	20700	21200				22	42
122	19-Jul-02	123	19500	20180	20100	20600	20000	20000				21	41
123	20-Jul-02	124	20200	20480	19100	21200	20700	20900				24	49
124	21-Jul-02	125	19900	20780	19800	21600	21100	20600				22	37
125	22-Jul-02	126	20200	20730	20300	20400	20800	21400				21	37
126	23-Jul-02	127	19600	20280	20500	20400	20100	20100				21	40
		Mean	**20069**		**20417**				**1.122**	**2.037**	**9.32E-03**	**25.0**	**42.5**
		S.D.	**541**		**815**				**0.6**	**0.5**	**0.0**	**1.2**	**5.1**

	Inhalation Report	Appendix A

Table III
Equipment List

Exposure Chamber
1500 Liter glass and stainless steel chamber, (Unifab Cages)

Chamber Air-flow Gauges
Dwyer® Magnehelic® gauge (Dwyer® Instruments Inc.), calibrated prestudy with a Side Trak™ III, equipped with a Digital Meter, Model 831-N2 (Sierra Instruments, Inc.)

Chamber Static Pressure
Dwyer® Magnehelic® gauge (Dwyer® Instruments Inc.); calibrated prestudy with a Dwyer® Mark II Manometer, Model 25 (Dwyer® Instruments Inc.)

Compound Generator
Counter-Current Volatilization Unit, coiled glass rod insert with nichrome wire (Crown Glass Co., Inc.)
Flowmeter with built-in valve, size 0-65 mm, tube #'s 6G02R3, 6G03R3, 6G04R3 (Key Instruments)
Variable Autotransformer, Type 3PN 1010 (Staco Energy Products Company)
T° Sentry Digital Alarm Module, Model 110 (Hampshire Controls Corp.)
Balston® Microfibre™ Disposable Filter Units, No. L9933-05 (Grade DQ)
Quick-disconnect fitting with toggle valve (Rego®)

Compound Reservoir
5-gallon cylinder (Manchester Tank)

Balance
Mettler PM30000K (Mettler Instrument Corporation)
Pelooze, Model No. 4010

	Inhalation Report	Appendix A

Table III
Equipment List

Flowmeters
Flowmeter, size 0-4, 0-10, 0-20, 0-30, 0-40 Lpm (Dwyer® Instruments Inc.)
Top Trak™ Mass Flow Meter size 0-1 Lpm, Model 821-1 (Sierra Instruments), calibrated prestudy with a Gilibrator® Bubble Generator, P/N D800286, S/N 569-S, flow cell assembly P/N D80026B, BD #1860

Pressure/Vacuum Gauges
Matheson® backpressure gauge (P/N 63-3161)
Norgreen backpressure gauge (P/N 9892K23)
Dwyer® Magnehelic® gauge (Dwyer® Instruments Inc.)
Gast® vacuum gauge, Model 169-01
Marshall Town Backpressure gauge (P/N 88901)

Regulator
Norgreen (P/N 9892K23)

Valves
Metering Valve, Model SS-4L Series (Nupro® Co.)

Tubing
Teflon®, size 1/8”, 1/4”, 1/2”
Plastic Size 1/4”, 1/2” (Norton)
Stainless steel 1/2”
T-Tube, stainless steel
Glass elbow tube (Crown Glass Co.)
Stainless steel cross (Swage)

Filter
Balston® Microfibre™ Disposable Filter Unit, No. L9933-05 (Grade DQ)

Air Analyzer
MIRAN® 1A-CVF Ambient Air Analyzer (Wilks) with a Cole Parmer strip recorder Model 201 and a Micronta® LCD Benchtop Digital Multimeter No. 22-195

	Inhalation Report	Appendix A

Table III
Equipment List

Particle Sizer/Analyzer
TSI Aerodynamic Particle Sizer, Model 331001 and a DELL computer, Model 486P/25, equipped with an Epson LQ-570+ Dot matrix printer, Model P630B

Absorbent Tube Sampling
Charcoal Tubes, ORBO-32, Lot #2000 (Supelco)

Vacuum Pumps
Thomas Industries Inc., Model 707CM50, 107CA18 3

Timer
Gralab Universal Timer, Model 171

Environmental Monitoring
VWR Big Digit Temperature and Humidity Gauge, tested prestudy with a VWR NIST Traceable Digital Hygrometer/Thermometer
Oxygen/Gas Analyzer, Model 12145 (Gastech)
Digital Sound Level Meter, Model 840029 (Speer Scientific)
Photometer/Light Meter (Quantum Instruments)

	Inhalation Report	Appendix A

Table IV
Chamber Distribution Records

Group (target)	Date	Port	IR Conc (mg/m^3)	Ratio to H-3
II (2000 mg/m^3)	08-March-02	H-3	2050	1.00
		H-2	2010	0.98
		H-3	2050	1.00
		H-1	2000	0.98
		H-9	1990	0.97
		H-3	1920	1.00
		H-7	1910	0.99
		H-8	1930	1.00
		H-3	2170	1.00
		H-14	2120	0.97
		H-13	2160	0.99
		H-12	2150	0.99
		H-11	2160	0.99
III (10000 mg/m^3)	11-March-02	H-3	10000	1.00
		H-1	9620	0.96
		H-2	9990	0.99
		H-3	10100	1.00
		H-9	9760	0.96
		H-7	9620	0.95
		H-8	9590	0.94
		H-3	9790	1.00
		H-14	9590	0.97
		H-13	8320	0.84
		H-3	10000	1.00
		H-12	10000	0.97
		H-11	9720	0.97

	Inhalation Report	Appendix A

Table IV
Chamber Distribution Records

Group (target)	Date	Port	IR Conc (mg/m^3)	Ratio to H-3
IV (20000 mg/m^3)	11-March-02	H-3	20000	1.00
		H-1	19700	0.98
		H-2	20000	1.00
		H-3	20900	1.00
		H-7	20800	0.99
		H-8	20500	0.98
		H-9	20500	0.98
		H-3	21100	1.00
		H-14	20600	0.97
		H-13	20000	0.94
		H-3	20200	1.00
		H-12	19900	0.98
		H-11	19200	0.95

	Inhalation Report	Appendix A

Table V
Miran Calibration

Methodology for Gasoline ETBE Vapor Condensate

Settings: The instrument settings for the Miran 04 Unit are summarized below:

wavelength, microns	10.3
pathlength, dial setting	3.39
slit width, mm	1
range, absorbance	1A
response, seconds	1
gain	High
chart speed, cm/min	1
chart volts	1

Calibrations: The Miran® was turned on and allowed to warm up for approximately 10 minutes. The cell was flushed with room air for approximately one minute. The loop was closed, the unit was zeroed and the calibration series was performed as shown below. The resultant data were plotted to obtain a calibration curve. Each observer used a separate syringe for calibration.

Injection Volume (µL)	Calculated Concentration[1] (mg/m^3)	Absorbance Operator 1 (volts)	Operator 2 (volts)	Average (volts)
8.4	1013	0.0326	0.0354	0.0340
17	2050	0.0727	0.0679	0.0703
84	10128	0.325	0.335	0.330
170	20496	0.621	0.620	0.621
210	25319	0.760	0.754	0.757

[1]Calculated Conc. (mg/m^3) = $\frac{\text{Injection volume (µL) x Density (0.68 mg/µL) x 1000 L/m}^3}{\text{5.64 L (Volume of Miran cell)}}$

	Inhalation Report	Appendix A

Table V
Miran Calibration

Calibration Checks: A three-point calibration check of the Miran® was performed for each exposure prior to sampling the chambers. The parameters are shown below:

Injection Volume (µL)	Calculated Concentration (mg/m^3)	Expected Absorbance Reading (volts)	Acceptable Absorbance Range (volts)
17	2050	0.0703	0.0598 – 0.0808
84	10128	0.330	0.281 – 0.380
170	20496	0.621	0.528 – 0.714

The absorbance was recorded after each injection. The absorbance was considered satisfactory if it was within 15% of the original calibration series.

	Inhalation Report	Appendix A

Table V
Miran Calibration

Calibration Curve for Gasoline ETBE Vapor Condensate (Groups I – IV)

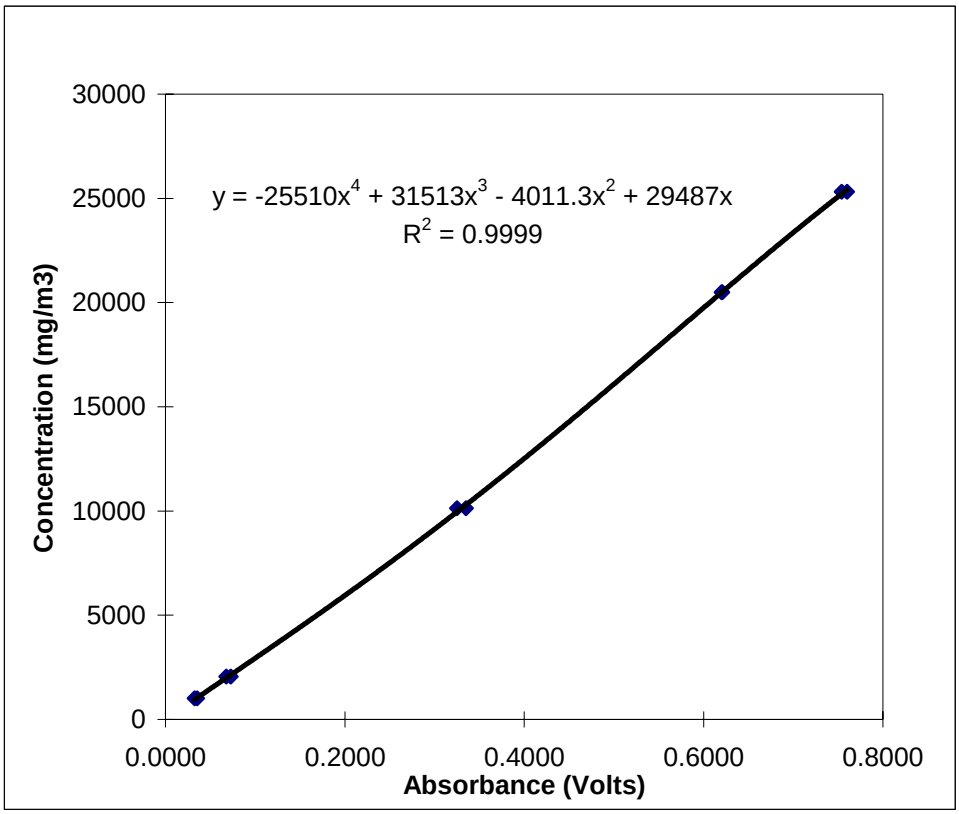

	Inhalation Report	Appendix A

Table VI
Testing Room Environmental Monitoring

Interval	Location	Test Substance (mg/m^3)	Light (Ft Candles)	Noise (dB)	Oxygen (%)	Particle Sizing (mg/m^3)[a]
Pretest	Room 810	0	37.1	64.0	-	
	Group I	-	-	-	20	1.79×10^{-3}
	Group II	-	-	-	20	1.79×10^{-3}
	Group III	-	-	-	20	4.44×10^{-3}
	Group IV	-	-	-	20	4.03×10^{-3}
Week 0	Room 810	0	38.2	63.7	-	
	Group I	-	-	-	20	
	Group II	-	-	-	20	
	Group III	-	-	-	20	
	Group IV	-	-	-	20	
Week 9	Room 810	0	35.7	62.3	-	
	Group I	-	-	-	20	
	Group II	-	-	-	20	
	Group III	-	-	-	20	
	Group IV	-	-	-	20	
Week 16	Room 810	0	38.7	61.1	-	
	Group I	-	-	-	20	
	Group II	-	-	-	20	
	Group III	-	-	-	20	
	Group IV	-	-	-	20	

[a]Pretest results presented below. For Weeks 0, 9 and 16 results, see Chamber Monitoring Records (Table II).

Group I	Inhalation Report	Appendix A

Figure I
Chamber Generation System
and Whole-Body Exposure Chamber

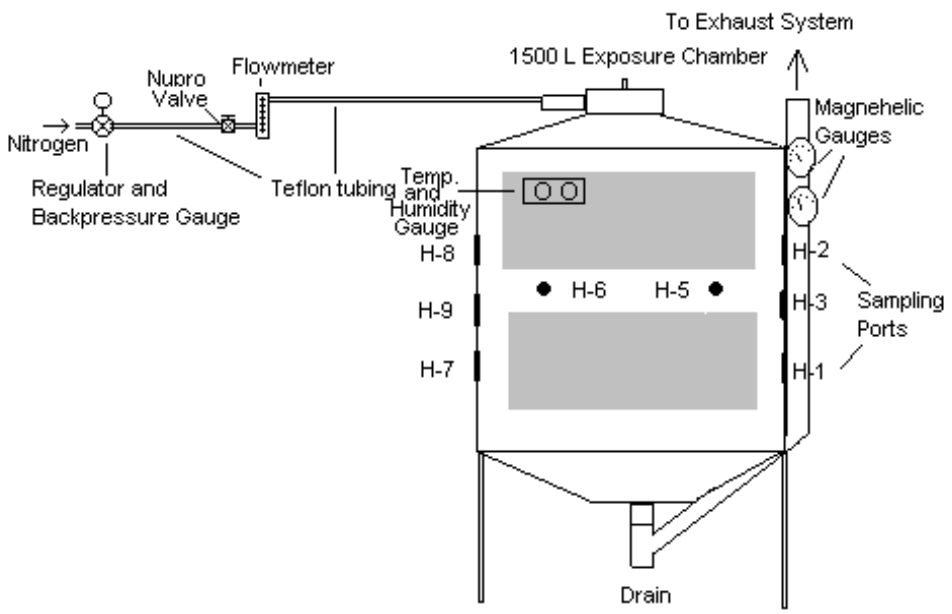

Notes:
1. Sampling Ports H-11 (left-bottom), H-12 (left-top), H-13 (right-bottom) and H-14 (right-top) used for pretest distribution sampling, were located on the back wall of the chambers.
2. Animals were individually housed on five levels within the exposure chamber.

Groups II, III and IV	Inhalation Report	Appendix A

Figure II
Chamber Generation System
and Whole-Body Exposure Chamber

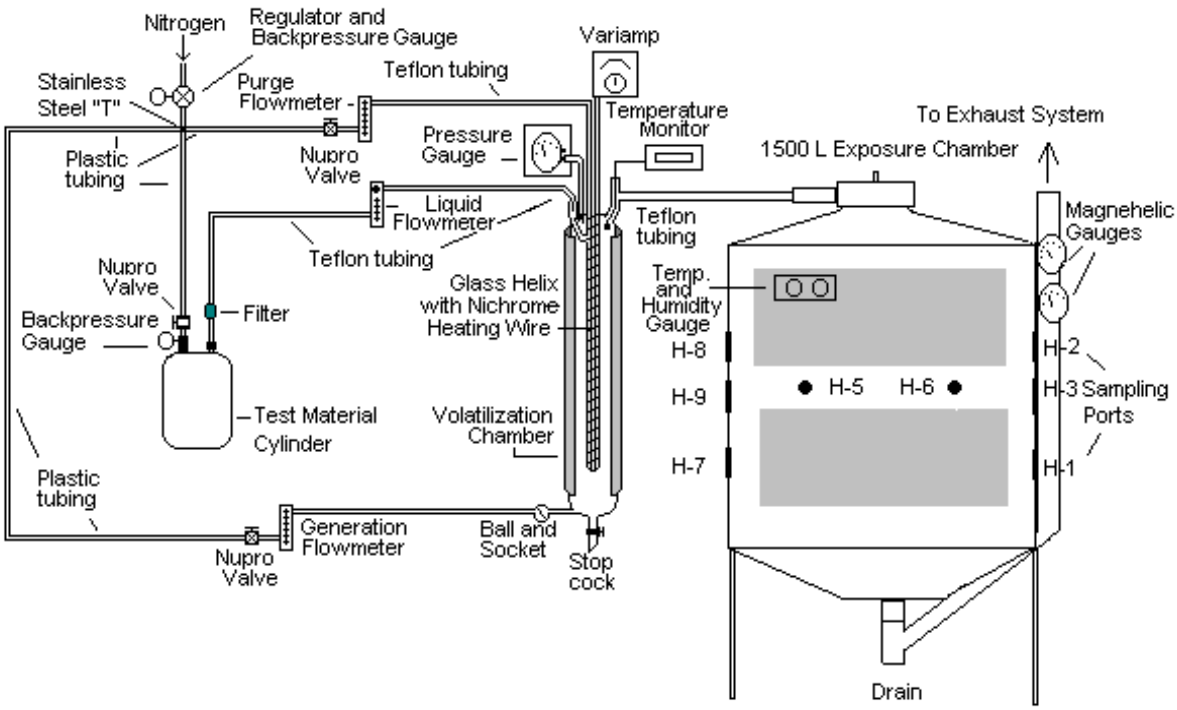

Notes:
1. Sampling Ports H-11 (left-bottom), H-12 (left-top), H-13 (right-bottom) and H-14 (right-top) used for pretest distribution sampling, were located on the back wall of the chambers.
2. Animals were individually housed on five levels within the exposure chamber.

	Analytical Report	Appendix B

STUDY TITLE

Analytical Report For:

Gasoline ETBE Vapor Condensate:
A One-Generation Whole-Body Inhalation Reproduction Toxicity Study in Rats

AUTHOR

Yonggang Wang

REPORT DATE

7 July 2011

STUDY NUMBER

00-4204

	Analytical Report	Appendix B

SIGNATURES

Written by: _____ 07 July 11
Yonggang Wang, M.A.
Laboratory Manager
Formulation Chemistry
Date

Approved by: KA Saladdin 07 Jul 11
Kay Saladdin, B.S.
Associate Director
Formulation Chemistry
Date

	Analytical Report	Appendix B

Table of Contents

Study Title Page 182
Signature Page 183
Table of Contents 184
1. Summary 185
2. Experimental Procedures 185-186
3. Results and Discussion 186

Tables
I. Chamber Components Confirmation - Area Percent of Gasoline ETBE Vapor Condensate (Pretest/Trials) 187

II. Summary of Chamber Components Confirmation – Area Percent of Gasoline ETBE Vapor Condensate (Exposures 0-126) 188

III. Chamber Components Confirmation – Area Percent of Gasoline ETBE Vapor Condensate (Exposures 0-126) 189-207

Figures
I. Typical Gas Chromatogram of Group I Charcoal Tube Sample 208
II. Typical Gas Chromatogram of Group II Charcoal Tube Sample 209
III. Typical Gas Chromatogram of Group III Charcoal Tube Sample 210
IV. Typical Gas Chromatogram of Group IV Charcoal Tube Sample 211

	Analytical Report	Appendix B

1. Summary

Samples of the test substance (Gasoline ETBE Vapor Condensate) exposures to rats were analyzed to confirm that the relative concentrations of the test substance's major components were appropriate under the study conditions. The analytical method was validated at Huntingdon Life Sciences (HLS). The method involved the extraction of Gasoline ETBE Vapor Condensate from charcoal tubes with Carbon Disulfide (CS_2). The test substance's major components were then quantified (relative area percent) utilizing Gas Chromatography with a Flame Ionization Detection (FID).

2. Experimental Procedures

The analytical method (HLS-016-01) was validated by the Analytical Toxicology Support Department at HLS. Details of the analytical methods and their validation are maintained in the study files for Study No. 00-6129.

The charcoal tube samples containing the test substance were received from the Inhalation Department at HLS. Samples analyzed to determine the relative concentration of the major components of Gasoline ETBE Vapor Condensate were extracted from the charcoal tubes with Carbon Disulfide (CS_2). The extracted solutions were analyzed by Gas Chromatography equipped with a Supelco Petrocol™ DH 150 (150m x 0.25mm, 1.0 µm) column and Flame Ionization Detector (FID). PE Nelson Turbochrom installed on a personal computer was used for data collection and processing.

	Analytical Report	Appendix B

Date of sample receipt and analysis is listed as follows:

Interval	Date of Exposures	Date Received	Date Analyzed
Pretest /Trials	12 Mar 02	12 Mar 02	13-14 Mar 02
Exposure-0	19 Mar 02	19 Mar 02	19-20 Mar 02
Exposure-7	26 Mar 02	26 Mar 02	26-27 Mar 02
Exposure-14	02 April 02	02 April 02	02-03 April 02
Exposure-21	09 April 02	09 April 02	09-10 April 02
Exposure-28	16 April 02	16 April 02	16-17 April 02
Exposure-35	23 April 02	23 April 02	23-24 April 02
Exposure-42	30 April 02	30 April 02	30 April-01 May 02
Exposure-49	07 May 02	07 May 02	07-08 May 02
Exposure-56	14 May 02	14 May 02	14-15 May 02
Exposure-63	21 May 02	21 May 02	21-22 May 02
Exposure-70	28 May 02	28 May 02	28-29 May 02
Exposure-77	04 June 02	04 June 02	04-05 June 02
Exposure-84	11 June 02	11 June 02	11-12 June 02
Exposure-91	18 June 02	18 June 02	18-19 June 02
Exposure-98	25 June 02	25 June 02	25-27 June 02
Exposure-105	02 July 02	02 July 02	02-04 July 02
Exposure-112	09 July 02	09 July 02	09-10 July 02
Exposure-119	16 July 02	16 July 02	16-17 July 02
Exposure-126	23 July 02	23 July 02	23-24 July 02

3. Results and Discussion

During the trials and exposures, Gasoline ETBE Vapor Condensate was analyzed to determine the area percent of the test substance's major components in the chamber. The results of the pretest, summary of animal exposures and animal exposures are presented in Tables I, II, and III. Typical chromatograms of groups I, II, III, and IV are presented in Figures I to IV.

	Analytical Report	Appendix B

Table I. Chamber Components Confirmation
Area Percent of Gasoline ETBE Vapor Condensate
Pretest/Trials

Area %

Compound	Control	TM Standard-1	Spiked Control-1	Sample 101	Sample 201	Sample 301	Sample 401	TM Standard-2	Spiked Control-2
Isobutane	ND	1.33	1.42	ND	1.78	1.80	1.79	1.31	1.18
N-Butane	ND	7.30	7.59	ND	9.56	9.63	9.58	7.19	6.55
3-Methyl-1-butene	ND	0.32	0.33	ND	0.36	0.35	0.35	0.32	0.30
Isopentane	ND	30.54	30.88	ND	32.39	32.55	32.41	30.39	29.09
N-Pentane	ND	6.34	6.22	ND	6.57	6.65	6.62	6.27	6.09
Trans-2-pentene	ND	2.31	2.35	ND	2.50	2.38	2.43	2.32	2.29
2,3-Dimethylbutane	ND	1.83	1.82	ND	1.71	1.70	1.71	1.82	1.85
2-Methylpentane	ND	5.63	5.31	ND	5.22	5.25	5.27	5.65	5.77
3-Methylpentane	ND	3.44	3.44	ND	3.21	3.22	3.21	3.45	3.56
N-hexane	ND	2.98	2.97	ND	2.76	2.66	2.76	2.99	3.12
ETBE	ND	20.30	20.19	ND	18.18	18.19	18.17	20.45	21.26
Methylcyclopentane	ND	1.55	1.55	ND	1.44	1.44	1.44	1.56	1.65
2,4-Dimethylpentane	ND	1.41	1.42	ND	1.25	1.25	1.24	1.42	1.50
Benzene	ND	2.27	2.20	ND	2.17	2.17	2.16	2.29	2.36
2-Methylhexane	ND	1.63	1.63	ND	1.42	1.41	1.42	1.64	1.76
2,3-Dimethylpentane	ND	1.64	1.66	ND	1.43	1.41	1.42	1.65	1.77
3-Methylhexane	ND	1.82	1.84	ND	1.58	1.57	1.58	1.84	1.97
Isooctane	ND	2.01	2.04	ND	1.71	1.70	1.71	2.03	2.19
Toluene	ND	3.59	3.60	ND	3.07	3.02	3.06	3.64	3.87
Total	0.00	98.24	98.46	0.00	98.31	98.35	98.33	98.23	98.13

ND = none detected.

	Analytical Report	Appendix B

Table II. Summary of Chamber Components Confirmation
Area Percent of Gasoline ETBE Vapor Condensate
(Exposures 0-126)
Area %

Compound	TM Standard-1	Spiked Control 1	Samples Group 1	Samples Group 2	Samples Group 3	Samples Group 4	TM Standard-2	Spiked Control 2	All Samples[b]
Isobutane	1.47	1.54	ND	1.75	1.76	1.77	1.46	1.52	1.76
N-Butane	8.24	8.46	ND	9.25	9.28	9.31	8.19	8.40	9.28
3-Methyl-1-butene	0.33	0.34	ND	0.35	0.35	0.35	0.33	0.34	0.35
Isopentane	31.44	31.64	ND	32.31	32.18	32.19	31.44	31.61	32.23
N-Pentane	7.15	7.14	ND	7.17	7.19	7.17	7.13	7.17	7.18
Trans-2-pentene[a]	1.76	1.76	ND	1.77	1.77	1.79	1.77	1.71	1.78
2,3-Dimethylbutane	1.87	1.87	ND	1.84	1.83	1.83	1.87	1.87	1.83
2-Methylpentane	5.68	5.70	ND	5.56	5.52	5.51	5.65	5.64	5.53
3-Methylpentane	3.38	3.36	ND	3.28	3.27	3.27	3.38	3.37	3.27
N-hexane	2.93	2.91	ND	2.82	2.83	2.83	2.94	2.92	2.83
ETBE	19.13	18.98	ND	18.30	18.30	18.27	19.23	19.09	18.29
Methylcyclopentane	1.53	1.52	ND	1.48	1.48	1.47	1.53	1.53	1.48
2,4-Dimethylpentane	1.23	1.22	ND	1.18	1.19	1.20	1.24	1.21	1.19
Benzene	2.41	2.32	ND	2.25	2.25	2.25	2.40	2.32	2.25
2-Methylhexane	1.52	1.52	ND	1.44	1.44	1.44	1.52	1.52	1.44
2,3-Dimethylpentane	1.49	1.48	ND	1.41	1.42	1.42	1.50	1.49	1.42
3-Methylhexane	1.68	1.66	ND	1.58	1.59	1.59	1.67	1.67	1.59
Isooctane	1.86	1.86	ND	1.76	1.78	1.77	1.87	1.86	1.77
Toluene	3.44	3.29	ND	3.08	3.15	3.13	3.42	3.31	3.12
Total	98.54	98.57	0.00	98.58	98.58	98.56	98.54	98.55	98.59

[a]Note that N-Pentane & Trans-2-Pentene Co-eluted during Exposure 119. Trans-2-Pentene was calculated with N-pentane for this Summary calculation.
[b]Groups II, III and IV only. ND = none detected.

	Analytical Report	Appendix B

Table III-A. Chamber Components Confirmation
Area Percent of Gasoline ETBE Vapor Condensate
Exposure 0

Area %

Compound	Control	TM Standard-1	Spiked Control-1	Sample 1001	Sample 2001	Sample 3001	Sample 4001	TM Standard-2	Spiked Control-2
Isobutane	ND	1.54	1.57	ND	1.78	1.80	1.82	1.52	1.57
N-Butane	ND	8.40	8.52	ND	9.42	9.45	9.55	8.38	8.50
3-Methyl-1-butene	ND	0.33	0.34	ND	0.35	0.35	0.34	0.34	0.35
Isopentane	ND	31.59	31.54	ND	32.32	32.42	32.44	31.57	31.70
N-Pentane	ND	7.01	6.94	ND	6.97	7.03	7.03	6.83	6.93
Trans-2-pentene	ND	1.88	1.90	ND	1.96	1.94	1.93	1.88	1.86
2,3-Dimethylbutane	ND	1.89	1.87	ND	1.85	1.83	1.77	1.84	1.87
2-Methylpentane	ND	5.71	5.72	ND	5.56	5.57	5.54	5.72	5.72
3-Methylpentane	ND	3.35	3.35	ND	3.26	3.26	3.24	3.36	3.36
N-hexane	ND	2.90	2.91	ND	2.79	2.76	2.79	2.91	2.91
ETBE	ND	19.01	18.98	ND	18.20	18.17	18.09	19.10	18.97
Methylcyclopentane	ND	1.54	1.54	ND	1.49	1.49	1.47	1.54	1.54
2,4-Dimethylpentane	ND	1.33	1.34	ND	1.25	1.28	1.25	1.34	1.34
Benzene	ND	2.32	2.27	ND	2.22	2.21	2.18	2.34	2.25
2-Methylhexane	ND	1.52	1.53	ND	1.44	1.42	1.41	1.53	1.52
2,3-Dimethylpentane	ND	1.52	1.54	ND	1.46	1.44	1.41	1.54	1.53
3-Methylhexane	ND	1.70	1.71	ND	1.61	1.59	1.57	1.71	1.70
Isooctane	ND	1.88	1.91	ND	1.79	1.77	1.72	1.90	1.90
Toluene	ND	3.39	3.32	ND	3.14	3.05	2.93	3.40	3.28
Total	0.00	98.81	98.80	0.00	98.86	98.83	98.48	98.75	98.80

ND = none detected

	Analytical Report	Appendix B

Table III-B. Chamber Components Confirmation
Area Percent of Gasoline ETBE Vapor Condensate
Exposure 7

	Area %								
Compound	Control	TM Standard-1	Spiked Control-1	Sample 1002	Sample 2002	Sample 3002	Sample 4002	TM Standard-2	Spiked Control-2
Isobutane	ND	1.53	1.64	ND	1.77	1.77	1.80	1.52	1.61
N-Butane	ND	8.48	8.88	ND	9.37	9.34	9.44	8.46	8.77
3-Methyl-1-butene	ND	0.34	0.35	ND	0.36	0.36	0.36	0.34	0.35
Isopentane	ND	31.72	32.07	ND	32.29	32.26	32.29	31.72	32.04
N-Pentane	ND	6.97	7.02	ND	7.03	6.78	7.03	6.99	7.00
Trans-2-pentene	ND	2.05	1.91	ND	1.91	2.05	1.97	1.90	1.87
2,3-Dimethylbutane	ND	1.81	1.86	ND	1.81	1.78	1.80	1.83	1.84
2-Methylpentane	ND	5.70	5.67	ND	5.56	5.58	5.54	5.70	5.68
3-Methylpentane	ND	3.35	3.32	ND	3.26	3.25	3.24	3.33	3.31
N-hexane	ND	2.91	2.87	ND	2.82	2.83	2.81	2.89	2.88
ETBE	ND	19.02	18.70	ND	18.26	18.26	18.20	19.01	18.77
Methylcyclopentane	ND	1.53	1.51	ND	1.48	1.49	1.47	1.53	1.52
2,4-Dimethylpentane	ND	1.29	1.28	ND	1.28	1.28	1.27	1.32	1.31
Benzene	ND	2.33	2.23	ND	2.21	2.22	2.21	2.34	2.24
2-Methylhexane	ND	1.50	1.48	ND	1.44	1.45	1.43	1.50	1.48
2,3-Dimethylpentane	ND	1.48	1.46	ND	1.44	1.45	1.43	1.50	1.48
3-Methylhexane	ND	1.65	1.64	ND	1.60	1.62	1.60	1.67	1.65
Isooctane	ND	1.83	1.81	ND	1.79	1.80	1.78	1.86	1.84
Toluene	ND	3.27	3.13	ND	3.15	3.17	3.13	3.33	3.17
Total	0.00	98.76	98.83	0.00	98.83	98.74	98.80	98.74	98.81

ND = none detected

	Analytical Report	Appendix B

Table III-C. Chamber Components Confirmation
Area Percent of Gasoline ETBE Vapor Condensate
Exposure 14

	Area %								
Compound	Control	TM Standard-1	Spiked Control-1	Sample 1003	Sample 2003	Sample 3003	Sample 4003	TM Standard-2	Spiked Control-2
Isobutane	ND	1.51	1.56	ND	1.74	1.78	1.80	1.51	1.54
N-Butane	ND	8.45	8.58	ND	9.27	9.41	9.47	8.38	8.54
3-Methyl-1-butene	ND	0.34	0.34	ND	0.36	0.36	0.36	0.34	0.34
Isopentane	ND	31.42	31.57	ND	32.25	32.34	32.40	31.44	31.63
N-Pentane	ND	6.96	6.91	ND	6.92	7.11	7.08	6.92	6.95
Trans-2-pentene	ND	2.03	2.03	ND	2.19	2.01	2.03	2.02	2.06
2,3-Dimethylbutane	ND	1.85	1.87	ND	1.83	1.83	1.83	1.88	1.86
2-Methylpentane	ND	5.69	5.70	ND	5.06	5.05	5.04	5.72	5.71
3-Methylpentane	ND	3.34	3.34	ND	3.29	3.29	3.27	3.36	3.35
N-hexane	ND	3.03	3.03	ND	2.96	2.96	2.96	3.04	3.03
ETBE	ND	19.44	19.33	ND	18.85	18.78	18.73	19.54	19.35
Methylcyclopentane	ND	1.53	1.53	ND	1.50	1.49	1.49	1.53	1.53
2,4-Dimethylpentane	ND	1.10	1.10	ND	1.07	1.06	1.03	1.09	1.09
Benzene	ND	2.39	2.33	ND	2.27	2.25	2.26	2.39	2.31
2-Methylhexane	ND	1.51	1.51	ND	1.46	1.38	1.44	1.51	1.50
2,3-Dimethylpentane	ND	1.50	1.49	ND	1.46	1.43	1.42	1.50	1.48
3-Methylhexane	ND	1.69	1.68	ND	1.63	1.61	1.60	1.67	1.67
Isooctane	ND	1.85	1.83	ND	1.78	1.76	1.73	1.82	1.82
Toluene	ND	3.27	3.18	ND	3.09	3.06	3.04	3.28	3.19
Total	0.00	98.90	98.91	0.00	98.98	98.96	98.98	98.94	98.95

ND = none detected.

	Analytical Report	Appendix B

Table III-D. Chamber Components Confirmation
Area Percent of Gasoline ETBE Vapor Condensate
Exposure 21

	Area %								
Compound	Control	TM Standard-1	Spiked Control-1	Sample 1004	Sample 2004	Sample 3004	Sample 4004	TM Standard-2	Spiked Control-2
Isobutane	ND	1.41	1.53	ND	1.71	1.77	1.75	1.40	1.49
N-Butane	ND	8.09	8.48	ND	9.18	9.37	9.25	8.00	8.31
3-Methyl-1-butene	ND	0.33	0.34	ND	0.36	0.35	0.35	0.33	0.34
Isopentane	ND	31.09	31.58	ND	32.07	32.08	31.99	31.08	31.48
N-Pentane	ND	6.81	6.89	ND	7.02	6.92	6.96	6.77	6.84
Trans-2-pentene	ND	2.10	2.08	ND	1.90	2.09	2.00	2.15	2.08
2,3-Dimethylbutane	ND	1.89	1.88	ND	1.84	1.84	1.84	1.92	1.86
2-Methylpentane	ND	5.19	5.71	ND	5.59	5.58	5.60	5.77	5.24
3-Methylpentane	ND	3.40	3.35	ND	3.28	3.27	3.29	3.40	3.40
N-hexane	ND	3.09	3.03	ND	2.94	2.95	2.96	3.05	3.08
ETBE	ND	19.94	19.40	ND	18.83	18.73	18.87	19.89	19.80
Methylcyclopentane	ND	1.57	1.53	ND	1.50	1.48	1.49	1.57	1.56
2,4-Dimethylpentane	ND	1.13	1.10	ND	1.06	1.05	1.06	1.11	1.11
Benzene	ND	2.47	2.32	ND	2.27	2.26	2.28	2.44	2.37
2-Methylhexane	ND	1.56	1.51	ND	1.44	1.38	1.46	1.55	1.55
2,3-Dimethylpentane	ND	1.56	1.49	ND	1.45	1.42	1.43	1.52	1.51
3-Methylhexane	ND	1.75	1.68	ND	1.61	1.60	1.60	1.71	1.71
Isooctane	ND	1.93	1.83	ND	1.77	1.75	1.75	1.86	1.87
Toluene	ND	3.62	3.22	ND	3.13	3.05	3.03	3.44	3.32
Total	0.00	98.93	98.95	0.00	98.95	98.94	98.96	98.96	98.92

ND = none detected.

	Analytical Report	Appendix B

Table III-E. Chamber Components Confirmation
Area Percent of Gasoline ETBE Vapor Condensate
Exposure 28

	Area %								
Compound	Control	TM Standard-1	Spiked Control-1	Sample 1005	Sample 2005	Sample 3005	Sample 4005	TM Standard-2	Spiked Control-2
Isobutane	ND	1.49	1.56	ND	1.68	1.75	1.76	1.47	1.52
N-Butane	ND	8.39	8.60	ND	9.05	9.25	9.33	8.30	8.45
3-Methyl-1-butene	ND	0.32	0.34	ND	0.35	0.34	0.33	0.33	0.33
Isopentane	ND	31.66	31.87	ND	32.25	32.22	32.22	31.62	31.71
N-Pentane	ND	6.96	7.06	ND	7.02	6.99	7.14	7.01	7.02
Trans-2-pentene	ND	2.04	1.93	ND	1.87	1.89	1.96	2.03	1.91
2,3-Dimethylbutane	ND	1.87	1.81	ND	1.84	1.86	1.84	1.89	1.84
2-Methylpentane	ND	5.17	5.17	ND	5.10	5.07	5.05	5.15	5.18
3-Methylpentane	ND	3.38	3.37	ND	3.33	3.30	3.28	3.39	3.38
N-hexane	ND	2.94	2.93	ND	2.88	2.85	2.84	2.94	2.94
ETBE	ND	19.77	19.53	ND	19.16	19.06	18.94	19.83	19.71
Methylcyclopentane	ND	1.54	1.53	ND	1.50	1.50	1.49	1.55	1.54
2,4-Dimethylpentane	ND	1.10	1.09	ND	1.07	1.06	1.06	1.11	1.11
Benzene	ND	2.41	2.30	ND	2.26	2.26	2.25	2.40	2.32
2-Methylhexane	ND	1.52	1.51	ND	1.48	1.47	1.46	1.53	1.53
2,3-Dimethylpentane	ND	1.48	1.48	ND	1.45	1.45	1.43	1.49	1.50
3-Methylhexane	ND	1.66	1.67	ND	1.62	1.61	1.59	1.59	1.68
Isooctane	ND	1.81	1.82	ND	1.77	1.78	1.76	1.85	1.85
Toluene	ND	3.31	3.23	ND	3.15	3.15	3.13	3.37	3.29
Total	0.00	98.82	98.80	0.00	98.83	98.86	98.86	98.85	98.81

ND = none detected.

	Analytical Report	Appendix B

Table III-F. Chamber Components Confirmation
Area Percent of Gasoline ETBE Vapor Condensate
Exposure 35

	Area %								
Compound	Control	TM Standard-1	Spiked Control-1	Sample 1006	Sample 2006	Sample 3006	Sample 4006	TM Standard-2	Spiked Control-2
Isobutane	ND	1.50	1.58	ND	1.83	1.77	1.79	1.42	1.55
N-Butane	ND	8.44	8.69	ND	9.51	9.38	9.39	8.23	8.52
3-Methyl-1-butene	ND	0.34	0.35	ND	0.35	0.36	0.35	0.33	0.34
Isopentane	ND	31.82	32.20	ND	32.32	32.22	32.18	31.39	31.65
N-Pentane	<LOQ	7.18	7.06	<LOQ	7.11	7.18	6.98	7.02	7.26
Trans-2-pentene	ND	1.87	1.84	ND	1.68	1.82	1.91	1.79	1.46
2,3-Dimethylbutane	ND	1.92	1.88	ND	1.86	1.82	1.83	1.82	1.87
2-Methylpentane	<LOQ	5.83	5.82	<LOQ	5.59	5.61	5.58	5.17	5.76
3-Methylpentane	<LOQ	3.42	3.41	ND	3.26	3.29	3.26	3.38	3.38
N-hexane	<LOQ	2.87	2.85	ND	2.73	2.79	2.77	3.01	2.84
ETBE	<LOQ	18.45	18.28	<LOQ	18.20	18.39	18.16	19.14	18.99
Methylcyclopentane	ND	1.57	1.55	ND	1.48	1.48	1.48	1.56	1.53
2,4-Dimethylpentane	ND	1.12	1.11	ND	1.06	1.04	1.05	1.35	1.09
Benzene	ND	2.44	2.35	ND	2.21	2.23	2.21	2.43	2.33
2-Methylhexane	ND	1.55	1.54	ND	1.45	1.36	1.45	1.53	1.54
2,3-Dimethylpentane	ND	1.51	1.51	ND	1.42	1.41	1.41	1.52	1.49
3-Methylhexane	ND	1.70	1.68	ND	1.58	1.57	1.58	1.70	1.67
Isooctane	ND	1.85	1.83	ND	1.73	1.70	1.72	1.88	1.81
Toluene	ND	3.43	3.27	ND	3.03	2.99	3.01	3.46	3.20
Total	0.00	98.81	98.80	0.00	98.40	98.41	98.11	98.13	98.28

ND = none detected. <LOQ = Less than the limit of quantification = less than 25% of the area count of the component in the test material standard.

	Analytical Report	Appendix B

Table III-G. Chamber Components Confirmation
Area Percent of Gasoline ETBE Vapor Condensate
Exposure 42

	Area %								
Compound	Control	TM Standard-1	Spiked Control-1	Sample 1007	Sample 2007	Sample 3007	Sample 4007	TM Standard-2	Spiked Control-2
Isobutane	ND	1.51	1.55	ND	1.79	1.78	1.80	1.51	1.53
N-Butane	ND	8.38	8.53	ND	9.40	9.36	9.45	8.37	8.46
3-Methyl-1-butene	ND	0.34	0.34	ND	0.36	0.35	0.36	0.34	0.34
Isopentane	ND	31.47	31.56	ND	32.34	32.15	32.23	31.45	31.54
N-Pentane	ND	6.76	6.77	ND	6.94	6.90	6.93	6.87	6.89
Trans-2-pentene	ND	2.20	2.22	ND	2.06	2.08	2.02	2.00	2.01
2,3-Dimethylbutane	ND	1.83	1.82	ND	1.84	1.77	1.80	1.83	1.87
2-Methylpentane	ND	5.71	5.70	ND	5.58	5.57	5.57	5.72	5.72
3-Methylpentane	ND	3.35	3.34	ND	3.26	3.26	3.26	3.36	3.36
N-hexane	ND	2.91	2.90	ND	2.79	2.81	2.81	2.91	2.91
ETBE	ND	19.06	18.93	ND	18.18	18.19	18.18	19.14	19.06
Methylcyclopentane	ND	1.53	1.52	ND	1.47	1.47	1.47	1.53	1.52
2,4-Dimethylpentane	ND	1.09	1.09	ND	1.05	1.05	1.05	1.10	1.10
Benzene	ND	2.38	2.31	ND	2.19	2.24	2.21	2.38	2.31
2-Methylhexane	ND	1.51	1.51	ND	1.43	1.45	1.44	1.51	1.52
2,3-Dimethylpentane	ND	1.47	1.47	ND	1.41	1.42	1.41	1.48	1.48
3-Methylhexane	ND	1.66	1.65	ND	1.57	1.59	1.57	1.64	1.66
Isooctane	ND	1.79	1.81	ND	1.72	1.75	1.72	1.80	1.82
Toluene	ND	3.31	3.23	ND	2.99	3.11	3.04	3.35	3.20
Total	0.00	98.26	98.25	0.00	98.37	98.30	98.32	98.29	98.30

ND = none detected.

	Analytical Report	Appendix B

Table III-H. Chamber Components Confirmation
Area Percent of Gasoline ETBE Vapor Condensate
Exposure 49

	Area %								
Compound	Control	TM Standard-1	Spiked Control-1	Sample 1008	Sample 2008	Sample 3008	Sample 4008	TM Standard-2	Spiked Control-2
Isobutane	ND	1.50	1.54	ND	1.78	1.73	1.77	1.47	1.46
N-Butane	ND	8.39	8.47	ND	9.34	9.20	9.28	8.28	8.24
3-Methyl-1-butene	ND	0.34	0.34	ND	0.35	0.35	0.35	0.34	0.33
Isopentane	ND	31.63	31.59	ND	32.21	31.89	32.01	31.47	31.46
N-Pentane	ND	6.98	6.90	ND	6.84	6.92	6.89	6.97	6.84
Trans-2-pentene	ND	1.88	1.88	ND	1.70	1.88	1.99	1.96	1.84
2,3-Dimethylbutane	ND	1.85	1.91	ND	1.80	1.83	1.84	1.83	1.89
2-Methylpentane	ND	5.71	5.73	ND	5.59	5.57	5.57	5.73	5.75
3-Methylpentane	ND	3.35	3.36	ND	3.27	3.26	3.26	3.36	3.38
N-hexane	ND	2.90	2.91	ND	2.81	2.82	2.82	2.91	2.92
ETBE	ND	19.03	19.07	ND	18.30	18.35	18.22	19.15	19.28
Methylcyclopentane	ND	1.53	1.53	ND	1.48	1.48	1.48	1.53	1.54
2,4-Dimethylpentane	ND	1.08	1.10	ND	1.27	1.28	1.28	1.09	1.11
Benzene	ND	2.39	2.33	ND	2.23	2.24	2.23	2.39	2.41
2-Methylhexane	ND	1.50	1.52	ND	1.45	1.45	1.45	1.51	1.52
2,3-Dimethylpentane	ND	1.47	1.47	ND	1.42	1.44	1.43	1.48	1.49
3-Methylhexane	ND	1.65	1.66	ND	1.59	1.61	1.60	1.64	1.67
Isooctane	ND	1.79	1.82	ND	1.75	1.78	1.76	1.81	1.81
Toluene	ND	3.31	3.22	ND	3.10	3.18	3.09	3.30	3.35
Total	0.00	98.28	98.35	0.00	98.28	98.26	98.32	98.22	98.29

ND = none detected.

	Analytical Report	Appendix B

Table III-I. Chamber Components Confirmation
Area Percent of Gasoline ETBE Vapor Condensate
Exposure 56

	Area %								
Compound	Control	TM Standard-1	Spiked Control-1	Sample 1009	Sample 2009	Sample 3009	Sample 4009	TM Standard-2	Spiked Control-2
Isobutane	ND	1.40	1.52	ND	1.81	1.79	1.78	1.45	1.53
N-Butane	ND	8.08	8.45	ND	9.50	9.42	9.42	8.27	8.48
3-Methyl-1-butene	ND	0.33	0.34	ND	0.36	0.36	0.35	0.34	0.34
Isopentane	ND	31.58	31.81	ND	32.74	32.54	32.51	31.86	32.04
N-Pentane	ND	7.04	7.07	ND	7.11	6.99	7.01	7.04	7.16
Trans-2-pentene	ND	1.85	1.85	ND	1.89	2.03	1.94	1.96	1.90
2,3-Dimethylbutane	ND	1.93	1.86	ND	1.89	1.85	1.83	1.87	1.88
2-Methylpentane	ND	5.82	5.77	ND	5.67	5.62	5.61	5.27	5.26
3-Methylpentane	ND	3.42	3.38	ND	3.31	3.28	3.28	3.42	3.42
N-hexane	ND	2.96	2.93	ND	2.84	2.82	2.82	2.94	2.95
ETBE	ND	19.02	18.74	ND	17.83	17.99	17.90	19.02	18.97
Methylcyclopentane	ND	1.56	1.54	ND	1.49	1.49	1.49	1.56	1.55
2,4-Dimethylpentane	ND	1.34	1.33	ND	1.06	1.27	1.28	1.35	1.12
Benzene	ND	2.44	2.34	ND	2.24	2.26	2.25	2.43	2.36
2-Methylhexane	ND	1.54	1.52	ND	1.46	1.44	1.44	1.53	1.54
2,3-Dimethylpentane	ND	1.51	1.50	ND	1.42	1.41	1.43	1.52	1.50
3-Methylhexane	ND	1.69	1.68	ND	1.57	1.58	1.59	1.69	1.68
Isooctane	ND	1.88	1.85	ND	1.73	1.73	1.76	1.87	1.85
Toluene	ND	3.43	3.30	ND	2.95	2.97	3.11	3.41	3.28
Total	0.00	98.82	98.78	0.00	98.87	98.84	98.80	98.80	98.81

ND = none detected.

	Analytical Report	Appendix B

Table III-J. Chamber Components Confirmation
Area Percent of Gasoline ETBE Vapor Condensate
Exposure 63

	Area %								
Compound	Control	TM Standard-1	Spiked Control-1	Sample 1010	Sample 2010	Sample 3010	Sample 4010	TM Standard-2	Spiked Control-2
Isobutane	ND	1.51	1.56	ND	1.73	1.78	1.77	1.48	1.53
N-Butane	ND	8.37	8.56	ND	9.22	9.41	9.35	8.31	8.48
3-Methyl-1-butene	ND	0.34	0.34	ND	0.35	0.35	0.36	0.34	0.35
Isopentane	ND	31.63	31.86	ND	32.29	32.38	32.32	31.70	31.81
N-Pentane	ND	6.81	6.88	ND	6.97	6.91	6.89	6.96	6.98
Trans-2-pentene	ND	2.16	2.17	ND	2.01	2.11	2.14	2.07	2.05
2,3-Dimethylbutane	ND	1.90	1.90	ND	1.87	1.84	1.78	1.84	1.83
2-Methylpentane	ND	5.74	5.77	ND	5.63	5.61	5.60	5.76	5.76
3-Methylpentane	ND	3.37	3.38	ND	3.30	3.27	3.28	3.38	3.37
N-hexane	ND	2.92	2.89	ND	2.82	2.83	2.83	2.92	2.92
ETBE	ND	18.76	18.78	ND	18.07	18.03	17.96	18.84	18.70
Methylcyclopentane	ND	1.54	1.53	ND	1.50	1.48	1.49	1.53	1.52
2,4-Dimethylpentane	ND	1.33	1.11	ND	1.29	1.28	1.29	1.32	1.33
Benzene	ND	2.40	2.33	ND	2.27	2.24	2.26	2.39	2.31
2-Methylhexane	ND	1.51	1.52	ND	1.45	1.45	1.44	1.52	1.51
2,3-Dimethylpentane	ND	1.50	1.49	ND	1.45	1.43	1.43	1.49	1.49
3-Methylhexane	ND	1.68	1.66	ND	1.62	1.59	1.61	1.67	1.67
Isooctane	ND	1.87	1.83	ND	1.79	1.76	1.79	1.84	1.86
Toluene	ND	3.44	3.25	ND	3.17	3.10	3.16	3.37	3.28
Total	0.00	98.78	98.81	0.00	98.80	98.85	98.75	98.73	98.75

ND = none detected.

	Analytical Report	Appendix B

Table III-K. Chamber Components Confirmation
Area Percent of Gasoline ETBE Vapor Condensate
Exposure 70

	Area %								
Compound	Control	TM Standard-1	Spiked Control-1	Sample 1011	Sample 2011	Sample 3011	Sample 4011	TM Standard-2	Spiked Control-2
Isobutane	ND	1.38	1.55	ND	1.78	1.78	1.81	1.39	1.54
N-Butane	ND	7.96	8.51	ND	9.55	9.44	9.48	7.99	8.46
3-Methyl-1-butene	ND	0.34	0.34	ND	0.37	0.36	0.36	0.34	0.34
Isopentane	ND	31.54	31.92	<LOQ	33.67	32.68	32.68	31.55	31.86
N-Pentane	ND	7.14	6.92	ND	7.31	7.33	7.23	7.13	7.14
Trans-2-pentene	ND	1.73	1.75	ND	1.84	1.73	1.81	1.84	1.68
2,3-Dimethylbutane	ND	1.90	1.85	ND	1.85	1.84	1.88	1.92	1.86
2-Methylpentane	ND	5.87	5.79	ND	5.68	5.62	5.64	5.85	5.79
3-Methylpentane	ND	3.44	3.39	ND	3.31	3.28	3.29	3.43	3.39
N-hexane	ND	2.97	2.94	ND	2.79	2.81	2.81	2.96	2.93
ETBE	ND	19.07	18.74	ND	17.61	17.85	17.81	19.02	18.71
Methylcyclopentane	ND	1.54	1.52	ND	1.48	1.46	1.46	1.54	1.52
2,4-Dimethylpentane	ND	1.34	1.33	ND	1.01	1.25	1.25	1.34	1.33
Benzene	ND	2.44	2.33	ND	2.19	2.22	2.22	2.41	2.33
2-Methylhexane	ND	1.55	1.53	ND	1.36	1.44	1.44	1.55	1.53
2,3-Dimethylpentane	ND	1.50	1.49	ND	1.32	1.39	1.39	1.51	1.49
3-Methylhexane	ND	1.69	1.67	ND	1.46	1.57	1.56	1.69	1.68
Isooctane	ND	1.88	1.88	ND	1.59	1.75	1.75	1.88	1.88
Toluene	ND	3.48	3.31	ND	2.64	3.03	2.99	3.46	3.31
Total	0.00	98.76	98.76	0.00	98.81	98.83	98.86	98.80	98.77

ND = none detected. <LOQ = Less than the limit of quantification = less than 25% of the area count of the component in the test material standard.

	Analytical Report	Appendix B

Table III-L. Chamber Components Confirmation
Area Percent of Gasoline ETBE Vapor Condensate
Exposure 77

	Area %								
Compound	Control	TM Standard-1	Spiked Control-1	Sample 1012	Sample 2012	Sample 3012	Sample 4012	TM Standard-2	Spiked Control-2
Isobutane	ND	1.49	1.58	ND	1.77	1.78	1.77	1.46	1.57
N-Butane	ND	8.30	8.59	ND	9.24	9.32	9.28	8.15	8.50
3-Methyl-1-butene	ND	0.34	0.34	ND	0.35	0.36	0.34	0.31	0.34
Isopentane	ND	31.67	31.94	<LOQ	32.12	32.14	32.22	31.54	31.83
N-Pentane	ND	7.13	7.10	<LOQ	7.16	7.24	7.20	7.21	7.10
Trans-2-pentene	ND	1.54	1.60	ND	1.55	1.52	1.66	1.52	1.56
2,3-Dimethylbutane	ND	1.89	1.86	ND	1.83	1.80	1.84	1.87	1.90
2-Methylpentane	ND	5.70	5.68	ND	5.61	5.61	5.62	5.72	5.69
3-Methylpentane	ND	3.34	3.32	ND	3.27	3.28	3.28	3.35	3.32
N-hexane	ND	2.87	2.86	ND	2.81	2.81	2.80	2.88	2.87
ETBE	ND	18.93	18.70	ND	18.22	18.37	18.33	19.09	18.82
Methylcyclopentane	ND	1.49	1.47	ND	1.45	1.46	1.44	1.50	1.48
2,4-Dimethylpentane	ND	1.30	1.28	ND	1.26	1.03	1.04	1.29	1.29
Benzene	ND	2.38	2.29	ND	2.22	2.24	2.21	2.41	2.31
2-Methylhexane	ND	1.50	1.49	ND	1.45	1.46	1.46	1.51	1.50
2,3-Dimethylpentane	ND	1.45	1.43	ND	1.40	1.41	1.39	1.46	1.45
3-Methylhexane	ND	1.63	1.62	ND	1.58	1.56	1.57	1.65	1.62
Isooctane	ND	1.84	1.82	ND	1.79	1.75	1.75	1.85	1.83
Toluene	ND	3.41	3.24	ND	3.12	3.08	3.07	3.41	3.27
Total	0.00	98.20	98.21	0.00	98.20	98.22	98.27	98.18	98.25

ND = none detected. <LOQ = Less than the limit of quantification = less than 25% of the area count of the component in the test material standard.

	Analytical Report	Appendix B

Table III-M. Chamber Components Confirmation
Area Percent of Gasoline ETBE Vapor Condensate
Exposure 84

	Area %								
Compound	Control	TM Standard-1	Spiked Control-1	Sample 1013	Sample 2013	Sample 3013	Sample 4013	TM Standard-2	Spiked Control-2
Isobutane	ND	1.44	1.51	ND	1.80	1.80	1.81	1.38	1.53
N-Butane	ND	8.08	8.24	ND	9.40	9.36	9.37	7.89	8.45
3-Methyl-1-butene	ND	0.34	0.34	ND	0.36	0.35	0.34	0.33	0.34
Isopentane	ND	31.34	31.39	ND	32.59	32.24	32.28	31.24	31.74
N-Pentane	ND	7.28	7.31	ND	7.32	7.33	7.26	7.19	7.29
Trans-2-pentene	ND	1.39	1.56	ND	1.57	1.52	1.44	1.49	1.36
2,3-Dimethylbutane	ND	1.85	1.88	ND	1.82	1.81	1.81	1.88	1.88
2-Methylpentane	ND	5.76	5.75	ND	5.59	5.56	5.57	5.80	5.74
3-Methylpentane	ND	3.37	3.36	ND	3.25	3.24	3.25	3.40	3.35
N-hexane	ND	2.92	2.90	ND	2.77	2.79	2.79	2.92	2.87
ETBE	ND	19.16	19.00	ND	18.02	18.05	18.10	19.35	18.93
Methylcyclopentane	ND	1.51	1.50	ND	1.44	1.44	1.44	1.52	1.49
2,4-Dimethylpentane	ND	1.32	1.31	ND	1.23	1.26	1.25	1.32	1.29
Benzene	ND	2.41	2.32	ND	2.21	2.22	2.22	2.41	2.29
2-Methylhexane	ND	1.52	1.52	ND	1.39	1.43	1.43	1.53	1.50
2,3-Dimethylpentane	ND	1.48	1.46	ND	1.35	1.39	1.39	1.49	1.46
3-Methylhexane	ND	1.66	1.65	ND	1.50	1.56	1.57	1.66	1.63
Isooctane	ND	1.86	1.87	ND	1.68	1.77	1.77	1.89	1.83
Toluene	ND	3.45	3.32	ND	2.93	3.12	3.10	3.45	3.24
Total	0.00	98.14	98.19	0.00	98.22	98.24	98.19	98.14	98.21

ND = none detected.

	Analytical Report	Appendix B

Table III-N. Chamber Components Confirmation
Area Percent of Gasoline ETBE Vapor Condensate
Exposure 91

	Area %								
Compound	Control	TM Standard-1	Spiked Control-1	Sample 1014	Sample 2014	Sample 3014	Sample 4014	TM Standard-2	Spiked Control-2
Isobutane	ND	1.51	1.59	ND	1.72	1.84	1.83	1.50	1.62
N-Butane	ND	8.34	8.61	ND	9.11	9.48	9.46	8.38	8.73
3-Methyl-1-butene	ND	0.34	0.34	ND	0.35	0.36	0.36	0.34	0.34
Isopentane	ND	31.45	31.73	ND	32.00	32.30	32.38	31.65	31.95
N-Pentane	ND	7.24	7.28	ND	7.29	7.33	7.29	7.18	7.33
Trans-2-pentene	ND	1.42	1.50	ND	1.39	1.38	1.48	1.42	1.43
2,3-Dimethylbutane	ND	1.83	1.84	ND	1.86	1.81	1.86	1.86	1.89
2-Methylpentane	ND	5.74	5.70	ND	5.62	5.54	5.54	5.75	5.70
3-Methylpentane	ND	3.36	3.34	ND	3.28	3.22	3.23	3.36	3.32
N-hexane	ND	2.89	2.83	ND	2.82	2.78	2.77	2.84	2.80
ETBE	ND	19.02	18.83	ND	18.33	17.98	17.99	19.03	18.71
Methylcyclopentane	ND	1.49	1.48	ND	1.46	1.44	1.43	1.49	1.47
2,4-Dimethylpentane	ND	1.30	1.29	ND	1.27	1.25	1.25	1.29	1.27
Benzene	ND	2.37	2.27	ND	2.25	2.23	2.20	2.36	2.24
2-Methylhexane	ND	1.51	1.49	ND	1.45	1.42	1.41	1.50	1.47
2,3-Dimethylpentane	ND	1.45	1.44	ND	1.42	1.39	1.38	1.45	1.42
3-Methylhexane	ND	1.63	1.61	ND	1.59	1.56	1.56	1.63	1.60
Isooctane	ND	1.85	1.83	ND	1.80	1.77	1.76	1.83	1.81
Toluene	ND	3.38	3.20	ND	3.19	3.17	3.11	3.32	3.13
Total	0.00	98.12	98.20	0.00	98.20	98.25	98.29	98.18	98.23

ND = none detected.

	Analytical Report	Appendix B

Table III-O. Chamber Components Confirmation
Area Percent of Gasoline ETBE Vapor Condensate
Exposure 98

	Area %								
Compound	Control	TM Standard-1	Spiked Control-1(reinj.)	Sample 1015	Sample 2015	Sample 3015	Sample 4015	TM Standard-2	Spiked Control-2
Isobutane	ND	1.48	1.52	ND	1.68	1.74	1.73	1.46	1.50
N-Butane	ND	8.20	8.33	ND	8.98	9.15	9.11	8.15	8.24
3-Methyl-1-butene	ND	0.34	0.34	ND	0.35	0.34	0.35	0.33	0.34
Isopentane	ND	31.22	31.26	ND	32.06	31.99	31.87	31.39	31.29
N-Pentane	ND	7.16	7.24	ND	7.26	7.32	7.25	7.25	7.32
Trans-2-pentene	ND	1.52	1.44	ND	1.55	1.42	1.51	1.45	1.39
2,3-Dimethylbutane	ND	1.90	1.90	ND	1.86	1.87	1.83	1.90	1.87
2-Methylpentane	ND	5.76	5.76	ND	5.66	5.63	5.62	5.80	5.78
3-Methylpentane	ND	3.37	3.37	ND	3.30	3.28	3.28	3.39	3.38
N-hexane	ND	2.91	2.89	ND	2.84	2.81	2.81	2.91	2.91
ETBE	ND	19.12	19.10	ND	18.42	18.33	18.38	19.28	19.09
Methylcyclopentane	ND	1.50	1.50	ND	1.47	1.46	1.46	1.51	1.50
2,4-Dimethylpentane	ND	1.31	1.32	ND	1.26	1.26	1.27	1.10	1.10
Benzene	ND	2.41	2.34	ND	2.28	2.27	2.28	2.40	2.34
2-Methylhexane	ND	1.52	1.53	ND	1.44	1.44	1.46	1.53	1.53
2,3-Dimethylpentane	ND	1.47	1.47	ND	1.40	1.40	1.41	1.46	1.46
3-Methylhexane	ND	1.65	1.66	ND	1.56	1.57	1.59	1.65	1.64
Isooctane	ND	1.87	1.89	ND	1.76	1.79	1.80	1.86	1.86
Toluene	ND	3.45	3.35	ND	3.10	3.16	3.22	3.37	3.34
Total	0.00	98.16	98.21	0.00	98.23	98.23	98.23	98.19	97.88

ND = none detected.

	Analytical Report	Appendix B

Table III-P. Chamber Components Confirmation
Area Percent of Gasoline ETBE Vapor Condensate
Exposure 105

	Area %								
Compound	Control	TM Standard-1	Spiked Control-1	Sample 1016	Sample 2016	Sample 3016	Sample 4016	TM Standard-2	Spiked Control-2
Isobutane	ND	1.39	1.43	ND	1.68	1.65	1.71	1.36	1.44
N-Butane	ND	7.86	8.00	ND	8.95	8.76	8.95	7.76	8.01
3-Methyl-1-butene	ND	0.33	0.33	ND	0.34	0.34	0.34	0.32	0.33
Isopentane	ND	30.92	31.15	ND	32.00	31.58	31.76	30.83	31.15
N-Pentane	ND	7.39	7.40	ND	7.31	7.25	7.19	7.22	7.32
Trans-2-pentene	ND	1.28	1.36	ND	1.57	1.53	1.55	1.51	1.43
2,3-Dimethylbutane	ND	1.90	1.92	ND	1.85	1.88	1.81	1.93	1.87
2-Methylpentane	ND	5.86	5.86	ND	5.68	5.72	5.63	5.86	5.88
3-Methylpentane	ND	3.43	3.42	ND	3.31	3.33	3.28	3.43	3.43
N-hexane	ND	2.96	2.94	ND	2.83	2.87	2.83	2.95	2.95
ETBE	ND	19.53	19.45	ND	18.45	18.56	18.41	19.52	19.45
Methylcyclopentane	ND	1.52	1.51	ND	1.46	1.48	1.47	1.51	1.51
2,4-Dimethylpentane	ND	1.10	1.11	ND	1.26	1.29	1.28	1.32	1.10
Benzene	ND	2.48	2.35	ND	2.27	2.31	2.30	2.46	2.35
2-Methylhexane	ND	1.57	1.55	ND	1.43	1.48	1.46	1.54	1.55
2,3-Dimethylpentane	ND	1.49	1.47	ND	1.38	1.43	1.41	1.47	1.46
3-Methylhexane	ND	1.68	1.65	ND	1.55	1.61	1.60	1.66	1.64
Isooctane	ND	1.90	1.88	ND	1.77	1.84	1.84	1.90	1.89
Toluene	ND	3.55	3.37	ND	3.09	3.30	3.30	3.55	3.35
Total	0.00	98.14	98.15	0.00	98.18	98.21	98.12	98.10	98.11

ND = none detected.

	Analytical Report	Appendix B

Table III-Q. Chamber Components Confirmation
Area Percent of Gasoline ETBE Vapor Condensate
Exposure 112

	Area %								
Compound	Control	TM Standard-1	Spiked Control-1	Sample 1017	Sample 2017	Sample 3017	Sample 4017	TM Standard-2	Spiked Control-2
Isobutane	ND	1.43	1.49	ND	1.64	1.73	1.72	1.38	1.38
N-Butane	ND	8.00	8.21	ND	8.76	9.04	9.04	7.84	7.79
3-Methyl-1-butene	ND	0.33	0.33	ND	0.35	0.35	0.35	0.33	0.32
Isopentane	ND	31.17	31.43	ND	31.98	31.99	31.96	31.12	30.91
N-Pentane	ND	7.39	7.21	ND	7.34	7.31	7.27	7.23	7.21
Trans-2-pentene	ND	1.27	1.55	ND	1.48	1.45	1.45	1.46	1.46
2,3-Dimethylbutane	ND	1.88	1.86	ND	1.85	1.86	1.84	1.88	1.88
2-Methylpentane	ND	5.80	5.81	ND	5.70	5.67	5.64	5.83	5.85
3-Methylpentane	ND	3.39	3.39	ND	3.32	3.30	3.29	3.41	3.42
N-hexane	ND	2.92	2.79	ND	2.84	2.84	2.82	2.91	2.96
ETBE	ND	19.30	19.19	ND	18.57	18.03	18.30	19.40	19.50
Methylcyclopentane	ND	1.50	1.49	ND	1.49	1.46	1.46	1.51	1.53
2,4-Dimethylpentane	ND	1.32	1.29	ND	1.27	1.28	1.27	1.31	1.34
Benzene	ND	2.42	2.34	ND	2.31	2.31	2.28	2.43	2.39
2-Methylhexane	ND	1.53	1.51	ND	1.43	1.46	1.45	1.53	1.56
2,3-Dimethylpentane	ND	1.46	1.43	ND	1.39	1.41	1.40	1.46	1.48
3-Methylhexane	ND	1.65	1.61	ND	1.56	1.59	1.58	1.65	1.67
Isooctane	ND	1.89	1.85	ND	1.77	1.81	1.80	1.90	1.94
Toluene	ND	3.50	3.34	ND	3.11	3.27	3.23	3.51	3.51
Total	0.00	98.15	98.12	0.00	98.16	98.16	98.15	98.09	98.10

ND = none detected.

	Analytical Report	Appendix B

Table III-R. Chamber Components Confirmation
Area Percent of Gasoline ETBE Vapor Condensate
Exposure 119

	Area %								
Compound	Control	TM Standard-1	Spiked Control-1	Sample 1018	Sample 2018	Sample 3018	Sample 4018	TM Standard-2	Spiked Control-2
Isobutane	ND	1.48	1.49	<LOQ	1.82	1.74	1.74	1.46	1.48
N-Butane	ND	8.09	8.13	<LOQ	9.23	9.05	9.00	8.02	8.10
3-Methyl-1-butene	ND	0.33	0.32	ND	0.34	0.34	0.29	0.33	0.32
Isopentane	ND	31.16	31.28	<LOQ	32.01	32.02	31.86	31.22	31.32
N-Pentane + Trans-2-Pentane[a]	ND	8.34	8.25	<LOQ	8.15	8.34	8.34	8.30	8.33
2,3-Dimethylbutane	ND	1.84	1.89	ND	1.83	1.83	1.88	1.92	1.89
2-Methylpentane	ND	5.75	5.80	<LOQ	5.60	5.65	5.65	5.79	5.80
3-Methylpentane	ND	3.35	3.35	ND	3.24	3.27	3.29	3.37	3.37
N-hexane	ND	2.82	2.79	ND	2.71	2.74	2.76	2.84	2.84
ETBE	ND	18.73	18.80	ND	17.91	18.01	18.14	18.89	18.79
Methylcyclopentane	ND	1.56	1.57	ND	1.49	1.51	1.52	1.57	1.57
2,4-Dimethylpentane	ND	1.29	1.31	ND	1.23	1.25	1.26	1.31	1.31
Benzene	<LOQ	2.48	2.31	<LOQ	2.38	2.26	2.32	2.39	2.31
2-Methylhexane	ND	1.51	1.53	ND	1.43	1.45	1.46	1.53	1.53
2,3-Dimethylpentane	ND	1.53	1.55	ND	1.42	1.46	1.47	1.53	1.54
3-Methylhexane	ND	1.70	1.71	ND	1.62	1.61	1.63	1.70	1.70
Isooctane	ND	1.93	2.01	ND	1.90	1.89	1.90	2.01	2.00
Toluene	ND	3.65	3.58	ND	3.40	3.46	3.39	3.68	3.61
Total	0.00	97.54	97.67	0.00	97.71	97.88	97.90	97.86	97.81

[a]Note that N-Pentane & Trans-2-Pentene Co-eluted during Exposure 119. ND = none detected.
<LOQ = Less than the limit of quantification = less than 25% of the area count of the component in the test material standard.

	Analytical Report	Appendix B

Table III-S. Chamber Components Confirmation
Area Percent of Gasoline ETBE Vapor Condensate
Exposure 126

	Area %							
Compound	Control	TM Standard-1	Spiked Control-1	Sample 1019	Sample 3019	Sample 4019	TM Standard-2	Spiked Control-2
Isobutane	ND	1.50	1.55	ND	1.72	1.75	1.51	1.54
N-Butane	ND	8.32	8.43	ND	9.13	9.24	8.38	8.48
3-Methyl-1-butene	ND	0.32	0.34	ND	0.35	0.36	0.34	0.33
Isopentane	ND	31.37	31.32	ND	32.04	32.06	31.52	31.52
N-Pentane	ND	7.26	7.49	ND	7.38	7.25	7.29	7.28
Trans-2-pentene	ND	1.42	1.12	ND	1.36	1.45	1.35	1.43
2,3-Dimethylbutane	ND	1.85	1.85	ND	1.77	1.81	1.82	1.82
2-Methylpentane	ND	5.50	5.48	ND	5.10	5.06	5.20	5.20
3-Methylpentane	ND	3.36	3.35	ND	3.28	3.26	3.36	3.36
N-hexane	ND	3.05	3.04	ND	2.97	2.95	3.04	3.04
ETBE	ND	19.19	19.03	ND	18.56	18.46	19.13	19.05
Methylcyclopentane	ND	1.56	1.56	ND	1.52	1.51	1.56	1.56
2,4-Dimethylpentane	ND	1.15	1.35	ND	1.10	1.29	1.15	1.16
Benzene	ND	2.46	2.39	ND	2.31	2.30	2.46	2.39
2-Methylhexane	ND	1.53	1.53	ND	1.48	1.46	1.53	1.54
2,3-Dimethylpentane	ND	1.54	1.55	ND	1.49	1.47	1.55	1.55
3-Methylhexane	ND	1.72	1.73	ND	1.66	1.64	1.72	1.72
Isooctane	ND	1.88	1.92	ND	1.83	1.82	1.91	1.92
Toluene	<LOQ	3.65	3.50	ND	3.36	3.31	3.57	3.51
Total	0.00	98.63	98.53	0.00	98.41	98.45	98.39	98.40

ND = none detected. <LOQ = Less than the limit of quantification = less than 25% of the area count of the component in the test material standard

	Analytical Report	Appendix B

Figure I. Typical Gas Chromatogram of Group I Charcoal Tube Sample (Exposure 21)

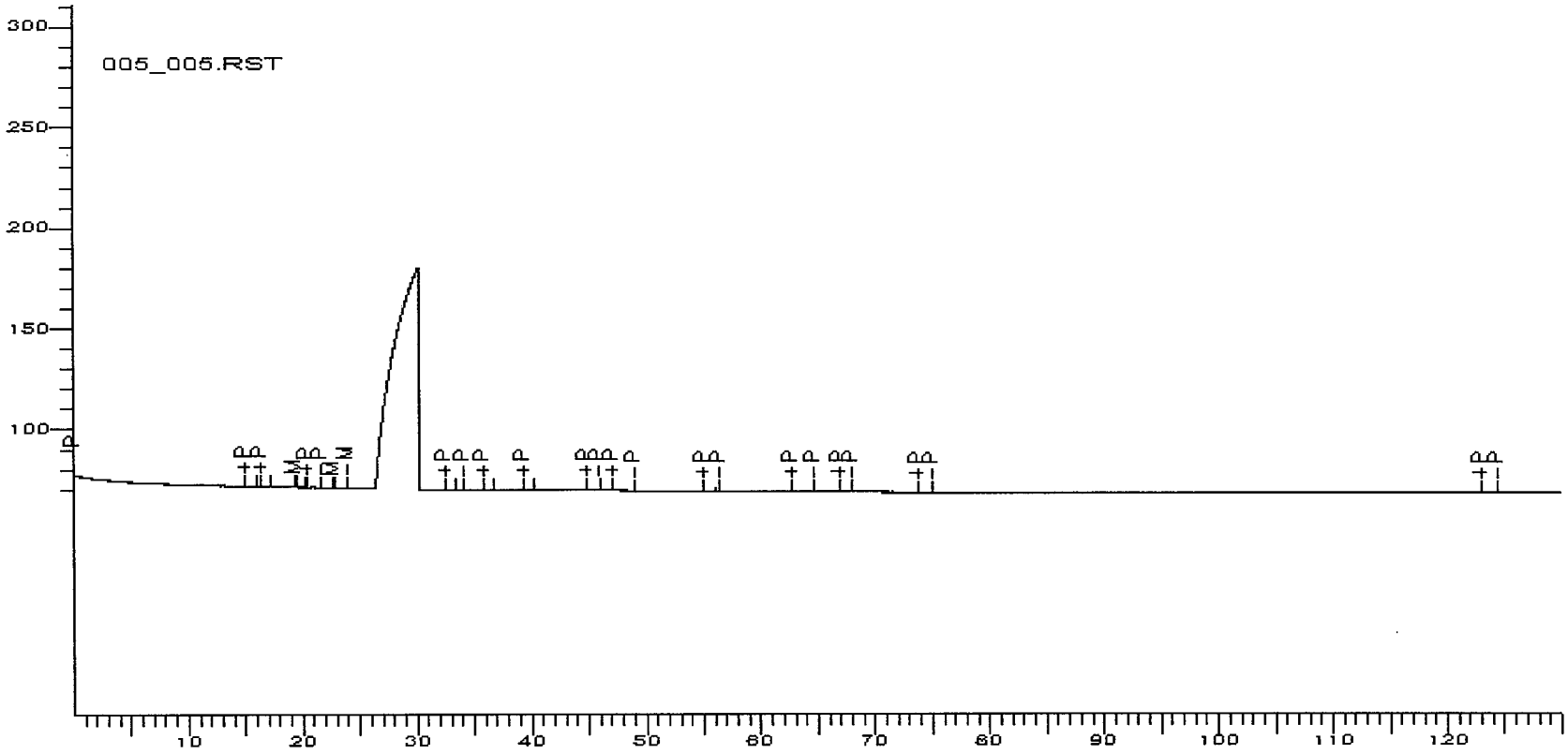

Response (mV) vs Time (minutes)

	Analytical Report	Appendix B

Figure II. Typical Gas Chromatogram of Group II Charcoal Tube Sample (Exposure 21)

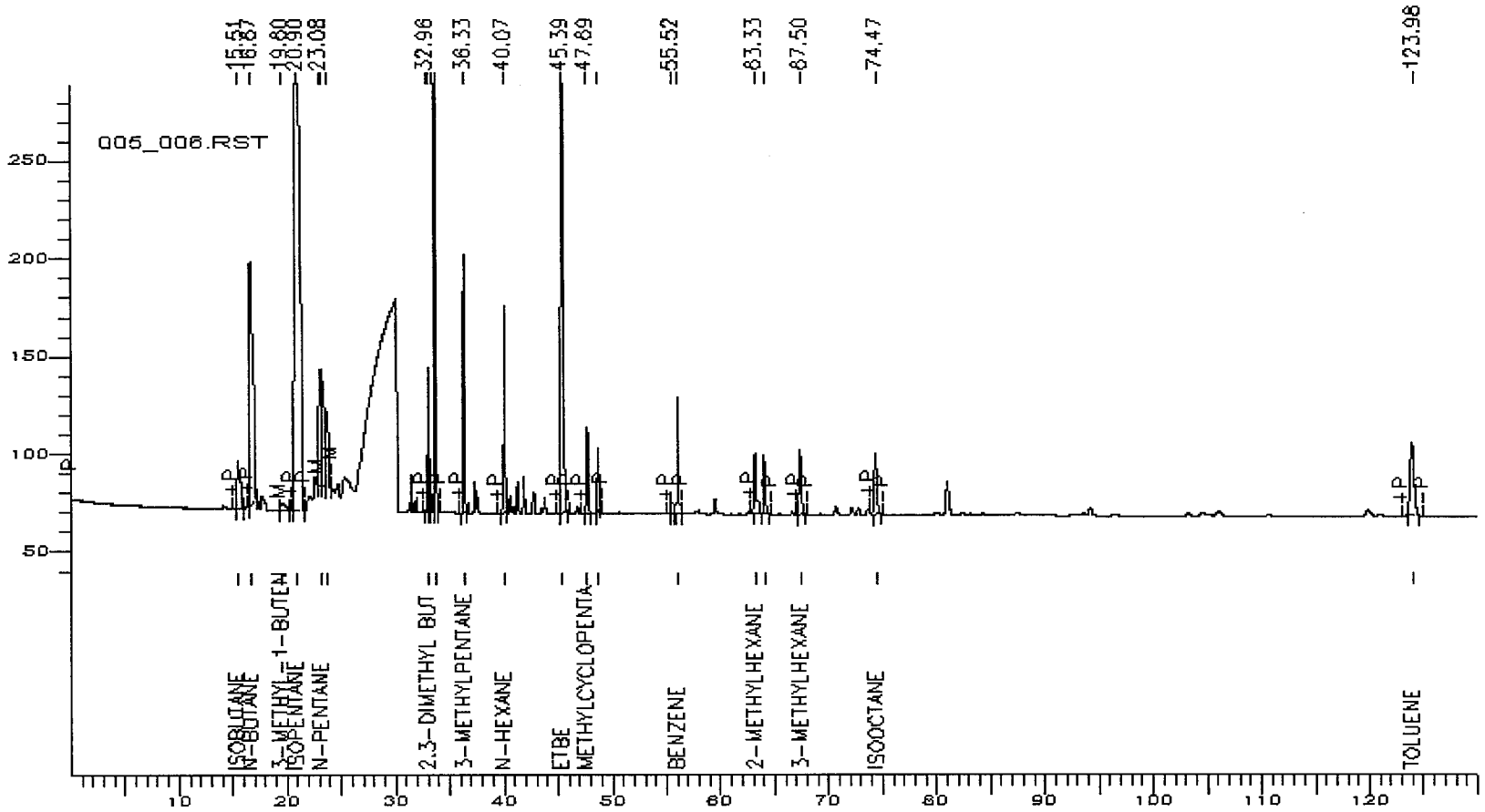

Response (mV) vs Time (minutes)

	Analytical Report	Appendix B

Figure III. Typical Gas Chromatogram of Group III Charcoal Tube Sample (Exposure 21)

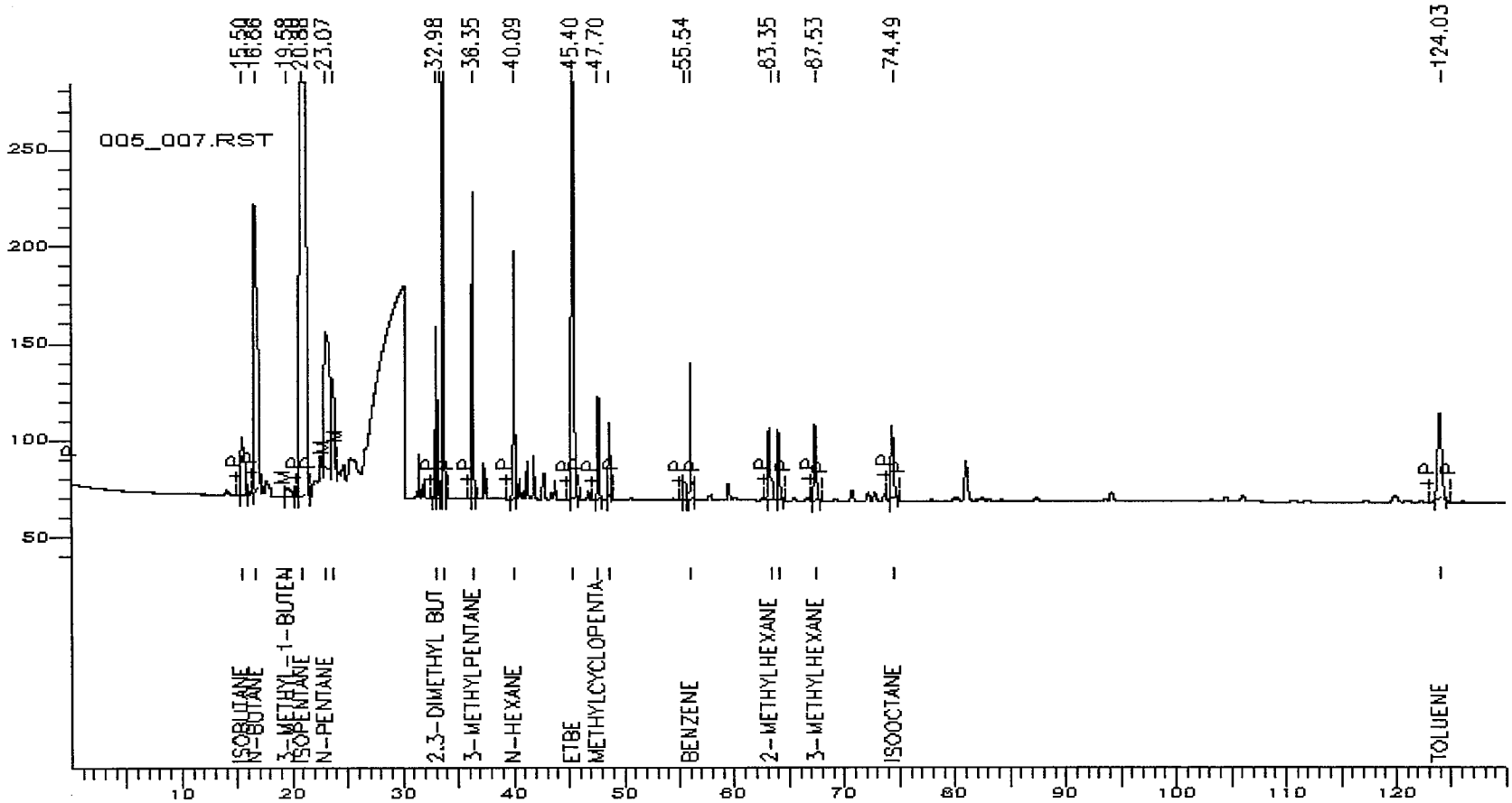

Response (mV) vs Time (minutes)

	Analytical Report	Appendix B

Figure IV. Typical Gas Chromatogram of Group IV Charcoal Tube Sample (Exposure 21)

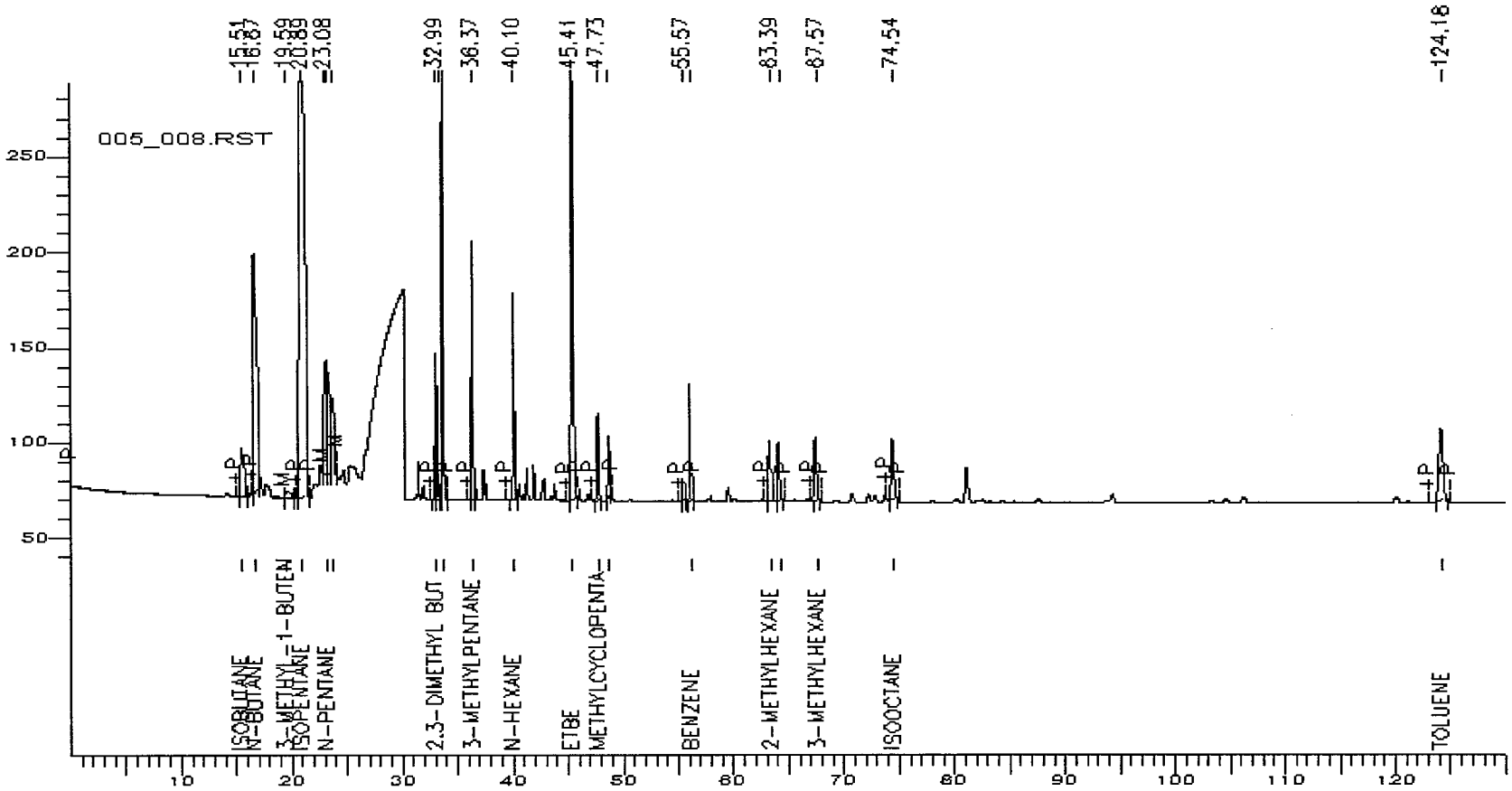

Response (mV) vs Time (minutes)

APPENDIX C - P0 GENERATION

GASOLINE ETBE VAPOR CONDENSATE: A ONE-GENERATION WHOLE-BODY
INHALATION REPRODUCTION TOXICITY STUDY IN RATS

INDIVIDUAL ANIMAL TERMINATION HISTORY

MALES GROUP I 0 MG/M3

ANIMAL#	TYPE OF DEATH	DATE OF DEATH	STUDY DAY
1051	TERMINAL SACRIFICE	8-JUL-02	111
1052	TERMINAL SACRIFICE	8-JUL-02	111
1053	TERMINAL SACRIFICE	8-JUL-02	111
1054	TERMINAL SACRIFICE	8-JUL-02	111
1055	TERMINAL SACRIFICE	8-JUL-02	111
1056	TERMINAL SACRIFICE	8-JUL-02	111
1057	TERMINAL SACRIFICE	8-JUL-02	111
1058	TERMINAL SACRIFICE	8-JUL-02	111
1059	TERMINAL SACRIFICE	8-JUL-02	111
1060	TERMINAL SACRIFICE	8-JUL-02	111
1061	TERMINAL SACRIFICE	8-JUL-02	111
1062	TERMINAL SACRIFICE	8-JUL-02	111
1063	TERMINAL SACRIFICE	8-JUL-02	111
1064	TERMINAL SACRIFICE	9-JUL-02	112
1065	TERMINAL SACRIFICE	9-JUL-02	112
1066	TERMINAL SACRIFICE	9-JUL-02	112
1067	TERMINAL SACRIFICE	9-JUL-02	112
1068	TERMINAL SACRIFICE	9-JUL-02	112
1069	TERMINAL SACRIFICE	9-JUL-02	112
1070	TERMINAL SACRIFICE	9-JUL-02	112
1071	TERMINAL SACRIFICE	9-JUL-02	112
1072	TERMINAL SACRIFICE	9-JUL-02	112
1073	TERMINAL SACRIFICE	9-JUL-02	112
1074	TERMINAL SACRIFICE	9-JUL-02	112
1075	TERMINAL SACRIFICE	9-JUL-02	112
1076	TERMINAL SACRIFICE	9-JUL-02	112

APPENDIX C - P0 GENERATION

GASOLINE ETBE VAPOR CONDENSATE: A ONE-GENERATION WHOLE-BODY
INHALATION REPRODUCTION TOXICITY STUDY IN RATS

INDIVIDUAL ANIMAL TERMINATION HISTORY

MALES GROUP II 2000 MG/M3

ANIMAL#		TYPE OF DEATH	DATE OF DEATH	STUDY DAY
2051		TERMINAL SACRIFICE	8-JUL-02	111
2052		TERMINAL SACRIFICE	8-JUL-02	111
2053		TERMINAL SACRIFICE	8-JUL-02	111
2054		TERMINAL SACRIFICE	8-JUL-02	111
2055		TERMINAL SACRIFICE	8-JUL-02	111
2056		TERMINAL SACRIFICE	8-JUL-02	111
2057		TERMINAL SACRIFICE	8-JUL-02	111
2058		TERMINAL SACRIFICE	8-JUL-02	111
2059		TERMINAL SACRIFICE	8-JUL-02	111
2060		TERMINAL SACRIFICE	8-JUL-02	111
2061		TERMINAL SACRIFICE	8-JUL-02	111
2062		TERMINAL SACRIFICE	8-JUL-02	111
2063		TERMINAL SACRIFICE	8-JUL-02	111
2064		TERMINAL SACRIFICE	9-JUL-02	112
2065		TERMINAL SACRIFICE	9-JUL-02	112
2066		TERMINAL SACRIFICE	9-JUL-02	112
2067		TERMINAL SACRIFICE	9-JUL-02	112
2068		TERMINAL SACRIFICE	9-JUL-02	112
2069		TERMINAL SACRIFICE	9-JUL-02	112
2070		TERMINAL SACRIFICE	9-JUL-02	112
2071		TERMINAL SACRIFICE	9-JUL-02	112
2072		TERMINAL SACRIFICE	9-JUL-02	112
2073	DIED	FOUND DEAD	30-APR-02	42
2074		TERMINAL SACRIFICE	9-JUL-02	112
2075		TERMINAL SACRIFICE	9-JUL-02	112
2076		TERMINAL SACRIFICE	9-JUL-02	112

DIED=FOUND DEAD

APPENDIX C - P0 GENERATION

GASOLINE ETBE VAPOR CONDENSATE: A ONE-GENERATION WHOLE-BODY
INHALATION REPRODUCTION TOXICITY STUDY IN RATS

INDIVIDUAL ANIMAL TERMINATION HISTORY

MALES GROUP III 10000 MG/M3

ANIMAL#		TYPE OF DEATH	DATE OF DEATH	STUDY DAY
3051		TERMINAL SACRIFICE	8-JUL-02	111
3052		TERMINAL SACRIFICE	8-JUL-02	111
3053		TERMINAL SACRIFICE	8-JUL-02	111
3054		TERMINAL SACRIFICE	8-JUL-02	111
3055	HS	HUMANE SACRIFICE	17-MAY-02	59
3056		TERMINAL SACRIFICE	8-JUL-02	111
3057		TERMINAL SACRIFICE	8-JUL-02	111
3058		TERMINAL SACRIFICE	8-JUL-02	111
3059		TERMINAL SACRIFICE	8-JUL-02	111
3060		TERMINAL SACRIFICE	8-JUL-02	111
3061		TERMINAL SACRIFICE	8-JUL-02	111
3062		TERMINAL SACRIFICE	8-JUL-02	111
3063		TERMINAL SACRIFICE	8-JUL-02	111
3064		TERMINAL SACRIFICE	9-JUL-02	112
3065		TERMINAL SACRIFICE	9-JUL-02	112
3066		TERMINAL SACRIFICE	9-JUL-02	112
3067		TERMINAL SACRIFICE	9-JUL-02	112
3068		TERMINAL SACRIFICE	9-JUL-02	112
3069		TERMINAL SACRIFICE	9-JUL-02	112
3070		TERMINAL SACRIFICE	9-JUL-02	112
3071		TERMINAL SACRIFICE	9-JUL-02	112
3072		TERMINAL SACRIFICE	9-JUL-02	112
3073		TERMINAL SACRIFICE	9-JUL-02	112
3074		TERMINAL SACRIFICE	9-JUL-02	112
3075		TERMINAL SACRIFICE	9-JUL-02	112
3076		TERMINAL SACRIFICE	9-JUL-02	112

HS=HUMANE SACRIFICE

APPENDIX C - P0 GENERATION

GASOLINE ETBE VAPOR CONDENSATE: A ONE-GENERATION WHOLE-BODY
INHALATION REPRODUCTION TOXICITY STUDY IN RATS

INDIVIDUAL ANIMAL TERMINATION HISTORY

MALES GROUP IV 20000 MG/M3

ANIMAL#	TYPE OF DEATH	DATE OF DEATH	STUDY DAY
4051	TERMINAL SACRIFICE	8-JUL-02	111
4052	TERMINAL SACRIFICE	8-JUL-02	111
4053	TERMINAL SACRIFICE	8-JUL-02	111
4054	TERMINAL SACRIFICE	8-JUL-02	111
4055	TERMINAL SACRIFICE	8-JUL-02	111
4056	TERMINAL SACRIFICE	8-JUL-02	111
4057	TERMINAL SACRIFICE	8-JUL-02	111
4058	TERMINAL SACRIFICE	8-JUL-02	111
4059	TERMINAL SACRIFICE	8-JUL-02	111
4060	TERMINAL SACRIFICE	8-JUL-02	111
4061	TERMINAL SACRIFICE	8-JUL-02	111
4062	TERMINAL SACRIFICE	8-JUL-02	111
4063	TERMINAL SACRIFICE	8-JUL-02	111
4064	TERMINAL SACRIFICE	9-JUL-02	112
4065	TERMINAL SACRIFICE	9-JUL-02	112
4066	TERMINAL SACRIFICE	9-JUL-02	112
4067	TERMINAL SACRIFICE	9-JUL-02	112
4068	TERMINAL SACRIFICE	9-JUL-02	112
4069	TERMINAL SACRIFICE	9-JUL-02	112
4070	TERMINAL SACRIFICE	9-JUL-02	112
4071	TERMINAL SACRIFICE	9-JUL-02	112
4072	TERMINAL SACRIFICE	9-JUL-02	112
4073	TERMINAL SACRIFICE	9-JUL-02	112
4074	TERMINAL SACRIFICE	9-JUL-02	112
4075	TERMINAL SACRIFICE	9-JUL-02	112
4076	TERMINAL SACRIFICE	9-JUL-02	112

APPENDIX C - P0 GENERATION

GASOLINE ETBE VAPOR CONDENSATE: A ONE-GENERATION WHOLE-BODY
INHALATION REPRODUCTION TOXICITY STUDY IN RATS

INDIVIDUAL ANIMAL TERMINATION HISTORY

FEMALES GROUP I 0 MG/M3

ANIMAL#		TYPE OF DEATH	DATE OF DEATH	STUDY DAY	PREGNANCY STATUS
1551		TERMINAL SACRIFICE	18-JUL-02	121	P
1552		TERMINAL SACRIFICE	19-JUL-02	122	P
1553		TERMINAL SACRIFICE	17-JUL-02	120	P
1554		TERMINAL SACRIFICE	20-JUL-02	123	P
1555		TERMINAL SACRIFICE	22-JUN-02	95	NP
1556		TERMINAL SACRIFICE	19-JUL-02	122	P
1557		TERMINAL SACRIFICE	18-JUL-02	121	P
1558		TERMINAL SACRIFICE	19-JUL-02	122	P
1559		TERMINAL SACRIFICE	29-JUL-02	132	P
1560		TERMINAL SACRIFICE	19-JUL-02	122	P
1561		TERMINAL SACRIFICE	17-JUL-02	120	P
1562		TERMINAL SACRIFICE	16-JUL-02	119	P
1563		TERMINAL SACRIFICE	21-JUL-02	124	P
1564	PNMD	TERMINAL SACRIFICE	18-JUL-02	121	P
1565		TERMINAL SACRIFICE	21-JUL-02	124	P
1566		TERMINAL SACRIFICE	20-JUL-02	123	P
1567		TERMINAL SACRIFICE	17-JUL-02	120	P
1568		TERMINAL SACRIFICE	20-JUL-02	123	P
1569		TERMINAL SACRIFICE	20-JUL-02	123	P
1570		TERMINAL SACRIFICE	19-JUL-02	122	P
1571		TERMINAL SACRIFICE	18-JUL-02	121	P
1572		TERMINAL SACRIFICE	20-JUL-02	123	P
1573		TERMINAL SACRIFICE	18-JUL-02	121	P
1574		TERMINAL SACRIFICE	20-JUL-02	123	P
1575		TERMINAL SACRIFICE	20-JUL-02	123	P
1576		TERMINAL SACRIFICE	20-JUL-02	123	P

NP-NOT PREGNANT, P-PREGNANT

PNMD=PREGNANT, NO MATING DATE

APPENDIX C - P0 GENERATION

GASOLINE ETBE VAPOR CONDENSATE: A ONE-GENERATION WHOLE-BODY
INHALATION REPRODUCTION TOXICITY STUDY IN RATS

INDIVIDUAL ANIMAL TERMINATION HISTORY

FEMALES GROUP II 2000 MG/M3

ANIMAL#		TYPE OF DEATH	DATE OF DEATH	STUDY DAY	PREGNANCY STATUS
2551		TERMINAL SACRIFICE	18-JUL-02	121	P
2552		TERMINAL SACRIFICE	19-JUL-02	122	P
2553		TERMINAL SACRIFICE	25-JUN-02	98	NP
2554		TERMINAL SACRIFICE	20-JUL-02	123	P
2555		TERMINAL SACRIFICE	19-JUL-02	122	P
2556		TERMINAL SACRIFICE	18-JUL-02	121	P
2557		TERMINAL SACRIFICE	19-JUL-02	122	P
2558		TERMINAL SACRIFICE	20-JUL-02	123	P
2559	NNMD	TERMINAL SACRIFICE	5-JUL-02	108	NP
2560		TERMINAL SACRIFICE	20-JUL-02	123	P
2561		TERMINAL SACRIFICE	18-JUL-02	121	P
2562		TERMINAL SACRIFICE	19-JUL-02	122	P
2563		TERMINAL SACRIFICE	18-JUL-02	121	P
2564		TERMINAL SACRIFICE	20-JUL-02	123	P
2565		TERMINAL SACRIFICE	17-JUL-02	120	P
2566		TERMINAL SACRIFICE	17-JUL-02	120	P
2567		TERMINAL SACRIFICE	18-JUL-02	121	P
2568		TERMINAL SACRIFICE	18-JUL-02	121	P
2569		TERMINAL SACRIFICE	17-JUL-02	120	P
2570		TERMINAL SACRIFICE	19-JUL-02	122	P
2571		TERMINAL SACRIFICE	18-JUL-02	121	P
2572		TERMINAL SACRIFICE	21-JUL-02	124	P
2573		TERMINAL SACRIFICE	18-JUL-02	121	P
2574		TERMINAL SACRIFICE	19-JUL-02	122	P
2575		TERMINAL SACRIFICE	21-JUL-02	124	P
2576		TERMINAL SACRIFICE	20-JUL-02	123	P

NP-NOT PREGNANT, P-PREGNANT

NNMD=NOT PREG., NO MATING DATE

APPENDIX C - P0 GENERATION

GASOLINE ETBE VAPOR CONDENSATE: A ONE-GENERATION WHOLE-BODY
INHALATION REPRODUCTION TOXICITY STUDY IN RATS

INDIVIDUAL ANIMAL TERMINATION HISTORY

FEMALES GROUP III 10000 MG/M3

ANIMAL#	TYPE OF DEATH	DATE OF DEATH	STUDY DAY	PREGNANCY STATUS
3551	TERMINAL SACRIFICE	17-JUL-02	120	P
3552	TERMINAL SACRIFICE	23-JUL-02	126	P
3553	TERMINAL SACRIFICE	17-JUL-02	120	P
3554	TERMINAL SACRIFICE	16-JUL-02	119	P
3555	TERMINAL SACRIFICE	20-JUL-02	123	P
3556	TERMINAL SACRIFICE	20-JUL-02	123	P
3557	TERMINAL SACRIFICE	17-JUL-02	120	P
3558	TERMINAL SACRIFICE	19-JUL-02	122	P
3559	TERMINAL SACRIFICE	16-JUL-02	119	P
3560	TERMINAL SACRIFICE	24-JUL-02	127	P
3561	TERMINAL SACRIFICE	20-JUL-02	123	P
3562	TERMINAL SACRIFICE	17-JUL-02	120	P
3563	TERMINAL SACRIFICE	20-JUL-02	123	P
3564	TERMINAL SACRIFICE	18-JUL-02	121	P
3565	TERMINAL SACRIFICE	20-JUL-02	123	P
3566	TERMINAL SACRIFICE	18-JUL-02	121	P
3567	TERMINAL SACRIFICE	17-JUL-02	120	P
3568	TERMINAL SACRIFICE	20-JUL-02	123	P
3569	TERMINAL SACRIFICE	20-JUL-02	123	P
3570	TERMINAL SACRIFICE	18-JUL-02	121	P
3571	TERMINAL SACRIFICE	17-JUL-02	120	P
3572	TERMINAL SACRIFICE	20-JUL-02	123	P
3573	TERMINAL SACRIFICE	18-JUL-02	121	P
3574	TERMINAL SACRIFICE	17-JUL-02	120	P
3575	TERMINAL SACRIFICE	17-JUL-02	120	P
3576	TERMINAL SACRIFICE	20-JUL-02	123	P

NP-NOT PREGNANT, P-PREGNANT

APPENDIX C - P0 GENERATION

GASOLINE ETBE VAPOR CONDENSATE: A ONE-GENERATION WHOLE-BODY
INHALATION REPRODUCTION TOXICITY STUDY IN RATS

INDIVIDUAL ANIMAL TERMINATION HISTORY

FEMALES GROUP IV 20000 MG/M3

ANIMAL#		TYPE OF DEATH	DATE OF DEATH	STUDY DAY	PREGNANCY STATUS
4551		TERMINAL SACRIFICE	18-JUL-02	121	P
4552		TERMINAL SACRIFICE	22-JUN-02	95	NP
4553	AD	ACCIDENTAL DEATH	30-APR-02	42	-
4554		TERMINAL SACRIFICE	19-JUL-02	122	P
4555		TERMINAL SACRIFICE	17-JUL-02	120	P
4556		TERMINAL SACRIFICE	24-JUL-02	127	P
4557		TERMINAL SACRIFICE	18-JUL-02	121	P
4558		TERMINAL SACRIFICE	20-JUL-02	123	P
4559		TERMINAL SACRIFICE	22-JUL-02	125	P
4560		TERMINAL SACRIFICE	19-JUL-02	122	P
4561		TERMINAL SACRIFICE	19-JUL-02	122	P
4562		TERMINAL SACRIFICE	23-JUN-02	96	NP
4563		TERMINAL SACRIFICE	20-JUL-02	123	P
4564		TERMINAL SACRIFICE	17-JUL-02	120	P
4565		TERMINAL SACRIFICE	20-JUL-02	123	P
4566		TERMINAL SACRIFICE	17-JUL-02	120	P
4567		TERMINAL SACRIFICE	17-JUL-02	120	P
4568		TERMINAL SACRIFICE	20-JUL-02	123	P
4569		TERMINAL SACRIFICE	18-JUL-02	121	P
4570		TERMINAL SACRIFICE	17-JUL-02	120	P
4571		TERMINAL SACRIFICE	18-JUL-02	121	P
4572		TERMINAL SACRIFICE	18-JUL-02	121	P
4573		TERMINAL SACRIFICE	18-JUL-02	121	P
4574		TERMINAL SACRIFICE	18-JUL-02	121	P
4575		TERMINAL SACRIFICE	19-JUL-02	122	P
4576		TERMINAL SACRIFICE	18-JUL-02	121	P

NP-NOT PREGNANT, P-PREGNANT

AD=ACCIDENTAL DEATH

	Individual Clinical Observations (P0 Generation) Preface	Appendix D

For summarization purposes, descriptive comments [i.e., location of scab(s) and sore(s), etc.] are not presented in this appendix. These data are contained in the study raw data if needed.

Corresponding exposure levels for each group were as follows:

Group I - 0 mg/m^3
Group II - 2,000 mg/m^3
Group III - 10,000 mg/m^3
Group IV - 20,000 mg/m^3

APPENDIX D - P0 GENERATION

GASOLINE ETBE VAPOR CONDENSATE: A ONE-GENERATION WHOLE-BODY
INHALATION REPRODUCTION TOXICITY STUDY IN RATS

INDIVIDUAL CLINICAL OBSERVATIONS

MALES GROUP I 0 MG/M3

ANIMAL#	OBSERVATIONS	DAY OF STUDY - 7	0	7	1 4	1 8	2 5	2 9	3 6	4 3	5 0	6 7	7 4	8 1	9 8	9 5	10 2	11
1051	WITHIN NORMAL LIMITS	P	P	P	P	P	P	P	P	P	P	P	P	P	P	P	P	
	TERMINAL SACRIFICE																P	
1052	WITHIN NORMAL LIMITS	P	P	P	P	P	P	P	P	P	P	P	P	P	P	P	P	
	TERMINAL SACRIFICE																P	
1053	WITHIN NORMAL LIMITS	P	P	P	P	P	P	P	P	P	P	P	P	P	P	P	P	
	TERMINAL SACRIFICE																P	
1054	WITHIN NORMAL LIMITS	P	P	P	P													
	TERMINAL SACRIFICE																P	
	INCISORS BROKEN/MISSING					P	P	P	P	P	P	P	P	P			P	
	INCISORS MALOCCLUDED											P	P	P	P	P	P	
1055	WITHIN NORMAL LIMITS	P	P	P	P	P	P	P	P	P	P	P	P	P	P	P	P	
	TERMINAL SACRIFICE																P	
1056	WITHIN NORMAL LIMITS	P	P	P	P	P	P	P	P	P	P	P	P	P	P	P	P	
	TERMINAL SACRIFICE																P	
1057	WITHIN NORMAL LIMITS	P	P	P	P	P	P	P	P	P	P	P	P	P	P	P	P	
	TERMINAL SACRIFICE																P	
1058	WITHIN NORMAL LIMITS	P	P	P	P	P	P	P	P	P	P	P	P	P	P	P	P	
	TERMINAL SACRIFICE																P	
1059	WITHIN NORMAL LIMITS	P	P	P	P	P	P	P	P	P	P	P				P	P	
	TERMINAL SACRIFICE																P	
	INCISORS BROKEN/MISSING											P	P	P	P			

CODE: 1-SLIGHT 2-MODERATE 3-MARKED P-PRESENT

APPENDIX D - P0 GENERATION

GASOLINE ETBE VAPOR CONDENSATE: A ONE-GENERATION WHOLE-BODY
INHALATION REPRODUCTION TOXICITY STUDY IN RATS

INDIVIDUAL CLINICAL OBSERVATIONS

MALES GROUP I 0 MG/M3

ANIMAL#	OBSERVATIONS	DAY OF STUDY - 7	0	7	1 4	1	2 8	2 5	3 2	4 9	4 6	5 3	6 0	7 7	7 4	8 1	9 8	9 5	10	11 2
1060	WITHIN NORMAL LIMITS	P	P	P	P	P	P	P	P	P	P	P	P	P	P	P	P	P		
	TERMINAL SACRIFICE																	P		
1061	WITHIN NORMAL LIMITS	P	P	P	P	P	P	P	P							P	P	P		
	TERMINAL SACRIFICE																	P		
	ALOPECIA - EXTREMITIES/SNOUT									2	2	2	2	2	2					
1062	WITHIN NORMAL LIMITS	P	P	P	P	P	P	P	P	P	P	P	P	P	P	P	P	P		
	TERMINAL SACRIFICE																	P		
1063	WITHIN NORMAL LIMITS	P	P	P	P	P	P	P	P	P	P	P	P	P	P	P	P	P		
	TERMINAL SACRIFICE																	P		
1064	WITHIN NORMAL LIMITS	P	P	P	P	P	P	P	P	P	P	P	P	P	P	P	P	P		
	TERMINAL SACRIFICE																		P	
1065	WITHIN NORMAL LIMITS	P	P	P	P	P	P	P	P	P	P	P	P	P	P	P	P	P		
	TERMINAL SACRIFICE																		P	
1066	WITHIN NORMAL LIMITS	P	P	P	P	P	P	P	P	P	P	P	P	P						
	TERMINAL SACRIFICE																		P	
	INCISORS MALOCCLUDED															P	P	P	P	
1067	WITHIN NORMAL LIMITS	P	P	P	P	P	P	P	P	P	P	P	P	P	P	P	P	P		
	TERMINAL SACRIFICE																		P	
1068	WITHIN NORMAL LIMITS	P	P	P	P	P	P	P	P	P	P	P	P	P	P	P	P	P		
	TERMINAL SACRIFICE																		P	

CODE: 1-SLIGHT 2-MODERATE 3-MARKED P-PRESENT

APPENDIX D - P0 GENERATION

GASOLINE ETBE VAPOR CONDENSATE: A ONE-GENERATION WHOLE-BODY
INHALATION REPRODUCTION TOXICITY STUDY IN RATS

INDIVIDUAL CLINICAL OBSERVATIONS

MALES GROUP I 0 MG/M3

ANIMAL#	OBSERVATIONS	DAY OF STUDY - 7	0	7	1 4	1 2	1 8	2 5	2 9	3 2	4 6	4 3	5 0	6 7	7 4	7 1	8 8	9 5	9 2	10 5	11 2
1069	WITHIN NORMAL LIMITS	P	P	P	P	P	P	P	P	P	P	P	P	P	P	P	P	P	P	P	
	TERMINAL SACRIFICE																				P
1070	WITHIN NORMAL LIMITS	P	P	P	P	P	P	P	P	P	P	P	P	P	P	P	P	P	P	P	
	TERMINAL SACRIFICE																				P
1071	WITHIN NORMAL LIMITS	P	P	P	P	P	P	P	P	P	P	P	P	P	P	P	P	P	P	P	
	TERMINAL SACRIFICE																				P
1072	WITHIN NORMAL LIMITS	P	P	P	P																
	TERMINAL SACRIFICE																				P
	ALOPECIA - GENERAL																2	2	2		
	ULCERATION - CERVICAL					P	P	P	P	P											
	SCABS										P	P	P	P	P						
	CERVICAL																				
1073	WITHIN NORMAL LIMITS	P	P	P	P	P	P	P	P	P	P	P	P	P	P	P	P	P	P	P	
	TERMINAL SACRIFICE																				P
1074	WITHIN NORMAL LIMITS	P	P		P	P	P	P	P	P	P	P	P	P	P	P	P	P	P	P	
	TERMINAL SACRIFICE																				P
	RED EXUDATE (GENERAL)			P																	
	PENIS																				
1075	WITHIN NORMAL LIMITS	P	P	P	P	P	P	P	P	P	P	P	P	P	P	P	P	P	P	P	
	TERMINAL SACRIFICE																				P
1076	WITHIN NORMAL LIMITS	P	P	P	P	P	P	P	P	P											
	TERMINAL SACRIFICE																				P
	CHROMODACRYORRHEA - UNILATERAL										P	P		P	P	P	P	P	P		
	INCISORS MALOCCLUDED										P	P	P	P	P	P	P	P	P		

CODE: 1-SLIGHT 2-MODERATE 3-MARKED P-PRESENT

APPENDIX D - P0 GENERATION

GASOLINE ETBE VAPOR CONDENSATE: A ONE-GENERATION WHOLE-BODY
INHALATION REPRODUCTION TOXICITY STUDY IN RATS

INDIVIDUAL CLINICAL OBSERVATIONS

MALES GROUP II 2000 MG/M3

ANIMAL#	OBSERVATIONS	DAY OF STUDY - 7	0	7	1 4	1 2	1 8	2 5	2 9	4 2	4 6	5 3	6 0	7 7	7 4	8 1	9 8	9 5	10 2	11
2051	WITHIN NORMAL LIMITS	P	P	P	P	P	P	P	P	P	P	P	P	P	P	P	P	P	P	
	TERMINAL SACRIFICE																		P	
2052	WITHIN NORMAL LIMITS	P	P	P	P	P	P	P	P										P	
	TERMINAL SACRIFICE																		P	
	ALOPECIA - EXTREMITIES/SNOUT										2	2	2	2	2	2	2	2		
2053	WITHIN NORMAL LIMITS	P	P	P	P	P	P	P	P	P	P	P	P	P	P	P	P	P	P	
	TERMINAL SACRIFICE																		P	
2054	WITHIN NORMAL LIMITS	P	P	P	P	P	P	P	P	P	P	P	P	P	P	P	P	P	P	
	TERMINAL SACRIFICE																		P	
2055	WITHIN NORMAL LIMITS	P	P	P	P	P	P	P	P	P	P	P	P	P	P	P	P	P	P	
	TERMINAL SACRIFICE																		P	
2056	WITHIN NORMAL LIMITS	P	P	P	P	P	P	P	P	P	P	P	P	P	P	P	P	P	P	
	TERMINAL SACRIFICE																		P	
2057	WITHIN NORMAL LIMITS	P	P	P	P	P	P	P	P	P	P	P	P			P	P	P	P	
	TERMINAL SACRIFICE																		P	
	ALOPECIA - EXTREMITIES/SNOUT														2	2				
2058	WITHIN NORMAL LIMITS	P	P	P	P	P	P	P	P	P	P	P	P	P	P	P	P	P	P	
	TERMINAL SACRIFICE																		P	
2059	WITHIN NORMAL LIMITS	P	P	P	P	P	P	P	P	P	P	P	P	P	P	P	P	P	P	
	TERMINAL SACRIFICE																		P	

CODE: 1-SLIGHT 2-MODERATE 3-MARKED P-PRESENT

APPENDIX D - P0 GENERATION

GASOLINE ETBE VAPOR CONDENSATE: A ONE-GENERATION WHOLE-BODY
INHALATION REPRODUCTION TOXICITY STUDY IN RATS

INDIVIDUAL CLINICAL OBSERVATIONS

MALES GROUP II 2000 MG/M3

ANIMAL#	OBSERVATIONS	DAY OF STUDY - 7	0	7	4	1	2	8	2	5	3	2	4	9	4	6	5	3	6	0	7	7	4	8	1	9	8	10	5	11	2
2060	WITHIN NORMAL LIMITS	P	P	P	P	P	P	P	P	P	P						P	P	P					P	P	P					
	TERMINAL SACRIFICE																											P			
	INCISORS BROKEN/MISSING															P							P								
	INCISORS MALOCCLUDED																						P								
2061	WITHIN NORMAL LIMITS	P	P	P	P	P	P	P	P	P	P	P	P	P	P	P	P	P	P	P	P	P	P	P	P	P	P	P			
	TERMINAL SACRIFICE																											P			
2062	WITHIN NORMAL LIMITS	P	P	P	P	P	P	P	P	P	P	P	P	P	P	P	P	P	P	P	P	P	P	P	P	P	P	P			
	TERMINAL SACRIFICE																											P			
2063	WITHIN NORMAL LIMITS	P	P	P	P	P	P	P	P	P	P	P	P	P	P	P	P	P	P	P	P	P	P	P	P	P	P	P			
	TERMINAL SACRIFICE																											P			
2064	WITHIN NORMAL LIMITS	P	P																												
	TERMINAL SACRIFICE																													P	
	ALOPECIA - GENERAL				2	2																									
	ALOPECIA - EXTREMITIES/SNOUT						2	2	2	2	2	2	3	3	3	3	3	3	3												
2065	WITHIN NORMAL LIMITS	P	P	P	P	P	P	P	P	P	P	P	P	P	P	P	P	P	P												
	TERMINAL SACRIFICE																													P	
2066	WITHIN NORMAL LIMITS	P	P	P	P	P	P	P																				P			
	TERMINAL SACRIFICE																													P	
	ALOPECIA - EXTREMITIES/SNOUT											2	2	2	2	2	2	2	2	2											
2067	WITHIN NORMAL LIMITS	P	P	P	P	P	P	P	P	P	P	P	P	P	P	P	P	P	P												
	TERMINAL SACRIFICE																													P	

CODE: 1-SLIGHT 2-MODERATE 3-MARKED P-PRESENT

APPENDIX D - P0 GENERATION

GASOLINE ETBE VAPOR CONDENSATE: A ONE-GENERATION WHOLE-BODY
INHALATION REPRODUCTION TOXICITY STUDY IN RATS

INDIVIDUAL CLINICAL OBSERVATIONS

MALES GROUP II 2000 MG/M3

ANIMAL#	OBSERVATIONS	DAY OF STUDY - 7	0	7	4	1	8	5	2	9	6	3	0	7	4	1	8	5	12
2068	WITHIN NORMAL LIMITS	P	P	P	P	P	P	P	P	P	P	P	P	P	P	P	P	P	
	TERMINAL SACRIFICE																		P
2069	WITHIN NORMAL LIMITS	P	P	P	P	P	P	P	P	P	P	P	P	P	P	P	P	P	
	TERMINAL SACRIFICE																		P
2070	WITHIN NORMAL LIMITS	P	P	P	P	P	P	P	P	P	P	P	P	P	P	P	P	P	
	TERMINAL SACRIFICE																		P
2071	WITHIN NORMAL LIMITS	P	P	P	P	P	P	P	P	P	P	P	P	P	P	P	P	P	
	TERMINAL SACRIFICE																		P
2072	WITHIN NORMAL LIMITS	P	P	P	P	P	P	P	P	P	P	P	P	P	P	P	P	P	
	TERMINAL SACRIFICE																		P
2073	WITHIN NORMAL LIMITS	P	P	P	P	P	P	P											
	FOUND DEAD								P										
2074	WITHIN NORMAL LIMITS	P	P	P	P	P													
	TERMINAL SACRIFICE																		P
	CHROMODACRYORRHEA - UNILATERAL							P	P							P			
	CHROMODACRYORRHEA - BILATERAL											P	P	P	P				
	INCISORS BROKEN/MISSING						P	P	P		P	P							
	INCISORS MALOCCLUDED								P	P	P	P	P	P	P	P	P	P	
2075	WITHIN NORMAL LIMITS	P	P	P	P	P	P	P	P	P	P	P	P	P	P	P	P	P	
	TERMINAL SACRIFICE																		P
2076	WITHIN NORMAL LIMITS	P	P	P	P	P	P	P	P	P	P	P	P	P	P	P	P	P	
	TERMINAL SACRIFICE																		P

CODE: 1-SLIGHT 2-MODERATE 3-MARKED P-PRESENT

APPENDIX D - P0 GENERATION

GASOLINE ETBE VAPOR CONDENSATE: A ONE-GENERATION WHOLE-BODY
INHALATION REPRODUCTION TOXICITY STUDY IN RATS

INDIVIDUAL CLINICAL OBSERVATIONS

MALES GROUP III 10000 MG/M3

ANIMAL#	OBSERVATIONS	DAY OF STUDY - 7	0	7	4	1	8	5	2	9	6	3	0	7	4	1	8	5	2
3051	WITHIN NORMAL LIMITS	P	P	P	P	P	P	P	P	P	P	P	P	P	P	P	P	P	P
	TERMINAL SACRIFICE																		P
3052	WITHIN NORMAL LIMITS	P	P	P	P	P	P	P	P	P	P	P	P	P	P	P	P	P	P
	TERMINAL SACRIFICE																		P
3053	WITHIN NORMAL LIMITS	P	P	P	P	P	P	P	P	P	P	P	P	P	P	P	P	P	P
	TERMINAL SACRIFICE																		P
3054	WITHIN NORMAL LIMITS	P	P	P	P	P	P	P	P										
	TERMINAL SACRIFICE																		P
	ALOPECIA - EXTREMITIES/SNOUT									2	2	2	2	2	3	3	3	3	
3055	WITHIN NORMAL LIMITS	P	P	P	P	P	P	P	P	P	P								
	HUMANE SACRIFICE										P								
	BLACK/BROWN STAINS ON SNOUT										2								
	GASPING										P								
3056	WITHIN NORMAL LIMITS	P	P	P	P	P	P	P	P	P	P	P	P	P	P	P	P	P	P
	TERMINAL SACRIFICE																		P
3057	WITHIN NORMAL LIMITS	P	P	P	P	P	P					P	P	P					
	TERMINAL SACRIFICE																		P
	ALOPECIA - EXTREMITIES/SNOUT							2	3	3	2				2	2	2	3	
3058	WITHIN NORMAL LIMITS	P	P	P	P	P	P	P	P	P	P	P	P	P	P	P	P	P	P
	TERMINAL SACRIFICE																		P
3059	WITHIN NORMAL LIMITS	P	P	P	P	P	P	P	P	P	P	P	P	P	P	P	P	P	P
	TERMINAL SACRIFICE																		P

CODE: 1-SLIGHT 2-MODERATE 3-MARKED P-PRESENT

APPENDIX D - P0 GENERATION

GASOLINE ETBE VAPOR CONDENSATE: A ONE-GENERATION WHOLE-BODY
INHALATION REPRODUCTION TOXICITY STUDY IN RATS

INDIVIDUAL CLINICAL OBSERVATIONS

MALES GROUP III 10000 MG/M3

ANIMAL#	OBSERVATIONS	DAY OF STUDY - 70	74	81	85	92	96	103	107	114	118	125	129	136	140	147	151	158	162	165	172
3060	WITHIN NORMAL LIMITS	P	P	P	P	P	P	P	P	P	P	P	P	P	P	P	P	P	P	P	
	TERMINAL SACRIFICE																			P	
3061	WITHIN NORMAL LIMITS	P	P	P	P	P	P	P	P	P	P	P	P	P	P						
	TERMINAL SACRIFICE																			P	
	SCABS																	P	P	P	
	LEFT FORE LIMB																				
3062	WITHIN NORMAL LIMITS	P	P	P	P	P	P	P	P	P	P	P	P	P	P	P	P	P	P	P	
	TERMINAL SACRIFICE																			P	
3063	WITHIN NORMAL LIMITS	P	P	P	P	P	P	P	P	P	P	P	P	P	P	P	P	P	P	P	
	TERMINAL SACRIFICE																			P	
3064	WITHIN NORMAL LIMITS	P	P	P	P	P	P	P	P	P	P	P	P	P	P	P	P	P	P	P	
	TERMINAL SACRIFICE																				P
3065	WITHIN NORMAL LIMITS	P	P	P	P	P	P	P	P	P	P	P	P	P	P	P	P	P	P	P	
	TERMINAL SACRIFICE																				P
3066	WITHIN NORMAL LIMITS	P	P	P	P	P	P	P	P	P	P	P	P	P	P	P	P	P	P	P	
	TERMINAL SACRIFICE																				P
3067	WITHIN NORMAL LIMITS	P	P	P	P	P	P	P	P	P	P	P	P	P	P	P	P	P	P	P	
	TERMINAL SACRIFICE																				P
3068	WITHIN NORMAL LIMITS	P	P	P	P	P	P	P	P	P	P	P	P	P	P	P	P	P	P	P	
	TERMINAL SACRIFICE																				P

CODE: 1-SLIGHT 2-MODERATE 3-MARKED P-PRESENT

APPENDIX D - P0 GENERATION

GASOLINE ETBE VAPOR CONDENSATE: A ONE-GENERATION WHOLE-BODY
INHALATION REPRODUCTION TOXICITY STUDY IN RATS

INDIVIDUAL CLINICAL OBSERVATIONS

MALES GROUP III 10000 MG/M3

ANIMAL#	OBSERVATIONS	DAY OF STUDY - 70	74	121	128	135	142	149	156	163	170	174	181	185	110	112
3069	WITHIN NORMAL LIMITS	P	P	P	P	P	P	P	P	P	P	P	P	P	P	
	TERMINAL SACRIFICE															P
3070	WITHIN NORMAL LIMITS	P	P	P	P	P	P	P	P	P	P	P	P	P	P	
	TERMINAL SACRIFICE															P
3071	WITHIN NORMAL LIMITS	P	P	P	P	P	P	P	P	P	P	P	P	P	P	
	TERMINAL SACRIFICE															P
3072	WITHIN NORMAL LIMITS	P	P	P	P	P	P	P	P	P	P	P	P	P	P	
	TERMINAL SACRIFICE															P
3073	WITHIN NORMAL LIMITS	P	P	P	P	P	P	P	P	P	P	P	P	P	P	
	TERMINAL SACRIFICE															P
3074	WITHIN NORMAL LIMITS	P	P	P	P	P	P	P	P	P	P	P	P	P		
	TERMINAL SACRIFICE															P
	INCISORS BROKEN/MISSING														P	
3075	WITHIN NORMAL LIMITS	P	P	P	P	P	P	P	P	P	P	P	P	P	P	
	TERMINAL SACRIFICE															P
3076	WITHIN NORMAL LIMITS	P	P	P	P	P	P	P	P	P	P	P	P	P	P	
	TERMINAL SACRIFICE															P

CODE: 1-SLIGHT 2-MODERATE 3-MARKED P-PRESENT

APPENDIX D - P0 GENERATION

GASOLINE ETBE VAPOR CONDENSATE: A ONE-GENERATION WHOLE-BODY
INHALATION REPRODUCTION TOXICITY STUDY IN RATS

INDIVIDUAL CLINICAL OBSERVATIONS

MALES GROUP IV 20000 MG/M3

ANIMAL#	OBSERVATIONS	DAY OF STUDY - 70	74	81	85	92	96	103	107	114	118	125	129	136	140	145	152
4051	WITHIN NORMAL LIMITS	P	P	P	P	P	P	P	P	P	P	P	P	P			
	TERMINAL SACRIFICE																P
	ALOPECIA - EXTREMITIES/SNOUT														2	2	2 3
4052	WITHIN NORMAL LIMITS	P	P	P	P	P	P	P	P				P	P	P	P	P P
	TERMINAL SACRIFICE																P
	ALOPECIA - EXTREMITIES/SNOUT									2	2	2					
4053	WITHIN NORMAL LIMITS	P	P	P	P	P	P	P	P	P	P	P	P	P	P	P	P P
	TERMINAL SACRIFICE																P
4054	WITHIN NORMAL LIMITS	P	P	P	P	P	P	P	P	P	P	P	P	P	P	P	P P
	TERMINAL SACRIFICE																P
4055	WITHIN NORMAL LIMITS	P	P	P	P	P	P	P	P	P	P						
	TERMINAL SACRIFICE																P
	CHROMODACRYORRHEA - BILATERAL											P	P		P	P	P
	LACRIMATION - BILATERAL												2	2	2		
	INCISORS BROKEN/MISSING																P
	INCISORS MALOCCLUDED														P	P	P
	ORAL SORE											P	P	P	P		
	DECREASED FECAL VOLUME													P	P		
	DECREASED FOOD CONSUMPTION													P	P		
	BLACK/BROWN STAINS ON SNOUT											3	3				
	LABORED BREATHING											P	P				
	DECREASED FOOD CONSUMPTION											P	P				
	DECREASED FECAL VOLUME												P				
4056	WITHIN NORMAL LIMITS	P	P	P	P	P	P							P	P		P
	TERMINAL SACRIFICE																P
	ALOPECIA - EXTREMITIES/SNOUT							2	2	3	3	3					
	INCISORS BROKEN/MISSING														P	P	

CODE: 1-SLIGHT 2-MODERATE 3-MARKED P-PRESENT

APPENDIX D - P0 GENERATION

GASOLINE ETBE VAPOR CONDENSATE: A ONE-GENERATION WHOLE-BODY
INHALATION REPRODUCTION TOXICITY STUDY IN RATS

INDIVIDUAL CLINICAL OBSERVATIONS

MALES GROUP IV 20000 MG/M3

ANIMAL#	OBSERVATIONS	DAY OF STUDY - 70	74	81	85	92	96	103	107	114	118	125	129	136	140	145	152
4057	WITHIN NORMAL LIMITS	P	P	P	P	P	P	P	P	P	P	P	P	P	P	P	P
	TERMINAL SACRIFICE																P
4058	WITHIN NORMAL LIMITS	P	P	P	P	P	P	P	P	P	P	P	P	P	P	P	P
	TERMINAL SACRIFICE																P
	INCISORS BROKEN/MISSING														P		
4059	WITHIN NORMAL LIMITS	P	P	P	P	P	P	P	P	P	P	P	P	P	P	P	P
	TERMINAL SACRIFICE																P
4060	WITHIN NORMAL LIMITS	P	P	P	P	P	P	P	P	P	P	P	P	P	P	P	P
	TERMINAL SACRIFICE																P
4061	WITHIN NORMAL LIMITS	P	P	P	P	P	P	P	P	P	P	P	P	P	P	P	P
	TERMINAL SACRIFICE																P
4062	WITHIN NORMAL LIMITS	P	P	P	P	P											
	TERMINAL SACRIFICE																P
	ALOPECIA - EXTREMITIES/SNOUT						2	2	2	2	2	2	2	3	3	3	3
4063	WITHIN NORMAL LIMITS	P	P	P	P	P	P	P	P	P	P	P	P	P	P	P	P
	TERMINAL SACRIFICE																P
4064	WITHIN NORMAL LIMITS	P	P	P	P	P	P	P	P	P	P	P	P	P	P	P	P
	TERMINAL SACRIFICE																	P
4065	WITHIN NORMAL LIMITS	P	P	P	P	P	P	P	P	P	P	P	P	P	P	P	P
	TERMINAL SACRIFICE																	P

CODE: 1-SLIGHT 2-MODERATE 3-MARKED P-PRESENT

APPENDIX D - P0 GENERATION

GASOLINE ETBE VAPOR CONDENSATE: A ONE-GENERATION WHOLE-BODY
INHALATION REPRODUCTION TOXICITY STUDY IN RATS

INDIVIDUAL CLINICAL OBSERVATIONS

MALES GROUP IV 20000 MG/M3

ANIMAL#	OBSERVATIONS	DAY OF STUDY - 70	7	14	18	25	29	36	30	37	41	48	55	10	11
4066	WITHIN NORMAL LIMITS	P	P	P	P	P	P	P	P	P	P	P	P	P	
	TERMINAL SACRIFICE														P
4067	WITHIN NORMAL LIMITS	P	P	P	P	P	P	P	P	P	P	P	P	P	
	TERMINAL SACRIFICE														P
4068	WITHIN NORMAL LIMITS	P	P	P	P	P	P	P	P	P	P	P	P	P	
	TERMINAL SACRIFICE														P
4069	WITHIN NORMAL LIMITS	P	P	P	P	P	P							P	
	TERMINAL SACRIFICE														P
	ALOPECIA - EXTREMITIES/SNOUT						2	2	2	2	2	2	2	2	
4070	WITHIN NORMAL LIMITS	P	P	P	P	P	P	P	P	P	P	P	P	P	
	TERMINAL SACRIFICE														P
4071	WITHIN NORMAL LIMITS	P	P	P	P	P	P	P	P	P	P	P	P	P	
	TERMINAL SACRIFICE														P
4072	WITHIN NORMAL LIMITS	P	P	P	P	P	P	P	P	P					
	TERMINAL SACRIFICE														P
	MASS										1	1	1	1	1
	LOWER LIP														
4073	WITHIN NORMAL LIMITS	P	P	P	P	P	P	P	P	P	P	P	P	P	
	TERMINAL SACRIFICE														P
4074	WITHIN NORMAL LIMITS	P	P	P	P	P	P	P	P	P	P	P	P	P	
	TERMINAL SACRIFICE														P

CODE: 1-SLIGHT 2-MODERATE 3-MARKED P-PRESENT

APPENDIX D - P0 GENERATION

GASOLINE ETBE VAPOR CONDENSATE: A ONE-GENERATION WHOLE-BODY
INHALATION REPRODUCTION TOXICITY STUDY IN RATS

INDIVIDUAL CLINICAL OBSERVATIONS

MALES GROUP IV 20000 MG/M3

ANIMAL#	OBSERVATIONS	DAY OF STUDY - 70	74	81	85	92	96	103	107	114	118	125	129	132	135	142
4075	WITHIN NORMAL LIMITS	P	P	P	P	P	P	P	P	P	P	P	P	P	P	P
	TERMINAL SACRIFICE															P
4076	WITHIN NORMAL LIMITS	P	P	P	P	P	P									
	TERMINAL SACRIFICE															P
	ALOPECIA - EXTREMITIES/SNOUT							2	3	3	3	3	3	3	3	3

CODE: 1-SLIGHT 2-MODERATE 3-MARKED P-PRESENT

APPENDIX D - P0 GENERATION

GASOLINE ETBE VAPOR CONDENSATE: A ONE-GENERATION WHOLE-BODY
INHALATION REPRODUCTION TOXICITY STUDY IN RATS

INDIVIDUAL CLINICAL OBSERVATIONS

FEMALES GROUP I 0 MG/M3

ANIMAL#	OBSERVATIONS	DAY OF STUDY - 70	74	81	85	92	96	103	107	114	118	115	112
1551	WITHIN NORMAL LIMITS	P	P	P	P	P	P	P	P	P	P	P	P
1552	WITHIN NORMAL LIMITS	P	P	P	P	P	P	P	P	P	P	P	P
1553	WITHIN NORMAL LIMITS	P	P	P	P	P	P	P	P	P			
	LACERATION TIP OF TAIL									P	P		
1554	WITHIN NORMAL LIMITS	P	P	P	P	P	P	P	P	P	P	P	P
1555	WITHIN NORMAL LIMITS	P	P	P	P	P	P	P	P	P	P	P	
1556	WITHIN NORMAL LIMITS	P	P	P	P	P	P	P	P	P			
	RED EXUDATE (GENERAL) FROM SECOND DIGIT, RIGHT HIND PAW									P			
	SCABS SECOND DIGIT RIGHT HIND PAW										P	P	
1557	WITHIN NORMAL LIMITS	P	P	P	P	P	P	P	P	P	P	P	P
1558	WITHIN NORMAL LIMITS	P	P	P	P	P	P	P	P	P	P	P	P
1559	WITHIN NORMAL LIMITS	P	P	P	P	P	P	P	P	P	P	P	P
1560	WITHIN NORMAL LIMITS	P	P	P	P	P	P	P	P	P	P	P	P
1561	WITHIN NORMAL LIMITS	P	P	P	P	P	P	P	P	P	P		
1562	WITHIN NORMAL LIMITS	P	P	P	P	P	P	P	P	P	P		

CODE: 1-SLIGHT 2-MODERATE 3-MARKED P-PRESENT

APPENDIX D - P0 GENERATION

GASOLINE ETBE VAPOR CONDENSATE: A ONE-GENERATION WHOLE-BODY
INHALATION REPRODUCTION TOXICITY STUDY IN RATS

INDIVIDUAL CLINICAL OBSERVATIONS

FEMALES GROUP I 0 MG/M3

ANIMAL#	OBSERVATIONS	DAY OF STUDY - 70	07	14	21	28	35	42	49	56	63	70	77	84	91	98	105	112
1563	WITHIN NORMAL LIMITS	P	P	P	P	P	P	P	P	P	P	P						
1564	WITHIN NORMAL LIMITS	P	P	P	P	P	P	P	P	P	P	P	P	P	P	P	P	P
	TIP OF TAIL MISSING																	P
1565	WITHIN NORMAL LIMITS	P	P	P	P	P	P	P	P	P	P	P						
1566	WITHIN NORMAL LIMITS	P	P	P	P	P	P	P	P	P	P	P						
1567	WITHIN NORMAL LIMITS	P	P	P	P	P	P	P	P	P	P							
1568	WITHIN NORMAL LIMITS	P	P	P	P	P	P	P	P	P	P	P						
1569	WITHIN NORMAL LIMITS	P	P	P	P	P	P	P	P	P	P	P						
1570	WITHIN NORMAL LIMITS	P	P	P	P	P	P	P	P	P	P	P						
1571	WITHIN NORMAL LIMITS	P	P	P	P	P	P	P	P	P	P	P						
1572	WITHIN NORMAL LIMITS	P	P	P	P	P	P	P	P	P	P	P						
1573	WITHIN NORMAL LIMITS	P	P	P	P	P	P	P	P	P	P	P						
1574	WITHIN NORMAL LIMITS	P	P	P	P	P				P	P							
	ALOPECIA - EXTREMITIES/SNOUT						3	3	3	3		2						
1575	WITHIN NORMAL LIMITS	P	P	P	P	P	P	P	P	P	P	P						
1576	WITHIN NORMAL LIMITS	P	P	P	P	P	P	P	P	P	P	P						

CODE: 1-SLIGHT 2-MODERATE 3-MARKED P-PRESENT

APPENDIX D - P0 GENERATION

GASOLINE ETBE VAPOR CONDENSATE: A ONE-GENERATION WHOLE-BODY
INHALATION REPRODUCTION TOXICITY STUDY IN RATS

INDIVIDUAL CLINICAL OBSERVATIONS

FEMALES GROUP II 2000 MG/M3

ANIMAL#	OBSERVATIONS	DAY OF STUDY	- 7	0	7	1 4	2 1	2 8	3 5	4 2	4 9	5 6	6 3	7 0	7 7	8 4	9 1	9 8	10 5	11 2
2551	WITHIN NORMAL LIMITS		P	P	P	P														
	ALOPECIA - EXTREMITIES/SNOUT						2	2	2	2	2	2	3	3						
2552	WITHIN NORMAL LIMITS		P	P	P	P	P	P	P	P	P	P	P	P						
2553	WITHIN NORMAL LIMITS		P	P	P	P	P	P	P	P	P	P	P	P						
2554	WITHIN NORMAL LIMITS		P	P	P	P	P	P	P	P	P	P	P	P						
2555	WITHIN NORMAL LIMITS		P	P	P	P	P	P	P	P	P	P	P	P						
2556	WITHIN NORMAL LIMITS		P	P	P	P	P	P	P	P	P	P	P	P						
2557	WITHIN NORMAL LIMITS		P	P	P	P	P	P	P	P	P	P	P	P						
2558	WITHIN NORMAL LIMITS		P	P	P	P	P	P	P	P	P	P	P	P						
2559	WITHIN NORMAL LIMITS		P	P	P	P	P	P	P	P	P	P	P	P	P	P	P	P	P	
	TERMINAL SACRIFICE																		P	
2560	WITHIN NORMAL LIMITS		P	P	P	P	P	P	P	P	P	P	P	P						
2561	WITHIN NORMAL LIMITS		P	P	P	P	P	P	P	P	P	P	P	P						
2562	WITHIN NORMAL LIMITS		P	P	P	P	P	P	P	P	P	P	P	P						
2563	WITHIN NORMAL LIMITS		P	P	P	P	P	P	P	P	P	P	P	P						
2564	WITHIN NORMAL LIMITS		P	P	P	P	P	P	P	P	P	P	P	P						

CODE: 1-SLIGHT 2-MODERATE 3-MARKED P-PRESENT

APPENDIX D - P0 GENERATION

GASOLINE ETBE VAPOR CONDENSATE: A ONE-GENERATION WHOLE-BODY
INHALATION REPRODUCTION TOXICITY STUDY IN RATS

INDIVIDUAL CLINICAL OBSERVATIONS

FEMALES GROUP II 2000 MG/M3

ANIMAL#	OBSERVATIONS	DAY OF STUDY	- 7	0 7	1 4	2 1	2 8	3 5	4 2	4 9	5 6	6 3	7 0	7 7	8 4	9 1	9 8	10 5	11 2
2565	WITHIN NORMAL LIMITS		P	P	P	P	P	P	P	P	P	P							
2566	WITHIN NORMAL LIMITS		P	P	P	P	P	P	P	P	P	P	P						
2567	WITHIN NORMAL LIMITS		P	P	P	P	P	P	P	P	P	P	P						
2568	WITHIN NORMAL LIMITS		P	P	P	P	P	P	P	P	P	P	P						
2569	WITHIN NORMAL LIMITS		P	P	P	P	P	P	P	P	P	P	P						
2570	WITHIN NORMAL LIMITS		P	P	P	P	P	P	P	P	P	P	P						
2571	WITHIN NORMAL LIMITS		P	P	P	P	P	P	P		P	P	P						
	ALOPECIA - EXTREMITIES/SNOUT								2	2									
2572	WITHIN NORMAL LIMITS		P	P	P	P	P	P	P	P	P	P	P						
2573	WITHIN NORMAL LIMITS		P	P	P	P	P	P	P	P	P	P	P						
2574	WITHIN NORMAL LIMITS		P	P	P	P	P	P	P	P	P	P	P						
2575	WITHIN NORMAL LIMITS		P	P	P	P	P	P	P	P	P	P	P						
2576	WITHIN NORMAL LIMITS		P	P	P	P	P	P	P	P	P	P	P						

CODE: 1-SLIGHT 2-MODERATE 3-MARKED P-PRESENT

APPENDIX D - P0 GENERATION

GASOLINE ETBE VAPOR CONDENSATE: A ONE-GENERATION WHOLE-BODY
INHALATION REPRODUCTION TOXICITY STUDY IN RATS

INDIVIDUAL CLINICAL OBSERVATIONS

FEMALES GROUP III 10000 MG/M3

ANIMAL#	OBSERVATIONS	DAY OF STUDY - 7	0	7	14	21	28	35	42	49	56	63	70	77	84	91	98	105	112
3551	WITHIN NORMAL LIMITS	P	P	P	P	P	P	P	P	P	P								
3552	WITHIN NORMAL LIMITS	P	P	P	P	P	P	P	P	P	P	P							
3553	WITHIN NORMAL LIMITS	P	P	P	P	P	P	P	P	P	P								
3554	WITHIN NORMAL LIMITS	P	P	P	P	P	P	P	P	P	P								
3555	WITHIN NORMAL LIMITS	P	P	P	P	P	P	P	P	P	P	P							
3556	WITHIN NORMAL LIMITS	P	P	P	P	P	P	P	P	P									
	ALOPECIA - EXTREMITIES/SNOUT										3	3	3						
3557	WITHIN NORMAL LIMITS	P	P	P	P	P	P	P	P	P	P								
3558	WITHIN NORMAL LIMITS	P	P	P	P	P	P	P	P	P	P	P							
3559	WITHIN NORMAL LIMITS	P	P	P	P	P	P	P	P	P	P								
3560	WITHIN NORMAL LIMITS	P	P	P	P	P	P	P	P	P	P	P							
3561	WITHIN NORMAL LIMITS	P	P	P	P	P	P	P	P	P	P	P							
3562	WITHIN NORMAL LIMITS	P	P	P	P	P	P	P	P	P	P								
3563	WITHIN NORMAL LIMITS	P	P	P	P	P	P	P	P	P	P	P							
3564	WITHIN NORMAL LIMITS	P	P	P	P	P	P	P	P	P	P	P							

CODE: 1-SLIGHT 2-MODERATE 3-MARKED P-PRESENT

APPENDIX D - P0 GENERATION

GASOLINE ETBE VAPOR CONDENSATE: A ONE-GENERATION WHOLE-BODY
INHALATION REPRODUCTION TOXICITY STUDY IN RATS

INDIVIDUAL CLINICAL OBSERVATIONS

FEMALES GROUP III 10000 MG/M3

ANIMAL#	OBSERVATIONS	DAY OF STUDY - 70	74	81	85	92	96	103	107	114	118	125	129	132
3565	WITHIN NORMAL LIMITS	P	P	P	P	P	P	P	P	P	P	P	P	P
3566	WITHIN NORMAL LIMITS	P	P	P	P	P	P							
	CHROMODACRYORRHEA - UNILATERAL							P	P	P	P	P		
	LACRIMATION - UNILATERAL								2	2	2	2		
	INCISORS MALOCCLUDED						P	P	P	P	P	P		
3567	WITHIN NORMAL LIMITS	P	P	P	P	P	P	P	P	P	P	P		
3568	WITHIN NORMAL LIMITS	P	P	P	P	P	P	P	P	P	P	P	P	
3569	WITHIN NORMAL LIMITS	P	P	P	P	P	P	P	P	P	P	P	P	
3570	WITHIN NORMAL LIMITS	P	P	P	P	P	P	P	P	P	P	P	P	
3571	WITHIN NORMAL LIMITS	P	P	P	P	P	P	P	P					
	CHROMODACRYORRHEA - UNILATERAL									P				
	INCISORS MALOCCLUDED									P	P	P		
3572	WITHIN NORMAL LIMITS	P	P	P	P	P	P	P						
	EYE (S) DISCOLORED - DARK RED RIGHT								P	P				
	EYE(S)-APPEAR DAMAGED RIGHT										P	P	P	
3573	WITHIN NORMAL LIMITS	P	P	P	P	P	P	P	P	P	P	P	P	
3574	WITHIN NORMAL LIMITS	P	P	P	P	P	P	P	P	P	P	P		

CODE: 1-SLIGHT 2-MODERATE 3-MARKED P-PRESENT

APPENDIX D - P0 GENERATION

GASOLINE ETBE VAPOR CONDENSATE: A ONE-GENERATION WHOLE-BODY
INHALATION REPRODUCTION TOXICITY STUDY IN RATS

INDIVIDUAL CLINICAL OBSERVATIONS

FEMALES GROUP III 10000 MG/M3

ANIMAL#	OBSERVATIONS	DAY OF STUDY - 70	74	81	85	92	96	103	107	114	118	125	129	132
3575	WITHIN NORMAL LIMITS	P	P	P	P	P	P	P	P	P	P			
3576	WITHIN NORMAL LIMITS	P	P	P	P	P	P	P	P		P	P	P	
	INCISORS BROKEN/MISSING									P				

CODE: 1-SLIGHT 2-MODERATE 3-MARKED P-PRESENT

APPENDIX D - P0 GENERATION

GASOLINE ETBE VAPOR CONDENSATE: A ONE-GENERATION WHOLE-BODY
INHALATION REPRODUCTION TOXICITY STUDY IN RATS

INDIVIDUAL CLINICAL OBSERVATIONS

FEMALES GROUP IV 20000 MG/M3

ANIMAL#	OBSERVATIONS	DAY OF STUDY - 70	74	81	85	92	96	103	107	114	118	125	129	132
4551	WITHIN NORMAL LIMITS	P	P	P	P	P	P	P	P	P	P	P	P	P
4552	WITHIN NORMAL LIMITS	P	P	P	P	P	P	P	P	P	P	P		
4553	WITHIN NORMAL LIMITS	P	P	P	P	P	P	P						
	ACCIDENTAL DEATH								P					
4554	WITHIN NORMAL LIMITS	P	P	P	P	P	P	P	P	P	P	P	P	P
4555	WITHIN NORMAL LIMITS	P	P	P	P	P	P	P	P	P	P	P		
4556	WITHIN NORMAL LIMITS	P	P	P	P	P	P	P	P	P	P	P	P	P
4557	WITHIN NORMAL LIMITS	P	P	P	P	P	P	P	P	P	P	P	P	P
4558	WITHIN NORMAL LIMITS	P	P	P	P	P	P	P	P	P	P	P	P	P
4559	WITHIN NORMAL LIMITS	P	P	P	P	P	P	P	P	P	P	P	P	P
4560	WITHIN NORMAL LIMITS	P	P	P	P	P	P	P	P	P	P	P	P	P
4561	WITHIN NORMAL LIMITS	P	P	P	P	P	P	P	P	P	P	P	P	P
4562	WITHIN NORMAL LIMITS	P	P	P	P	P	P	P	P	P	P	P	P	P
4563	WITHIN NORMAL LIMITS	P	P	P	P	P	P	P	P	P	P	P	P	P
4564	WITHIN NORMAL LIMITS	P	P	P	P	P	P	P	P	P	P	P		

CODE: 1-SLIGHT 2-MODERATE 3-MARKED P-PRESENT

APPENDIX D - P0 GENERATION

GASOLINE ETBE VAPOR CONDENSATE: A ONE-GENERATION WHOLE-BODY
INHALATION REPRODUCTION TOXICITY STUDY IN RATS

INDIVIDUAL CLINICAL OBSERVATIONS

FEMALES GROUP IV 20000 MG/M3

ANIMAL#	OBSERVATIONS	DAY OF STUDY - 70	74	81	85	92	96	103	107	114	118	125	129	132
4565	WITHIN NORMAL LIMITS	P	P	P	P	P	P	P	P	P	P	P	P	P
4566	WITHIN NORMAL LIMITS	P	P	P	P	P	P	P	P	P	P	P		
4567	WITHIN NORMAL LIMITS	P	P	P	P	P	P	P	P	P	P	P	P	P
4568	WITHIN NORMAL LIMITS	P	P	P	P	P	P	P	P	P	P	P	P	P
4569	WITHIN NORMAL LIMITS	P	P	P	P	P	P	P	P	P	P	P		
	ALOPECIA - EXTREMITIES/SNOUT												2	
4570	WITHIN NORMAL LIMITS	P	P	P	P	P	P	P	P	P	P	P	P	P
4571	WITHIN NORMAL LIMITS	P	P	P	P	P	P	P	P	P	P	P	P	P
4572	WITHIN NORMAL LIMITS	P	P	P	P	P	P	P	P	P	P	P	P	P
4573	WITHIN NORMAL LIMITS	P	P	P	P	P	P	P	P	P	P	P	P	P
4574	WITHIN NORMAL LIMITS	P	P	P	P	P	P	P	P	P	P	P	P	P
4575	WITHIN NORMAL LIMITS	P	P	P	P	P	P	P	P	P	P	P	P	P
4576	WITHIN NORMAL LIMITS	P	P	P	P									
	ALOPECIA - EXTREMITIES/SNOUT					2	2	2	2	2	2	2	2	2

CODE: 1-SLIGHT 2-MODERATE 3-MARKED P-PRESENT

APPENDIX E - P0 GENERATION

GASOLINE ETBE VAPOR CONDENSATE: A ONE-GENERATION WHOLE-BODY
INHALATION REPRODUCTION TOXICITY STUDY IN RATS

INDIVIDUAL CLINICAL OBSERVATIONS DURING GESTATION

GROUP I 0 MG/M3

FEMALE#	OBSERVATIONS	DAY OF GESTATION 0	1	2	3	4	5	6	7	8	9	10	11	12	13	14	15	16	17	18	19	20	21	22	23	24	25
1551	WITHIN NORMAL LIMITS	P							P							P						P					
1552	WITHIN NORMAL LIMITS	P							P							P						P					
1553	LACERATION TIP OF TAIL	P							P							P						P					
1554	WITHIN NORMAL LIMITS	P							P							P						P					
1555	TERMINAL SACRIFICE																										P
	WITHIN NORMAL LIMITS	P							P							P						P					
1556	WITHIN NORMAL LIMITS	P							P							P						P					
1557	WITHIN NORMAL LIMITS	P							P							P						P					
1558	WITHIN NORMAL LIMITS	P							P							P						P					
1559	WITHIN NORMAL LIMITS	P							P							P						P					
1560	WITHIN NORMAL LIMITS	P							P							P						P					
1561	WITHIN NORMAL LIMITS	P							P							P						P					
1562	WITHIN NORMAL LIMITS	P							P							P						P					
1563	WITHIN NORMAL LIMITS	P							P							P						P					
1565	INCISORS BROKEN/MISSING	P							P							P						P					
	INCISORS MALOCCLUDED	P							P							P						P					
1566	WITHIN NORMAL LIMITS	P							P							P						P					

CODE: 1-SLIGHT 2-MODERATE 3-MARKED P-PRESENT

APPENDIX E - P0 GENERATION

GASOLINE ETBE VAPOR CONDENSATE: A ONE-GENERATION WHOLE-BODY
INHALATION REPRODUCTION TOXICITY STUDY IN RATS

INDIVIDUAL CLINICAL OBSERVATIONS DURING GESTATION

GROUP I 0 MG/M3

FEMALE#	OBSERVATIONS	DAY OF GESTATION 0	1	2	3	4	5	6	7	8	9	10	11	12	13	14	15	16	17	18	19	20	21	22	23	24	25
1567	WITHIN NORMAL LIMITS	P							P							P						P					
1568	WITHIN NORMAL LIMITS	P							P							P						P					
1569	WITHIN NORMAL LIMITS	P							P							P						P					
1570	WITHIN NORMAL LIMITS	P							P							P						P					
1571	WITHIN NORMAL LIMITS	P							P							P						P					
1572	WITHIN NORMAL LIMITS	P							P							P						P					
1573	WITHIN NORMAL LIMITS	P							P							P						P					
1574	ALOPECIA - EXTREMITIES/SNOUT	2							2							2						2					
1575	WITHIN NORMAL LIMITS	P							P							P						P					
1576	WITHIN NORMAL LIMITS	P							P							P						P					

CODE: 1-SLIGHT 2-MODERATE 3-MARKED P-PRESENT

APPENDIX E - P0 GENERATION

GASOLINE ETBE VAPOR CONDENSATE: A ONE-GENERATION WHOLE-BODY
INHALATION REPRODUCTION TOXICITY STUDY IN RATS

INDIVIDUAL CLINICAL OBSERVATIONS DURING GESTATION

GROUP II 2000 MG/M3

FEMALE#	OBSERVATIONS	DAY OF GESTATION 0	1	2	3	4	5	6	7	8	9	10	11	12	13	14	15	16	17	18	19	20	21	22	23	24	25
2551	ALOPECIA - EXTREMITIES/SNOUT	3							3							3						3					
2552	WITHIN NORMAL LIMITS	P							P							P						P					
2553	TERMINAL SACRIFICE																										P
	WITHIN NORMAL LIMITS	P							P							P						P					
2554	WITHIN NORMAL LIMITS	P							P							P						P					
2555	WITHIN NORMAL LIMITS	P							P							P						P					
2556	WITHIN NORMAL LIMITS	P							P							P						P					
2557	WITHIN NORMAL LIMITS	P							P							P						P					
2558	WITHIN NORMAL LIMITS	P							P							P						P					
2560	WITHIN NORMAL LIMITS	P							P							P						P					
2561	WITHIN NORMAL LIMITS	P							P							P						P					
2562	WITHIN NORMAL LIMITS	P							P							P						P					
2563	WITHIN NORMAL LIMITS	P							P							P						P					
2564	WITHIN NORMAL LIMITS	P							P							P						P					
2565	WITHIN NORMAL LIMITS	P							P							P						P					
2566	WITHIN NORMAL LIMITS	P							P							P						P					
2567	WITHIN NORMAL LIMITS	P							P							P						P					

CODE: 1-SLIGHT 2-MODERATE 3-MARKED P-PRESENT

APPENDIX E - P0 GENERATION

GASOLINE ETBE VAPOR CONDENSATE: A ONE-GENERATION WHOLE-BODY
INHALATION REPRODUCTION TOXICITY STUDY IN RATS

INDIVIDUAL CLINICAL OBSERVATIONS DURING GESTATION

GROUP II 2000 MG/M3

FEMALE#	OBSERVATIONS	DAY OF GESTATION 0	1	2	3	4	5	6	7	8	9	10	11	12	13	14	15	16	17	18	19	20	21	22	23	24	25
2568	WITHIN NORMAL LIMITS	P							P							P						P					
2569	WITHIN NORMAL LIMITS	P							P							P											
2570	WITHIN NORMAL LIMITS	P							P							P						P					
2571	WITHIN NORMAL LIMITS	P							P							P						P					
2572	WITHIN NORMAL LIMITS	P							P							P						P					
2573	WITHIN NORMAL LIMITS	P							P							P						P					
2574	WITHIN NORMAL LIMITS	P							P							P						P					
2575	WITHIN NORMAL LIMITS	P							P							P						P					
2576	WITHIN NORMAL LIMITS	P							P							P						P					

CODE: 1-SLIGHT 2-MODERATE 3-MARKED P-PRESENT

APPENDIX E - P0 GENERATION

GASOLINE ETBE VAPOR CONDENSATE: A ONE-GENERATION WHOLE-BODY
INHALATION REPRODUCTION TOXICITY STUDY IN RATS

INDIVIDUAL CLINICAL OBSERVATIONS DURING GESTATION

GROUP III 10000 MG/M3

FEMALE#	OBSERVATIONS	DAY OF GESTATION 0	1	2	3	4	5	6	7	8	9	10	11	12	13	14	15	16	17	18	19	20	21	22	23	24	25
3551	WITHIN NORMAL LIMITS	P							P							P						P					
3552	WITHIN NORMAL LIMITS	P							P							P						P					
3553	WITHIN NORMAL LIMITS	P							P							P						P					
3554	WITHIN NORMAL LIMITS	P							P							P						P					
3555	WITHIN NORMAL LIMITS	P							P							P						P					
3556	ALOPECIA - EXTREMITIES/SNOUT	3							3							3						3					
3557	WITHIN NORMAL LIMITS	P							P							P						P					
3558	WITHIN NORMAL LIMITS	P							P							P						P					
3559	WITHIN NORMAL LIMITS	P							P							P						P					
3560	WITHIN NORMAL LIMITS	P							P							P						P					
3561	WITHIN NORMAL LIMITS	P							P							P						P					
3562	WITHIN NORMAL LIMITS	P							P							P						P					
3563	WITHIN NORMAL LIMITS	P							P							P						P					
3564	ALOPECIA - EXTREMITIES/SNOUT	2							2							2						2					
3565	WITHIN NORMAL LIMITS	P							P							P						P					
3566	CHROMODACRYORRHEA - UNILATERAL	P							P							P						P					
	LACRIMATION - UNILATERAL	2							2							2						2					
	INCISORS MALOCCLUDED	P							P							P						P					

CODE: 1-SLIGHT 2-MODERATE 3-MARKED P-PRESENT

APPENDIX E - P0 GENERATION

GASOLINE ETBE VAPOR CONDENSATE: A ONE-GENERATION WHOLE-BODY
INHALATION REPRODUCTION TOXICITY STUDY IN RATS

INDIVIDUAL CLINICAL OBSERVATIONS DURING GESTATION

GROUP III 10000 MG/M3

FEMALE#	OBSERVATIONS	DAY OF GESTATION 0	1	2	3	4	5	6	7	8	9	10	11	12	13	14	15	16	17	18	19	20	21	22	23	24	25
3567	WITHIN NORMAL LIMITS	P							P							P						P					
3568	WITHIN NORMAL LIMITS	P							P							P						P					
3569	WITHIN NORMAL LIMITS	P							P							P						P					
3570	ALOPECIA - GENERAL															2						2					
	WITHIN NORMAL LIMITS	P							P																		
3571	INCISORS BROKEN/MISSING	P																									
	INCISORS MALOCCLUDED	P							P							P						P					
3572	EYE(S)-APPEAR DAMAGED	P							P							P						P					
3573	WITHIN NORMAL LIMITS	P							P							P						P					
3574	WITHIN NORMAL LIMITS	P							P							P						P					
3575	WITHIN NORMAL LIMITS	P							P							P						P					
3576	WITHIN NORMAL LIMITS	P							P							P						P					

CODE: 1-SLIGHT 2-MODERATE 3-MARKED P-PRESENT

APPENDIX E - P0 GENERATION

GASOLINE ETBE VAPOR CONDENSATE: A ONE-GENERATION WHOLE-BODY
INHALATION REPRODUCTION TOXICITY STUDY IN RATS

INDIVIDUAL CLINICAL OBSERVATIONS DURING GESTATION

GROUP IV 20000 MG/M3

FEMALE#	OBSERVATIONS	DAY OF GESTATION 0	1	2	3	4	5	6	7	8	9	10	11	12	13	14	15	16	17	18	19	20	21	22	23	24	25
4551	WITHIN NORMAL LIMITS	P							P							P						P					
4552	TERMINAL SACRIFICE																										P
	WITHIN NORMAL LIMITS	P							P							P						P					
4554	WITHIN NORMAL LIMITS	P							P							P						P					
4555	WITHIN NORMAL LIMITS	P							P							P						P					
4556	WITHIN NORMAL LIMITS	P							P							P						P					
4557	WITHIN NORMAL LIMITS	P							P							P						P					
4558	EYE(S)-APPEAR DAMAGED															P						P					
	WITHIN NORMAL LIMITS	P							P																		
4559	WITHIN NORMAL LIMITS	P							P							P						P					
4560	ALOPECIA - EXTREMITIES/SNOUT															2						2					
	WITHIN NORMAL LIMITS	P							P																		
4561	WITHIN NORMAL LIMITS	P							P							P						P					
4562	TERMINAL SACRIFICE																										P
	WITHIN NORMAL LIMITS	P							P							P						P					
4563	WITHIN NORMAL LIMITS	P							P							P						P					
4564	WITHIN NORMAL LIMITS	P							P							P						P					
4565	WITHIN NORMAL LIMITS	P							P							P						P					

CODE: 1-SLIGHT 2-MODERATE 3-MARKED P-PRESENT

APPENDIX E - P0 GENERATION

GASOLINE ETBE VAPOR CONDENSATE: A ONE-GENERATION WHOLE-BODY
INHALATION REPRODUCTION TOXICITY STUDY IN RATS

INDIVIDUAL CLINICAL OBSERVATIONS DURING GESTATION

GROUP IV 20000 MG/M3

FEMALE#	OBSERVATIONS	DAY OF GESTATION 0	1	2	3	4	5	6	7	8	9	10	11	12	13	14	15	16	17	18	19	20	21	22	23	24	25
4566	WITHIN NORMAL LIMITS	P							P						P							P					
4567	WITHIN NORMAL LIMITS	P							P						P							P					
4568	WITHIN NORMAL LIMITS	P							P						P							P					
4569	ALOPECIA - EXTREMITIES/SNOUT	2							2						2							2					
4570	WITHIN NORMAL LIMITS	P							P						P							P					
4571	WITHIN NORMAL LIMITS	P							P						P							P					
4572	WITHIN NORMAL LIMITS	P							P						P							P					
4573	WITHIN NORMAL LIMITS	P							P						P							P					
4574	WITHIN NORMAL LIMITS	P							P						P							P					
4575	WITHIN NORMAL LIMITS	P							P						P							P					
4576	ALOPECIA - EXTREMITIES/SNOUT	3							3						3							3					

CODE: 1-SLIGHT 2-MODERATE 3-MARKED P-PRESENT

APPENDIX F - P0 GENERATION

GASOLINE ETBE VAPOR CONDENSATE: A ONE-GENERATION WHOLE-BODY
INHALATION REPRODUCTION TOXICITY STUDY IN RATS

INDIVIDUAL MATERNAL CLINICAL OBSERVATIONS DURING LACTATION

GROUP I 0 MG/M3

FEMALE#	OBSERVATIONS	DAY OF LACTATION 0	1	2	3	4	5	6	7	8	9	10	11	12	13	14	15	16	17	18	19	20	21	22	23	24	25	26	27	28
1551	WITHIN NORMAL LIMITS		P			P			P							P							P							P
	TERMINAL SACRIFICE																													P
1552	WITHIN NORMAL LIMITS		P			P			P							P							P							P
	TERMINAL SACRIFICE																													P
1553	WITHIN NORMAL LIMITS					P										P							P							P
	TERMINAL SACRIFICE																													P
	LACERATION TIP OF TAIL		P						P																					
1554	WITHIN NORMAL LIMITS		P			P			P							P							P							P
	TERMINAL SACRIFICE																													P
1556	WITHIN NORMAL LIMITS		P			P			P							P							P							P
	TERMINAL SACRIFICE																													P
1557	WITHIN NORMAL LIMITS		P			P			P							P														
	TERMINAL SACRIFICE																													P
	ALOPECIA - GENERAL																						2							2
1558	WITHIN NORMAL LIMITS		P			P			P							P							P							P
	TERMINAL SACRIFICE																													P
1559	WITHIN NORMAL LIMITS		P			P			P							P							P							P
	TERMINAL SACRIFICE																													P
1560	WITHIN NORMAL LIMITS		P			P			P							P							P							P
	TERMINAL SACRIFICE																													P
1561	WITHIN NORMAL LIMITS		P			P			P							P							P							P
	TERMINAL SACRIFICE																													P

CODE: 1-SLIGHT 2-MODERATE 3-MARKED P-PRESENT

APPENDIX F - P0 GENERATION

GASOLINE ETBE VAPOR CONDENSATE: A ONE-GENERATION WHOLE-BODY
INHALATION REPRODUCTION TOXICITY STUDY IN RATS

INDIVIDUAL MATERNAL CLINICAL OBSERVATIONS DURING LACTATION

GROUP I 0 MG/M3

FEMALE#	OBSERVATIONS	DAY OF LACTATION 0	1	2	3	4	5	6	7	8	9	10	11	12	13	14	15	16	17	18	19	20	21	22	23	24	25	26	27	28
1562	WITHIN NORMAL LIMITS		P		P		P									P							P							P
	TERMINAL SACRIFICE																													P
1563	WITHIN NORMAL LIMITS		P		P		P									P							P							P
	TERMINAL SACRIFICE																													P
1564	WITHIN NORMAL LIMITS		P		P		P									P							P							P
	TERMINAL SACRIFICE																													P
1565	TERMINAL SACRIFICE																													P
	INCISORS BROKEN/MISSING		P		P		P									P							P							P
	INCISORS MALOCCLUDED		P		P		P									P							P							P
1566	WITHIN NORMAL LIMITS		P		P		P									P							P							P
	TERMINAL SACRIFICE																													P
1567	WITHIN NORMAL LIMITS		P		P		P									P							P							P
	TERMINAL SACRIFICE																													P
1568	WITHIN NORMAL LIMITS		P		P		P									P							P							P
	TERMINAL SACRIFICE																													P
1569	WITHIN NORMAL LIMITS		P		P		P									P							P							P
	TERMINAL SACRIFICE																													P
1570	WITHIN NORMAL LIMITS		P		P		P									P							P							P
	TERMINAL SACRIFICE																													P
1571	WITHIN NORMAL LIMITS		P		P		P									P							P							P
	TERMINAL SACRIFICE																													P

CODE: 1-SLIGHT 2-MODERATE 3-MARKED P-PRESENT

APPENDIX F - P0 GENERATION

GASOLINE ETBE VAPOR CONDENSATE: A ONE-GENERATION WHOLE-BODY
INHALATION REPRODUCTION TOXICITY STUDY IN RATS

INDIVIDUAL MATERNAL CLINICAL OBSERVATIONS DURING LACTATION

GROUP I 0 MG/M3

FEMALE#	OBSERVATIONS	DAY OF LACTATION 0	1	2	3	4	5	6	7	8	9	10	11	12	13	14	15	16	17	18	19	20	21	22	23	24	25	26	27	28
1572	WITHIN NORMAL LIMITS		P			P			P							P							P							P
	TERMINAL SACRIFICE																													P
1573	WITHIN NORMAL LIMITS		P			P			P							P							P							P
	TERMINAL SACRIFICE																													P
1574	WITHIN NORMAL LIMITS		P																											P
	TERMINAL SACRIFICE																													P
	ALOPECIA - EXTREMITIES/SNOUT					2			2							2							2							
1575	WITHIN NORMAL LIMITS		P			P			P							P							P							P
	TERMINAL SACRIFICE																													P
1576	WITHIN NORMAL LIMITS		P			P			P							P							P							P
	TERMINAL SACRIFICE																													P

CODE: 1-SLIGHT 2-MODERATE 3-MARKED P-PRESENT

APPENDIX F - P0 GENERATION

GASOLINE ETBE VAPOR CONDENSATE: A ONE-GENERATION WHOLE-BODY
INHALATION REPRODUCTION TOXICITY STUDY IN RATS

INDIVIDUAL MATERNAL CLINICAL OBSERVATIONS DURING LACTATION

GROUP II 2000 MG/M3

FEMALE#	OBSERVATIONS	DAY OF LACTATION 0	1	2	3	4	5	6	7	8	9	10	11	12	13	14	15	16	17	18	19	20	21	22	23	24	25	26	27	28
2551	TERMINAL SACRIFICE																													P
	ALOPECIA - EXTREMITIES/SNOUT			3			3			3						3								3						3
2552	WITHIN NORMAL LIMITS			P			P			P						P								P						P
	TERMINAL SACRIFICE																													P
2554	WITHIN NORMAL LIMITS			P			P			P						P								P						P
	TERMINAL SACRIFICE																													P
2555	WITHIN NORMAL LIMITS			P			P			P						P								P						P
	TERMINAL SACRIFICE																													P
2556	WITHIN NORMAL LIMITS			P			P			P						P								P						P
	TERMINAL SACRIFICE																													P
2557	WITHIN NORMAL LIMITS			P			P			P						P								P						P
	TERMINAL SACRIFICE																													P
2558	WITHIN NORMAL LIMITS			P			P			P						P								P						P
	TERMINAL SACRIFICE																													P
2560	WITHIN NORMAL LIMITS			P			P			P						P								P						P
	TERMINAL SACRIFICE																													P
2561	WITHIN NORMAL LIMITS			P			P			P						P								P						P
	TERMINAL SACRIFICE																													P
2562	WITHIN NORMAL LIMITS			P			P			P																				
	TERMINAL SACRIFICE																													P
	LACRIMATION - UNILATERAL																													2
	CHROMODACRYORRHEA - BILATERAL																													P
	INCISORS BROKEN/MISSING															P								P						P

CODE: 1-SLIGHT 2-MODERATE 3-MARKED P-PRESENT

APPENDIX F - P0 GENERATION

GASOLINE ETBE VAPOR CONDENSATE: A ONE-GENERATION WHOLE-BODY
INHALATION REPRODUCTION TOXICITY STUDY IN RATS

INDIVIDUAL MATERNAL CLINICAL OBSERVATIONS DURING LACTATION

GROUP II 2000 MG/M3

FEMALE#	OBSERVATIONS	DAY OF LACTATION 0	1	2	3	4	5	6	7	8	9	10	11	12	13	14	15	16	17	18	19	20	21	22	23	24	25	26	27	28
2563	WITHIN NORMAL LIMITS		P			P			P							P							P							P
	TERMINAL SACRIFICE																													P
2564	WITHIN NORMAL LIMITS		P			P			P							P							P							P
	TERMINAL SACRIFICE																													P
2565	WITHIN NORMAL LIMITS		P			P			P							P							P							P
	TERMINAL SACRIFICE																													P
2566	WITHIN NORMAL LIMITS		P			P			P							P							P							P
	TERMINAL SACRIFICE																													P
2567	WITHIN NORMAL LIMITS		P			P			P							P							P							P
	TERMINAL SACRIFICE																													P
2568	WITHIN NORMAL LIMITS		P			P			P							P							P							P
	TERMINAL SACRIFICE																													P
2569	WITHIN NORMAL LIMITS	P	P			P			P							P							P							P
	TERMINAL SACRIFICE																													P
2570	WITHIN NORMAL LIMITS		P			P			P							P							P							P
	TERMINAL SACRIFICE																													P
2571	WITHIN NORMAL LIMITS		P			P			P							P							P							P
	TERMINAL SACRIFICE																													P
2572	WITHIN NORMAL LIMITS		P			P			P							P							P							P
	TERMINAL SACRIFICE																													P

CODE: 1-SLIGHT 2-MODERATE 3-MARKED P-PRESENT

APPENDIX F - P0 GENERATION

GASOLINE ETBE VAPOR CONDENSATE: A ONE-GENERATION WHOLE-BODY
INHALATION REPRODUCTION TOXICITY STUDY IN RATS

INDIVIDUAL MATERNAL CLINICAL OBSERVATIONS DURING LACTATION

GROUP II 2000 MG/M3

FEMALE#	OBSERVATIONS	DAY OF LACTATION 0	1	2	3	4	5	6	7	8	9	10	11	12	13	14	15	16	17	18	19	20	21	22	23	24	25	26	27	28
2573	WITHIN NORMAL LIMITS		P		P		P									P								P						P
	TERMINAL SACRIFICE																													P
2574	WITHIN NORMAL LIMITS		P		P		P									P								P						P
	TERMINAL SACRIFICE																													P
2575	WITHIN NORMAL LIMITS		P		P		P									P								P						P
	TERMINAL SACRIFICE																													P
2576	WITHIN NORMAL LIMITS		P		P		P									P								P						P
	TERMINAL SACRIFICE																													P

CODE: 1-SLIGHT 2-MODERATE 3-MARKED P-PRESENT

APPENDIX F - P0 GENERATION

GASOLINE ETBE VAPOR CONDENSATE: A ONE-GENERATION WHOLE-BODY
INHALATION REPRODUCTION TOXICITY STUDY IN RATS

INDIVIDUAL MATERNAL CLINICAL OBSERVATIONS DURING LACTATION

GROUP III 10000 MG/M3

FEMALE#	OBSERVATIONS	DAY OF LACTATION 0	1	2	3	4	5	6	7	8	9	10	11	12	13	14	15	16	17	18	19	20	21	22	23	24	25	26	27	28
3551	WITHIN NORMAL LIMITS		P			P			P							P							P							P
	TERMINAL SACRIFICE																													P
3552	WITHIN NORMAL LIMITS		P			P			P							P							P							P
	TERMINAL SACRIFICE																													P
3553	WITHIN NORMAL LIMITS		P			P			P							P							P							P
	TERMINAL SACRIFICE																													P
3554	WITHIN NORMAL LIMITS		P			P			P							P							P							P
	TERMINAL SACRIFICE																													P
3555	WITHIN NORMAL LIMITS		P			P			P							P							P							P
	TERMINAL SACRIFICE																													P
3556	TERMINAL SACRIFICE																													P
	ALOPECIA - EXTREMITIES/SNOUT		3			3			3							2							2							2
3557	WITHIN NORMAL LIMITS		P			P			P							P							P							P
	TERMINAL SACRIFICE																													P
3558	WITHIN NORMAL LIMITS		P			P			P							P							P							P
	TERMINAL SACRIFICE																													P
3559	WITHIN NORMAL LIMITS		P			P			P							P							P							P
	TERMINAL SACRIFICE																													P
3560	WITHIN NORMAL LIMITS		P			P			P							P							P							P
	TERMINAL SACRIFICE																													P

CODE: 1-SLIGHT 2-MODERATE 3-MARKED P-PRESENT

APPENDIX F - P0 GENERATION

GASOLINE ETBE VAPOR CONDENSATE: A ONE-GENERATION WHOLE-BODY
INHALATION REPRODUCTION TOXICITY STUDY IN RATS

INDIVIDUAL MATERNAL CLINICAL OBSERVATIONS DURING LACTATION

GROUP III 10000 MG/M3

FEMALE#	OBSERVATIONS	DAY OF LACTATION 0	1	2	3	4	5	6	7	8	9	10	11	12	13	14	15	16	17	18	19	20	21	22	23	24	25	26	27	28
3561	WITHIN NORMAL LIMITS		P			P			P							P							P							P
	TERMINAL SACRIFICE																													P
3562	WITHIN NORMAL LIMITS		P			P			P							P							P							P
	TERMINAL SACRIFICE																													P
3563	WITHIN NORMAL LIMITS		P			P			P							P							P							P
	TERMINAL SACRIFICE																													P
3564	WITHIN NORMAL LIMITS		P																				P							P
	TERMINAL SACRIFICE																													P
	ALOPECIA - EXTREMITIES/SNOUT					2			2							2														
3565	WITHIN NORMAL LIMITS		P			P			P							P							P							P
	TERMINAL SACRIFICE																													P
3566	TERMINAL SACRIFICE																													P
	CHROMODACRYORRHEA - UNILATERAL		P			P			P							P														
	LACRIMATION - UNILATERAL					2			2							2														
	INCISORS BROKEN/MISSING																						P							P
	INCISORS MALOCCLUDED		P			P			P							P							P							P
3567	WITHIN NORMAL LIMITS		P			P			P							P							P							P
	TERMINAL SACRIFICE																													P
3568	WITHIN NORMAL LIMITS		P			P			P							P							P							P
	TERMINAL SACRIFICE																													P
3569	WITHIN NORMAL LIMITS		P			P			P							P							P							P
	TERMINAL SACRIFICE																													P

CODE: 1-SLIGHT 2-MODERATE 3-MARKED P-PRESENT

APPENDIX F - P0 GENERATION

GASOLINE ETBE VAPOR CONDENSATE: A ONE-GENERATION WHOLE-BODY
INHALATION REPRODUCTION TOXICITY STUDY IN RATS

INDIVIDUAL MATERNAL CLINICAL OBSERVATIONS DURING LACTATION

GROUP III 10000 MG/M3

FEMALE#	OBSERVATIONS	DAY OF LACTATION 0	1	2	3	4	5	6	7	8	9	10	11	12	13	14	15	16	17	18	19	20	21	22	23	24	25	26	27	28
3570	WITHIN NORMAL LIMITS		P																											
	TERMINAL SACRIFICE																													P
	ALOPECIA - GENERAL					2		2								2								2						2
3571	TERMINAL SACRIFICE																													P
	INCISORS MALOCCLUDED		P			P		P								P								P						P
3572	TERMINAL SACRIFICE																													P
	EYE(S)-APPEAR DAMAGED		P			P		P								P								P						P
3573	WITHIN NORMAL LIMITS		P			P		P								P								P						P
	TERMINAL SACRIFICE																													P
3574	WITHIN NORMAL LIMITS		P			P		P								P								P						P
	TERMINAL SACRIFICE																													P
3575	WITHIN NORMAL LIMITS		P			P		P								P								P						P
	TERMINAL SACRIFICE																													P
3576	WITHIN NORMAL LIMITS		P			P		P								P								P						P
	TERMINAL SACRIFICE																													P

CODE: 1-SLIGHT 2-MODERATE 3-MARKED P-PRESENT

APPENDIX F - P0 GENERATION

GASOLINE ETBE VAPOR CONDENSATE: A ONE-GENERATION WHOLE-BODY
INHALATION REPRODUCTION TOXICITY STUDY IN RATS

INDIVIDUAL MATERNAL CLINICAL OBSERVATIONS DURING LACTATION

GROUP IV 20000 MG/M3

FEMALE#	OBSERVATIONS	DAY OF LACTATION 0	1	2	3	4	5	6	7	8	9	10	11	12	13	14	15	16	17	18	19	20	21	22	23	24	25	26	27	28
4551	WITHIN NORMAL LIMITS		P		P		P									P							P							P
	TERMINAL SACRIFICE																													P
4554	WITHIN NORMAL LIMITS		P		P		P									P							P							P
	TERMINAL SACRIFICE																													P
4555	WITHIN NORMAL LIMITS		P		P		P									P							P							P
	TERMINAL SACRIFICE																													P
4556	WITHIN NORMAL LIMITS		P		P		P									P							P							P
	TERMINAL SACRIFICE																													P
4557	WITHIN NORMAL LIMITS		P		P		P									P							P							P
	TERMINAL SACRIFICE																													P
4558	TERMINAL SACRIFICE																													P
	EYE(S)-APPEAR DAMAGED		P		P		P									P							P							P
4559	WITHIN NORMAL LIMITS		P		P		P									P							P							P
	TERMINAL SACRIFICE																													P
4560	TERMINAL SACRIFICE																													P
	ALOPECIA - EXTREMITIES/SNOUT		2		2		2									2							2							2
4561	WITHIN NORMAL LIMITS		P		P		P									P							P							P
	TERMINAL SACRIFICE																													P
4563	WITHIN NORMAL LIMITS		P		P		P									P							P							P
	TERMINAL SACRIFICE																													P

CODE: 1-SLIGHT 2-MODERATE 3-MARKED P-PRESENT

APPENDIX F - P0 GENERATION

GASOLINE ETBE VAPOR CONDENSATE: A ONE-GENERATION WHOLE-BODY
INHALATION REPRODUCTION TOXICITY STUDY IN RATS

INDIVIDUAL MATERNAL CLINICAL OBSERVATIONS DURING LACTATION

GROUP IV 20000 MG/M3

FEMALE#	OBSERVATIONS	DAY OF LACTATION 0	1	2	3	4	5	6	7	8	9	10	11	12	13	14	15	16	17	18	19	20	21	22	23	24	25	26	27	28
4564	TERMINAL SACRIFICE																													P
	MASS		2		1		1								1								1							1
4565	WITHIN NORMAL LIMITS		P		P		P								P								P							P
	TERMINAL SACRIFICE																													P
4566	WITHIN NORMAL LIMITS		P		P		P								P								P							P
	TERMINAL SACRIFICE																													P
4567	WITHIN NORMAL LIMITS		P		P		P								P								P							P
	TERMINAL SACRIFICE																													P
4568	WITHIN NORMAL LIMITS		P		P		P								P								P							P
	TERMINAL SACRIFICE																													P
4569	TERMINAL SACRIFICE																													P
	ALOPECIA - GENERAL		2		2		2								2								2							2
	ALOPECIA - EXTREMITIES/SNOUT																													2
4570	WITHIN NORMAL LIMITS		P		P		P								P								P							P
	TERMINAL SACRIFICE																													P
4571	WITHIN NORMAL LIMITS		P		P		P								P								P							P
	TERMINAL SACRIFICE																													P
4572	WITHIN NORMAL LIMITS		P		P		P								P								P							P
	TERMINAL SACRIFICE																													P
4573	WITHIN NORMAL LIMITS		P		P		P								P								P							P
	TERMINAL SACRIFICE																													P

CODE: 1-SLIGHT 2-MODERATE 3-MARKED P-PRESENT

APPENDIX F - P0 GENERATION

GASOLINE ETBE VAPOR CONDENSATE: A ONE-GENERATION WHOLE-BODY
INHALATION REPRODUCTION TOXICITY STUDY IN RATS

INDIVIDUAL MATERNAL CLINICAL OBSERVATIONS DURING LACTATION

GROUP IV 20000 MG/M3

FEMALE#	OBSERVATIONS	DAY OF LACTATION 0	1	2	3	4	5	6	7	8	9	10	11	12	13	14	15	16	17	18	19	20	21	22	23	24	25	26	27	28
4574	WITHIN NORMAL LIMITS		P		P		P									P							P							P
	TERMINAL SACRIFICE																													P
4575	WITHIN NORMAL LIMITS		P		P		P									P							P							P
	TERMINAL SACRIFICE																													P
4576	TERMINAL SACRIFICE																													P
	ALOPECIA - EXTREMITIES/SNOUT		3		3		3									3							2							2

CODE: 1-SLIGHT 2-MODERATE 3-MARKED P-PRESENT

APPENDIX G - P0 GENERATION

GASOLINE ETBE VAPOR CONDENSATE: A ONE-GENERATION WHOLE-BODY
INHALATION REPRODUCTION TOXICITY STUDY IN RATS

INDIVIDUAL BODY WEIGHTS (GRAMS)

MALES GROUP I 0 MG/M3

ANIMAL#	DAY OF STUDY -7	0	7	14	21	28	35	42	49	56	63	69	77	84	91	98
1051	133	204	249	305	339	362	376	405	428	442	463	472	478	492	500	509
1052	129	179	231	280	324	365	395	421	451	480	503	514	533	548	556	579
1053	135	200	254	305	352	392	422	452	482	503	521	545	556	566	580	590
1054	144	214	262	311	351	381	412	431	458	470	487	498	503	514	514	514
1055	121	167	206	246	273	292	312	320	342	344	353	360	361	371	371	373
1056	137	201	240	288	323	357	377	382	403	416	430	442	443	458	463	470
1057	139	210	262	315	364	402	434	456	485	496	518	526	536	551	554	565
1058	126	183	234	286	331	365	391	422	440	460	476	485	495	506	515	529
1059	136	196	246	297	334	367	402	430	455	475	498	507	508	520	526	539
1060	145	211	251	289	319	349	380	399	422	439	450	458	472	488	495	504
1061	142	205	230	263	286	312	340	361	379	391	405	418	430	445	451	457
1062	140	200	249	295	330	359	391	413	433	453	469	485	491	507	520	523
1063	147	217	259	306	342	378	407	427	456	474	493	508	523	536	550	570
1064	142	206	250	293	327	357	385	412	438	442	458	475	478	492	498	515
1065	122	177	218	260	289	316	343	363	380	389	405	414	417	425	428	436
1066	132	199	244	294	332	361	386	409	426	445	428	456	465	469	490	494
1067	145	210	264	319	365	404	439	444	478	498	515	534	541	561	562	572
1068	116	180	227	272	318	359	380	410	434	454	480	499	508	522	541	551
1069	128	191	231	284	326	359	389	412	423	456	475	490	492	501	513	521
1070	151	217	268	318	366	392	423	449	472	494	534	542	532	551	570	575
1071	130	191	235	287	326	355	383	405	420	433	446	453	465	475	480	489
1072	139	202	234	275	301	323	346	362	383	403	421	433	447	457	470	487
1073	134	192	227	267	299	328	360	375	403	425	445	451	462	483	498	515
1074	130	200	244	290	326	360	387	413	435	453	478	490	499	512	524	545
1075	138	201	252	297	342	365	402	422	448	465	471	495	514	523	539	550
1076	124	191	237	281	320	352	375	397	418	435	444	463	459	484	489	496
MEAN	135	198	242	289	327	358	386	407	430	448	464	477	485	498	508	518
S.D.	8.8	12.8	15.0	18.4	23.6	26.9	29.4	31.8	34.5	37.5	41.7	42.8	43.7	44.6	46.7	49.1
N	26	26	26	26	26	26	26	26	26	26	26	26	26	26	26	26

APPENDIX G - P0 GENERATION

GASOLINE ETBE VAPOR CONDENSATE: A ONE-GENERATION WHOLE-BODY
INHALATION REPRODUCTION TOXICITY STUDY IN RATS

INDIVIDUAL BODY WEIGHTS (GRAMS)

MALES GROUP II 2000 MG/M3

ANIMAL#	DAY OF STUDY -7	0	7	14	21	28	35	42	49	56	63	69	77	84	91	98
2051	120	188	242	296	345	380	415	433	464	486	504	525	523	540	539	546
2052	144	211	264	315	357	388	420	441	468	488	513	528	543	558	568	577
2053	122	191	244	298	332	360	388	408	436	453	471	484	488	500	503	522
2054	138	198	247	279	332	363	392	412	435	454	470	481	491	503	519	531
2055	151	226	278	332	368	376	398	419	436	463	473	486	508	530	539	546
2056	139	199	234	283	316	346	373	394	415	433	449	455	467	485	496	502
2057	142	205	245	289	324	345	363	383	408	417	435	451	455	469	482	492
2058	135	206	251	304	347	378	408	433	455	470	491	501	509	529	544	548
2059	131	201	239	282	314	332	355	371	393	404	424	433	456	464	469	482
2060	147	215	259	301	330	352	377	389	413	425	441	453	460	474	483	489
2061	128	195	236	285	325	353	381	403	424	432	453	463	474	487	501	505
2062	136	202	251	298	336	370	400	423	449	461	478	481	493	505	509	525
2063	141	204	246	290	325	359	382	397	415	438	450	468	469	483	487	495
2064	133	202	250	300	348	375	408	427	450	466	484	493	505	516	526	539
2065	143	207	254	300	334	361	388	408	433	446	465	472	481	498	505	521
2066	139	205	251	292	318	352	379	400	417	425	447	457	473	473	484	488
2067	146	218	266	310	348	370	388	411	442	462	480	493	503	515	521	528
2068	144	218	265	320	354	374	397	417	439	453	473	483	488	498	503	509
2069	137	209	265	310	349	384	410	438	471	487	508	520	529	550	562	573
2070	130	198	243	294	339	365	399	423	449	465	488	503	514	528	543	560
2071	125	197	239	288	328	355	367	392	412	424	443	451	462	475	480	495
2072	123	195	246	303	346	377	407	435	456	473	499	506	516	526	544	555
2073	115	182	234	284	321	350	379	404	AD							
2074	129	199	250	308	349	356	391	416	426	435	396	414	440	462	476	493
2075	132	196	248	292	329	353	381	398	416	425	444	453	461	475	484	487
2076	135	199	247	280	295	319	352	369	387	402	422	434	448	455	472	487
MEAN	135	202	250	297	335	361	388	409	432	447	464	475	486	500	510	520
S.D.	9.0	9.7	10.9	13.2	15.9	16.1	17.8	19.7	22.4	24.9	29.3	29.4	27.4	29.0	29.3	29.3
N	26	26	26	26	26	26	26	26	25	25	25	25	25	25	25	25

AD=Animal Died

APPENDIX G - P0 GENERATION

GASOLINE ETBE VAPOR CONDENSATE: A ONE-GENERATION WHOLE-BODY
INHALATION REPRODUCTION TOXICITY STUDY IN RATS

INDIVIDUAL BODY WEIGHTS (GRAMS)

MALES GROUP III 10000 MG/M3

ANIMAL#	DAY -7	OF STUDY 0	7	14	21	28	35	42	49	56	63	69	77	84	91	98
3051	126	191	231	268	312	328	352	368	401	414	429	438	450	457	464	479
3052	141	222	282	334	393	429	456	479	509	524	552	575	578	598	612	625
3053	145	209	256	293	334	350	382	396	415	434	449	455	466	482	490	476
3054	135	202	248	285	323	347	368	382	400	411	424	433	435	449	454	464
3055	140	198	243	256	317	343	365	388	407	416	AD					
3056	136	192	229	263	299	325	349	364	382	395	410	416	424	439	444	450
3057	139	202	243	269	323	359	392	411	428	449	470	465	481	498	507	517
3058	138	201	242	274	331	368	392	409	432	443	455	468	484	501	514	533
3059	147	215	259	299	356	382	412	429	454	477	492	514	520	534	540	548
3060	131	197	249	266	329	357	374	399	423	437	446	457	464	477	478	494
3061	130	195	249	289	336	365	395	421	442	465	488	498	495	504	516	519
3062	146	219	270	308	359	392	432	451	471	496	512	521	523	537	540	545
3063	119	184	228	259	315	345	364	359	373	392	398	409	431	451	459	466
3064	143	207	250	276	324	358	378	392	415	423	435	452	461	468	472	482
3065	149	219	263	295	335	367	404	414	434	455	475	491	497	514	523	536
3066	128	189	229	234	285	308	323	332	345	364	370	369	388	404	424	432
3067	132	192	238	273	327	360	391	412	432	448	470	492	499	510	524	534
3068	130	192	237	276	317	336	350	369	390	412	429	446	448	461	466	470
3069	123	193	237	271	314	347	371	395	416	428	452	460	464	482	486	500
3070	121	183	225	258	300	325	345	367	386	395	410	421	433	445	456	466
3071	133	203	240	264	312	334	359	363	371	381	391	399	414	417	418	436
3072	139	215	265	309	351	384	413	428	450	465	481	496	510	520	530	546
3073	134	202	244	282	320	352	364	366	372	377	391	399	396	407	418	419
3074	142	204	248	279	314	338	363	376	395	413	428	442	450	454	460	475
3075	142	214	258	296	349	375	410	419	448	466	486	501	519	541	558	558
3076	119	182	230	259	303	328	356	371	394	404	419	429	441	445	465	479
MEAN	135	201	246	278	326	354	379	395	415	430	447	458	467	480	489	498
S.D.	8.7	11.6	14.3	20.7	22.4	25.4	29.7	32.4	35.8	38.0	42.6	45.9	44.4	46.3	47.1	47.6
N	26	26	26	26	26	26	26	26	26	26	25	25	25	25	25	25

AD=Animal Died

APPENDIX G - P0 GENERATION

GASOLINE ETBE VAPOR CONDENSATE: A ONE-GENERATION WHOLE-BODY
INHALATION REPRODUCTION TOXICITY STUDY IN RATS

INDIVIDUAL BODY WEIGHTS (GRAMS)

MALES GROUP IV 20000 MG/M3

ANIMAL#	DAY OF STUDY -7	0	7	14	21	28	35	42	49	56	63	69	77	84	91	98
4051	133	206	242	287	319	342	374	394	416	432	452	460	466	480	492	495
4052	139	213	259	307	346	377	406	433	461	484	501	512	514	529	535	546
4053	144	218	263	323	366	401	428	454	482	502	526	538	549	569	577	592
4054	140	201	235	275	305	326	343	353	370	382	396	400	414	417	424	431
4055	140	208	246	281	309	331	366	387	399	419	397	300	286	312	359	383
4056	146	218	266	309	344	359	384	406	421	432	453	465	468	488	485	498
4057	121	185	230	273	317	348	369	388	400	416	438	445	443	454	465	473
4058	126	190	237	283	318	333	346	365	372	387	407	413	426	434	437	450
4059	138	203	245	290	324	351	372	399	409	429	443	458	464	481	489	494
4060	135	208	248	291	320	342	367	385	401	427	440	457	465	480	471	475
4061	127	201	237	284	316	339	367	393	419	429	444	445	459	474	481	487
4062	133	204	238	286	326	359	399	420	442	464	486	494	503	507	519	523
4063	138	203	245	290	323	356	387	401	421	430	444	453	465	483	494	505
4064	145	224	263	321	353	366	388	406	419	439	453	468	484	501	512	528
4065	129	192	228	271	305	332	349	368	389	405	414	427	439	456	465	471
4066	120	192	236	290	332	359	386	408	433	421	452	471	494	509	522	525
4067	124	187	235	279	310	343	362	379	390	398	413	424	445	458	471	468
4068	149	218	263	308	335	356	376	395	416	435	454	468	472	484	493	494
4069	141	213	263	308	352	370	392	414	438	444	457	466	476	487	494	504
4070	131	198	231	267	299	323	346	367	384	393	407	420	436	454	459	475
4071	130	187	226	266	297	315	338	354	367	382	391	402	410	422	423	437
4072	143	218	269	319	350	381	414	430	431	446	470	504	528	549	559	568
4073	144	205	242	281	308	324	347	360	377	392	395	405	416	425	425	428
4074	135	204	245	288	319	339	356	374	374	392	414	425	431	445	443	456
4075	118	191	236	276	316	320	335	343	357	370	382	389	409	430	441	450
4076	131	197	244	289	322	345	361	367	384	391	394	401	424	432	447	464
MEAN	135	203	245	290	324	348	371	390	407	421	436	443	453	468	476	485
S.D.	8.5	11.0	12.8	16.4	18.1	20.6	24.0	27.2	30.5	31.9	36.2	47.6	50.0	50.0	46.7	45.4
N	26	26	26	26	26	26	26	26	26	26	26	26	26	26	26	26

APPENDIX G - P0 GENERATION

GASOLINE ETBE VAPOR CONDENSATE: A ONE-GENERATION WHOLE-BODY
INHALATION REPRODUCTION TOXICITY STUDY IN RATS

INDIVIDUAL BODY WEIGHTS (GRAMS)

MALES GROUP I 0 MG/M3

ANIMAL#	DAY OF STUDY 105
1051	516
1052	584
1053	592
1054	516
1055	376
1056	484
1057	570
1058	530
1059	553
1060	509
1061	468
1062	534
1063	578
1064	518
1065	440
1066	490
1067	579
1068	560
1069	523
1070	586
1071	507
1072	490
1073	519
1074	542
1075	558
1076	502
MEAN	524
S.D.	49.4
N	26

APPENDIX G - P0 GENERATION

GASOLINE ETBE VAPOR CONDENSATE: A ONE-GENERATION WHOLE-BODY
INHALATION REPRODUCTION TOXICITY STUDY IN RATS

INDIVIDUAL BODY WEIGHTS (GRAMS)

MALES GROUP II 2000 MG/M3

ANIMAL#	DAY OF STUDY 105
2051	549
2052	590
2053	533
2054	531
2055	567
2056	511
2057	503
2058	555
2059	486
2060	498
2061	509
2062	536
2063	502
2064	547
2065	529
2066	496
2067	533
2068	514
2069	587
2070	570
2071	498
2072	567
2074	509
2075	495
2076	496
MEAN	528
S.D.	31.0
N	25

APPENDIX G - P0 GENERATION

GASOLINE ETBE VAPOR CONDENSATE: A ONE-GENERATION WHOLE-BODY
INHALATION REPRODUCTION TOXICITY STUDY IN RATS

INDIVIDUAL BODY WEIGHTS (GRAMS)

MALES GROUP III 10000 MG/M3

ANIMAL#	DAY OF STUDY 105
3051	498
3052	630
3053	493
3054	479
3056	459
3057	527
3058	544
3059	564
3060	498
3061	529
3062	558
3063	478
3064	490
3065	549
3066	434
3067	550
3068	488
3069	509
3070	482
3071	448
3072	550
3073	426
3074	402
3075	583
3076	478
MEAN	506
S.D.	53.0
N	25

APPENDIX G - P0 GENERATION

GASOLINE ETBE VAPOR CONDENSATE: A ONE-GENERATION WHOLE-BODY
INHALATION REPRODUCTION TOXICITY STUDY IN RATS

INDIVIDUAL BODY WEIGHTS (GRAMS)

MALES GROUP IV 20000 MG/M3

ANIMAL#	DAY OF STUDY 105
4051	507
4052	549
4053	603
4054	431
4055	396
4056	516
4057	497
4058	460
4059	506
4060	487
4061	495
4062	539
4063	511
4064	528
4065	479
4066	536
4067	470
4068	499
4069	507
4070	474
4071	442
4072	575
4073	432
4074	456
4075	453
4076	475
MEAN	493
S.D.	46.3
N	26

APPENDIX G - P0 GENERATION

GASOLINE ETBE VAPOR CONDENSATE: A ONE-GENERATION WHOLE-BODY
INHALATION REPRODUCTION TOXICITY STUDY IN RATS

INDIVIDUAL BODY WEIGHTS (GRAMS)

FEMALES GROUP I 0 MG/M3

ANIMAL#	DAY OF STUDY -7	0	7	14	21	28	35	42	49	56	63	69	77	84	91	98
1551	139	176	199	216	233	245	246	263	271	272	278	279				
1552	131	166	186	204	231	245	258	270	276	273	279	278				
1553	153	192	211	236	258	277	293	291	307	313	307	316				
1554	140	171	188	213	234	241	257	269	276	278	285	279				
1555	123	167	186	208	237	253	267	268	286	288	289	299				
1556	132	186	211	248	279	300	319	327	342	336	345	349				
1557	132	180	196	226	250	267	273	288	305	303	308	322				
1558	129	170	191	213	234	241	261	269	280	272	286	289				
1559	138	180	188	219	233	238	263	277	287	295	299	293	288			
1560	125	161	182	202	222	233	249	263	272	264	279	285				
1561	145	194	225	255	284	307	322	329	351	360	365	370				
1562	129	171	191	214	234	247	256	260	278	276	280	290				
1563	129	160	184	207	222	232	248	257	250	265	265	261				
1564	142	177	204	229	246	261	273	283	285	297	316	311	325	340	417	
1565	136	171	187	211	234	247	264	275	283	299	322	307				
1566	144	185	210	229	232	253	266	272	281	288	298	288				
1567	121	166	181	196	218	232	267	243	257	264	264	269				
1568	130	177	193	220	239	255	267	273	282	296	304	303				
1569	120	160	182	207	228	235	248	257	263	273	281	281				
1570	129	178	202	230	252	252	280	290	304	296	312	319				
1571	136	178	202	223	247	253	280	285	296	300	317	320				
1572	136	181	202	225	239	256	267	278	281	288	296	296				
1573	147	184	224	246	266	290	297	307	309	321	341	356				
1574	123	162	182	205	222	227	246	254	263	259	274	280				
1575	118	155	174	197	206	227	241	250	253	267	277	270				
1576	135	171	191	215	233	237	259	261	276	276	287	289				
MEAN	133	174	195	219	239	252	268	275	285	289	298	300	307	340	417	
S.D.	8.8	10.0	13.2	15.4	17.8	21.2	20.8	21.1	24.0	23.8	25.1	27.0	26.0	0.0	0.0	
N	26	26	26	26	26	26	26	26	26	26	26	26	2	1	1	

APPENDIX G - P0 GENERATION

GASOLINE ETBE VAPOR CONDENSATE: A ONE-GENERATION WHOLE-BODY
INHALATION REPRODUCTION TOXICITY STUDY IN RATS

INDIVIDUAL BODY WEIGHTS (GRAMS)

FEMALES GROUP II 2000 MG/M3

ANIMAL#	DAY OF STUDY -7	0	7	14	21	28	35	42	49	56	63	69	77	84	91	98
2551	129	169	187	222	241	257	256	271	285	287	285	300				
2552	138	179	199	233	254	264	274	292	302	302	302	310				
2553	129	169	187	215	227	245	264	273	277	286	294	291				
2554	139	181	201	222	230	244	260	270	272	286	293	280				
2555	136	172	189	206	220	219	244	249	264	267	268	282				
2556	156	187	206	237	241	267	269	279	295	287	286	305				
2557	118	155	171	186	204	213	219	221	235	235	241	252				
2558	120	163	183	209	229	234	253	258	263	273	283	275				
2559	130	179	200	230	261	271	293	307	310	314	322	329	326	330	336	338
2560	123	154	180	200	218	231	239	251	260	267	276	279				
2561	136	185	209	234	262	276	291	301	314	305	320	329				
2562	129	164	182	207	226	230	236	247	262	253	265	266				
2563	125	171	183	213	224	239	247	259	269	274	271	281				
2564	146	180	190	208	228	245	251	265	272	261	272	274				
2565	136	171	192	213	240	254	266	275	293	305	306	313				
2566	129	162	175	203	220	230	237	250	259	255	256	271				
2567	145	175	195	224	244	259	264	275	292	298	298	317				
2568	132	167	182	207	223	236	244	251	266	258	268	279				
2569	147	182	199	230	251	263	275	279	291	290	293	309				
2570	132	178	200	230	238	259	274	283	286	294	309	309				
2571	140	182	199	223	239	250	251	263	277	278	287	297				
2572	132	161	184	209	226	242	254	264	277	277	284	287				
2573	134	171	185	209	229	238	248	257	265	266	269	275				
2574	125	156	179	194	213	214	229	236	248	243	253	258				
2575	119	149	169	180	197	205	215	228	230	240	240	243				
2576	140	195	213	250	264	285	293	304	314	309	325	332				
MEAN	133	171	190	215	233	245	256	266	276	277	283	290	326	330	336	338
S.D.	9.2	11.4	11.5	16.2	16.9	20.4	20.8	21.6	21.8	22.1	23.0	24.0	0.0	0.0	0.0	0.0
N	26	26	26	26	26	26	26	26	26	26	26	26	1	1	1	1

APPENDIX G - P0 GENERATION

GASOLINE ETBE VAPOR CONDENSATE: A ONE-GENERATION WHOLE-BODY
INHALATION REPRODUCTION TOXICITY STUDY IN RATS

INDIVIDUAL BODY WEIGHTS (GRAMS)

FEMALES GROUP III 10000 MG/M3

ANIMAL#	DAY OF STUDY -7	0	7	14	21	28	35	42	49	56	63	69	77	84	91	98
3551	122	151	173	177	209	228	237	245	255	258	269	259				
3552	120	154	168	187	202	220	234	235	255	253	265	272				
3553	130	161	184	200	220	237	247	250	259	265	267	273				
3554	132	164	181	180	217	236	246	253	270	276	282	286				
3555	127	160	191	211	231	237	249	263	264	254	270	270				
3556	123	165	187	202	225	245	259	263	266	270	279	274				
3557	129	160	179	188	215	226	240	240	256	255	260	266				
3558	139	184	205	216	245	260	275	279	293	291	297	311				
3559	137	169	183	193	202	220	232	231	234	249	270	278				
3560	146	181	202	212	243	250	261	275	278	292	301	309				
3561	136	172	180	207	217	245	247	273	268	268	278	269				
3562	134	169	187	201	227	241	248	251	261	267	271	272				
3563	119	160	182	197	208	224	237	242	243	247	254	247				
3564	129	172	192	206	244	267	278	289	306	305	317	327				
3565	145	180	193	211	222	242	246	265	262	282	272	282				
3566	131	173	190	208	237	252	258	272	284	283	285	293				
3567	147	189	205	222	255	273	287	292	309	315	316	324				
3568	134	162	178	175	208	226	238	242	244	250	261	257				
3569	124	163	177	186	203	216	222	226	228	233	237	235				
3570	139	178	209	230	251	255	275	280	297	292	302	307				
3571	151	171	192	191	228	236	248	249	261	261	268	272				
3572	138	191	211	232	252	264	277	287	292	301	312	312				
3573	127	163	191	199	226	225	250	255	271	275	276	293				
3574	129	172	192	204	229	239	250	251	271	273	279	283				
3575	136	186	211	205	243	259	273	272	286	289	292	292				
3576	142	180	200	214	239	254	266	270	273	284	292	286				
MEAN	133	170	190	202	227	241	253	260	269	273	280	283				
S.D.	8.6	10.7	12.0	14.9	16.3	15.8	16.6	18.4	20.5	20.2	19.6	22.7				
N	26	26	26	26	26	26	26	26	26	26	26	26				

APPENDIX G - P0 GENERATION

GASOLINE ETBE VAPOR CONDENSATE: A ONE-GENERATION WHOLE-BODY
INHALATION REPRODUCTION TOXICITY STUDY IN RATS

INDIVIDUAL BODY WEIGHTS (GRAMS)

FEMALES GROUP IV 20000 MG/M3

ANIMAL#	DAY OF STUDY -7	0	7	14	21	28	35	42	49	56	63	69	77	84	91	98
4551	132	154	173	186	206	210	222	231	233	248	250	253				
4552	146	182	210	228	249	262	282	278	299	309	312	319				
4553	138	171	189	208	214	235	248	250	AD							
4554	123	187	198	229	255	270	276	288	294	296	312	317				
4555	126	165	183	190	212	230	238	237	257	266	272	280				
4556	129	168	181	200	207	218	233	232	233	239	244	243				
4557	136	173	183	216	233	241	253	269	275	272	275	284				
4558	136	176	195	215	223	249	258	267	266	281	282	275				
4559	120	151	172	189	209	219	229	233	246	250	255	258				
4560	149	184	204	219	233	243	257	269	275	273	282	286				
4561	129	168	184	207	224	230	249	259	272	264	277	283				
4562	139	180	201	221	240	249	264	278	285	281	289	289				
4563	131	163	189	213	218	233	246	252	253	260	269	266				
4564	143	176	197	211	237	251	255	259	270	278	281	287				
4565	151	196	218	238	254	276	292	298	309	319	330	331				
4566	138	171	197	218	229	255	262	263	275	275	283	285				
4567	122	163	186	205	216	239	251	257	270	269	284	290				
4568	129	169	177	206	222	241	238	273	267	272	279	277				
4569	133	154	172	192	195	216	216	224	235	231	247	248				
4570	142	175	195	218	241	250	253	269	281	283	285	296				
4571	130	170	189	202	221	242	246	251	260	268	273	279				
4572	122	151	168	186	202	203	220	225	231	230	239	241				
4573	134	180	202	228	251	268	282	281	293	301	305	311				
4574	130	171	193	213	235	241	252	252	268	269	277	279				
4575	119	159	168	195	212	220	234	245	250	250	259	266				
4576	139	172	187	217	232	243	252	252	262	276	277	285				
MEAN	133	170	189	210	226	240	250	257	266	270	278	281				
S.D.	8.8	11.1	12.9	14.1	16.6	18.4	19.0	19.7	21.1	22.1	21.8	22.8				
N	26	26	26	26	26	26	26	26	25	25	25	25				

AD=Animal Died

APPENDIX H - P0 GENERATION

GASOLINE ETBE VAPOR CONDENSATE: A ONE-GENERATION WHOLE-BODY
INHALATION REPRODUCTION TOXICITY STUDY IN RATS

INDIVIDUAL BODY WEIGHT GAIN (GRAMS)

MALES GROUP I 0 MG/M3

ANIMAL#	DAY OF STUDY -7-0	0-7	7-14	14-21	21-28	28-35	35-42	42-49	49-56	56-63	63-69	69-77	77-84	84-91	91-98	98-105
1051	71	45	56	34	23	14	29	23	14	21	10	6	14	8	9	7
1052	50	52	49	44	41	29	26	30	28	24	10	19	15	8	23	5
1053	66	54	51	47	40	30	30	30	21	18	23	11	10	15	10	3
1054	70	48	49	41	30	31	19	27	12	17	11	5	11	0	0	2
1055	47	39	40	26	20	20	9	22	2	9	7	1	11	0	1	4
1056	63	39	49	35	33	20	5	21	13	14	12	1	15	5	6	15
1057	71	52	54	49	38	32	22	28	12	21	9	10	15	2	12	4
1058	57	51	52	44	34	26	31	18	20	17	8	11	10	9	14	1
1059	60	50	51	37	32	35	28	26	20	23	9	1	12	6	13	15
1060	66	41	38	30	30	31	19	23	17	12	8	14	17	7	9	5
1061	63	25	34	23	26	28	21	18	13	14	12	13	15	6	7	10
1062	60	49	46	35	29	32	22	20	20	15	16	6	16	13	3	11
1063	70	42	47	36	36	30	19	29	18	19	15	15	13	14	20	8
1064	65	43	43	34	30	28	27	26	5	15	18	3	14	6	17	3
1065	55	42	41	29	27	27	20	17	10	16	9	3	7	4	8	4
1066	67	45	50	38	29	25	23	17	19	-17	28	9	4	21	5	-4
1067	65	54	55	45	39	35	6	34	20	17	18	7	20	2	10	7
1068	64	46	46	46	41	21	30	24	20	26	18	10	14	19	10	8
1069	63	40	53	42	33	30	23	10	34	19	15	2	9	13	8	2
1070	66	51	50	49	26	31	26	24	22	40	8	-10	18	19	5	11
1071	61	44	51	39	29	28	22	15	13	13	7	11	10	6	9	18
1072	63	31	41	26	21	23	16	22	19	18	12	14	10	13	18	3
1073	59	35	40	32	29	32	15	28	23	19	6	11	21	15	18	4
1074	70	43	46	37	34	27	26	22	18	25	11	9	13	13	21	-3
1075	64	51	45	45	23	37	20	26	17	6	23	19	9	16	11	8
1076	67	46	44	40	32	24	21	21	17	10	18	-3	24	5	7	7
MEAN	63	45	47	38	31	28	21	23	17	17	13	8	13	9	10	6
S.D.	6.0	7.1	5.6	7.2	6.0	5.2	6.9	5.4	6.6	9.5	5.8	6.8	4.4	6.0	6.0	5.2
N	26	26	26	26	26	26	26	26	26	26	26	26	26	26	26	26

APPENDIX H - P0 GENERATION

GASOLINE ETBE VAPOR CONDENSATE: A ONE-GENERATION WHOLE-BODY
INHALATION REPRODUCTION TOXICITY STUDY IN RATS

INDIVIDUAL BODY WEIGHT GAIN (GRAMS)

MALES GROUP II 2000 MG/M3

ANIMAL#	DAY OF STUDY -7-0	0-7	7-14	14-21	21-28	28-35	35-42	42-49	49-56	56-63	63-69	69-77	77-84	84-91	91-98	98-105
2051	68	54	53	49	35	36	18	31	22	18	21	-2	17	0	7	3
2052	67	53	51	41	31	32	22	27	20	25	14	16	15	10	9	13
2053	69	53	54	34	28	28	20	28	17	18	13	4	12	3	19	11
2054	60	49	32	53	32	28	20	23	20	16	11	10	12	16	12	0
2055	74	53	54	36	8	22	21	17	28	9	13	22	22	9	7	21
2056	61	35	49	34	30	27	21	21	18	16	7	12	17	11	6	9
2057	63	40	44	34	21	18	20	25	9	18	16	4	14	14	10	11
2058	72	45	54	43	31	30	25	23	15	21	9	8	20	15	5	7
2059	70	38	43	32	18	24	16	22	11	21	8	23	9	5	13	3
2060	69	44	42	30	22	25	12	25	12	16	12	8	14	9	6	10
2061	68	41	49	40	28	28	22	21	8	21	10	11	13	14	4	4
2062	66	49	47	38	35	30	23	26	12	17	3	12	12	4	16	11
2063	63	42	43	36	34	23	16	18	23	12	19	1	14	4	7	7
2064	70	48	50	48	27	33	19	23	16	17	10	12	11	10	13	8
2065	64	47	47	34	27	27	20	25	13	19	7	9	17	8	16	8
2066	66	46	41	27	33	27	22	17	8	22	11	16	0	11	4	8
2067	73	48	44	39	21	18	23	31	21	18	13	10	12	7	7	5
2068	73	48	55	34	20	22	20	22	14	21	9	5	10	5	6	5
2069	72	56	46	38	35	26	28	33	16	21	12	9	21	13	10	15
2070	68	45	51	45	26	34	24	26	16	24	14	11	15	15	16	10
2071	72	43	49	39	27	12	25	21	12	19	7	11	14	5	15	3
2072	72	51	57	43	31	30	27	21	17	26	7	10	10	19	11	12
2073	67	52	50	38	29	29	26	AD								
2074	70	51	58	41	8	35	25	10	9	-39	18	27	22	14	17	16
2075	63	52	44	37	23	28	18	18	9	18	10	8	14	9	2	8
2076	64	47	33	16	24	33	17	18	15	21	12	13	8	17	14	9
MEAN	68	47	48	38	26	27	21	23	15	17	11	11	14	10	10	9
S.D.	3.9	5.4	6.5	7.4	7.3	5.6	3.8	5.1	5.1	12.2	4.1	6.5	4.8	5.0	4.7	4.6
N	26	26	26	26	26	26	26	25	25	25	25	25	25	25	25	25

AD=Animal Died

APPENDIX H - P0 GENERATION

GASOLINE ETBE VAPOR CONDENSATE: A ONE-GENERATION WHOLE-BODY
INHALATION REPRODUCTION TOXICITY STUDY IN RATS

INDIVIDUAL BODY WEIGHT GAIN (GRAMS)

MALES GROUP III 10000 MG/M3

ANIMAL#	DAY OF STUDY -7-0	0-7	7-14	14-21	21-28	28-35	35-42	42-49	49-56	56-63	63-69	69-77	77-84	84-91	91-98	98-105
3051	65	40	38	44	16	24	15	33	14	15	9	12	7	7	15	20
3052	81	60	51	60	35	27	23	30	15	29	22	3	20	15	13	4
3053	64	47	37	40	17	32	14	19	19	15	6	11	16	9	-14	17
3054	67	46	37	37	24	21	14	18	11	14	9	2	14	6	9	15
3055	58	45	13	61	27	22	23	19	9	AD						
3056	56	37	35	36	26	24	16	18	13	15	5	8	15	5	6	9
3057	64	41	26	54	36	32	19	17	20	21	-5	16	17	9	11	10
3058	64	41	31	57	37	24	18	23	11	12	13	16	16	13	19	12
3059	68	44	40	57	26	30	18	25	23	15	22	6	14	6	8	16
3060	67	52	17	63	28	17	25	24	14	9	11	7	13	0	16	4
3061	66	54	40	47	30	30	26	21	23	23	10	-3	9	12	3	10
3062	73	51	38	51	33	40	19	19	25	17	9	2	13	3	6	13
3063	65	45	31	56	30	20	-6	14	19	6	11	22	20	8	7	12
3064	64	43	26	48	33	21	14	23	9	12	17	9	7	5	9	8
3065	70	44	32	40	33	37	10	20	21	20	15	7	17	8	14	13
3066	62	40	6	51	23	15	9	14	19	6	0	18	17	20	8	2
3067	61	46	35	54	33	31	21	20	16	22	21	8	11	14	10	16
3068	63	44	40	40	19	15	18	21	22	17	17	3	13	5	4	18
3069	70	44	34	43	33	24	24	21	12	24	8	5	18	4	14	8
3070	62	42	33	42	25	21	21	20	9	15	11	11	12	11	10	16
3071	70	37	24	48	22	25	5	7	11	9	9	15	3	1	18	12
3072	77	50	44	42	33	29	15	22	15	16	15	15	10	10	16	5
3073	69	42	39	38	33	11	3	6	5	14	8	-3	11	11	1	7
3074	62	44	32	34	25	25	13	19	18	15	14	8	5	5	16	-73
3075	71	44	38	53	26	35	10	29	18	20	15	19	22	17	0	25
3076	63	48	30	43	25	28	15	23	10	15	10	12	4	20	14	-1
MEAN	66	45	32	48	28	25	15	20	15	16	11	9	13	9	9	8
S.D.	5.5	5.2	9.7	8.4	5.8	7.0	7.4	5.9	5.4	5.5	6.3	6.6	5.1	5.3	7.1	17.9
N	26	26	26	26	26	26	26	26	26	25	25	25	25	25	25	25

AD=Animal Died

APPENDIX H - P0 GENERATION

GASOLINE ETBE VAPOR CONDENSATE: A ONE-GENERATION WHOLE-BODY
INHALATION REPRODUCTION TOXICITY STUDY IN RATS

INDIVIDUAL BODY WEIGHT GAIN (GRAMS)

MALES GROUP IV 20000 MG/M3

ANIMAL#	DAY OF STUDY -7-0	0-7	7-14	14-21	21-28	28-35	35-42	42-49	49-56	56-63	63-69	69-77	77-84	84-91	91-98	98-105
4051	73	36	45	32	23	31	20	23	15	21	8	5	15	11	4	12
4052	75	46	48	40	31	29	26	28	23	17	11	1	16	5	11	3
4053	74	45	60	43	35	27	27	28	20	24	12	11	20	8	15	11
4054	61	35	40	30	21	17	11	17	12	14	4	14	3	7	7	1
4055	67	39	35	28	22	35	21	12	20	-22	-97	-13	26	46	25	13
4056	72	48	43	35	15	25	22	15	11	21	11	3	21	-4	14	18
4057	64	45	43	44	31	21	18	12	16	21	7	-1	11	11	8	24
4058	64	47	45	36	15	13	19	7	16	20	6	13	8	3	13	10
4059	65	42	45	34	27	21	28	10	20	14	14	6	17	8	5	12
4060	72	41	43	29	22	26	18	16	26	14	16	9	14	-8	4	12
4061	74	36	47	32	23	28	26	26	10	15	2	14	15	7	6	8
4062	70	34	49	40	33	40	22	21	23	21	8	9	4	13	4	16
4063	65	41	45	33	33	31	15	19	9	15	9	12	18	11	11	6
4064	79	40	58	32	14	22	18	13	21	14	15	16	17	11	16	0
4065	63	37	43	33	28	16	19	21	16	10	13	12	18	9	6	8
4066	71	45	54	42	27	28	22	25	-12	31	18	24	15	14	3	11
4067	63	48	44	32	32	20	17	11	8	15	11	21	14	13	-3	2
4068	69	46	45	27	21	20	19	21	19	20	14	5	12	9	1	5
4069	71	50	45	44	19	22	22	23	6	13	9	10	10	8	10	3
4070	67	33	37	31	24	24	20	17	9	14	13	16	18	5	17	-1
4071	57	39	40	31	18	23	16	13	16	9	11	7	12	2	14	5
4072	75	51	50	32	31	33	16	1	16	24	34	24	21	10	9	7
4073	61	37	39	27	16	24	13	17	15	3	10	12	9	-1	4	3
4074	69	41	43	31	20	17	18	0	18	22	11	6	14	-3	14	0
4075	74	44	41	39	4	16	8	14	13	12	7	20	21	11	10	3
4076	66	47	45	33	23	17	6	17	8	3	6	23	8	15	17	11
MEAN	68	42	45	34	23	24	19	16	14	15	7	11	14	8	9	8
S.D.	5.4	5.2	5.8	5.2	7.4	6.6	5.4	7.3	7.4	9.8	22.1	8.4	5.4	9.6	6.1	6.1
N	26	26	26	26	26	26	26	26	26	26	26	26	26	26	26	26

APPENDIX H - P0 GENERATION

GASOLINE ETBE VAPOR CONDENSATE: A ONE-GENERATION WHOLE-BODY
INHALATION REPRODUCTION TOXICITY STUDY IN RATS

INDIVIDUAL BODY WEIGHT GAIN (GRAMS)

MALES GROUP I 0 MG/M3

ANIMAL#	DAY 0-69	OF STUDY 0-105
1051	269	312
1052	335	405
1053	344	392
1054	284	301
1055	193	209
1056	241	284
1057	316	360
1058	302	347
1059	311	357
1060	248	298
1061	213	263
1062	284	334
1063	291	361
1064	269	312
1065	237	263
1066	257	291
1067	324	369
1068	319	379
1069	298	331
1070	325	369
1071	262	316
1072	230	288
1073	259	327
1074	289	341
1075	293	357
1076	272	311
MEAN	279	326
S.D.	38.3	44.9
N	26	26

APPENDIX H - P0 GENERATION

GASOLINE ETBE VAPOR CONDENSATE: A ONE-GENERATION WHOLE-BODY
INHALATION REPRODUCTION TOXICITY STUDY IN RATS

INDIVIDUAL BODY WEIGHT GAIN (GRAMS)

MALES GROUP II 2000 MG/M3

ANIMAL#	DAY 0-69	OF STUDY 0-105
2051	337	361
2052	317	379
2053	294	342
2054	282	333
2055	260	342
2056	256	312
2057	246	298
2058	295	349
2059	232	285
2060	238	283
2061	267	314
2062	279	334
2063	264	298
2064	291	345
2065	265	323
2066	252	291
2067	274	314
2068	265	296
2069	311	378
2070	305	372
2071	254	301
2072	311	372
2074	215	310
2075	258	299
2076	235	297
MEAN	272	325
S.D.	29.8	30.7
N	25	25

APPENDIX H - P0 GENERATION

GASOLINE ETBE VAPOR CONDENSATE: A ONE-GENERATION WHOLE-BODY
INHALATION REPRODUCTION TOXICITY STUDY IN RATS

INDIVIDUAL BODY WEIGHT GAIN (GRAMS)

MALES GROUP III 10000 MG/M3

ANIMAL#	DAY 0-69	OF STUDY 0-105
3051	247	308
3052	353	408
3053	246	284
3054	231	277
3056	224	267
3057	263	325
3058	267	343
3059	299	349
3060	260	301
3061	303	334
3062	302	339
3063	226	294
3064	245	283
3065	272	330
3066	180	245
3067	300	358
3068	253	296
3069	267	316
3070	239	299
3071	196	245
3072	281	335
3073	197	224
3074	238	198
3075	287	370
3076	247	297
MEAN	257	305
S.D.	38.7	47.4
N	25	25

APPENDIX H - P0 GENERATION

GASOLINE ETBE VAPOR CONDENSATE: A ONE-GENERATION WHOLE-BODY
INHALATION REPRODUCTION TOXICITY STUDY IN RATS

INDIVIDUAL BODY WEIGHT GAIN (GRAMS)

MALES GROUP IV 20000 MG/M3

ANIMAL#	DAY 0-69	OF STUDY 0-105
4051	254	301
4052	299	336
4053	321	385
4054	199	230
4055	92	189
4056	246	298
4057	260	313
4058	222	270
4059	255	303
4060	249	279
4061	245	294
4062	290	336
4063	250	308
4064	245	305
4065	235	287
4066	279	345
4067	236	283
4068	250	282
4069	254	295
4070	222	276
4071	215	255
4072	286	358
4073	200	227
4074	221	252
4075	198	262
4076	204	278
MEAN	239	290
S.D.	43.5	42.2
N	26	26

APPENDIX H - P0 GENERATION

GASOLINE ETBE VAPOR CONDENSATE: A ONE-GENERATION WHOLE-BODY
INHALATION REPRODUCTION TOXICITY STUDY IN RATS

INDIVIDUAL BODY WEIGHT GAIN (GRAMS)

FEMALES GROUP I 0 MG/M3

ANIMAL#	DAY OF STUDY -7-0	0-7	7-14	14-21	21-28	28-35	35-42	42-49	49-56	56-63	63-69	0-69
1551	37	23	18	17	12	1	17	8	1	6	1	103
1552	34	20	18	27	14	13	11	6	-3	6	-1	112
1553	39	20	24	23	18	16	-1	16	6	-6	9	124
1554	31	17	25	21	7	16	13	7	2	7	-6	109
1555	44	19	23	29	16	14	1	18	2	1	10	132
1556	54	26	37	30	22	19	8	16	-6	9	4	163
1557	48	16	30	24	17	5	15	18	-2	4	14	142
1558	41	21	22	21	8	20	8	11	-7	14	3	119
1559	41	9	31	14	5	25	14	10	8	3	-6	114
1560	36	21	20	20	11	16	14	9	-8	15	6	124
1561	49	31	31	29	23	15	7	21	9	6	4	176
1562	43	19	24	19	14	9	5	17	-1	3	11	119
1563	31	24	23	15	10	16	9	-8	15	1	-4	101
1564	35	28	25	18	14	13	9	2	12	19	-5	135
1565	36	16	24	23	13	17	12	8	16	22	-15	136
1566	41	24	19	3	21	13	5	10	6	10	-10	102
1567	45	15	15	22	14	35	-24	14	8	0	5	103
1568	47	16	28	19	16	12	7	8	15	8	-1	126
1569	41	22	25	21	8	13	9	6	10	8	0	121
1570	48	24	28	22	0	28	10	14	-8	16	7	141
1571	42	25	21	24	6	27	5	11	4	18	3	142
1572	44	22	23	14	17	11	10	4	7	8	0	116
1573	37	40	22	20	25	7	10	2	11	20	15	172
1574	38	20	23	17	5	18	9	9	-4	15	6	119
1575	37	19	23	9	21	13	9	3	14	9	-6	116
1576	36	20	24	18	4	22	2	15	-1	11	3	118
MEAN	41	21	24	20	13	16	7	10	4	9	2	126
S.D.	5.7	5.9	4.7	6.0	6.5	7.3	7.7	6.3	7.6	6.9	7.2	20.3
N	26	26	26	26	26	26	26	26	26	26	26	26

APPENDIX H - P0 GENERATION

GASOLINE ETBE VAPOR CONDENSATE: A ONE-GENERATION WHOLE-BODY
INHALATION REPRODUCTION TOXICITY STUDY IN RATS

INDIVIDUAL BODY WEIGHT GAIN (GRAMS)

FEMALES GROUP II 2000 MG/M3

ANIMAL#	DAY OF STUDY -7-0	0-7	7-14	14-21	21-28	28-35	35-42	42-49	49-56	56-63	63-69	0-69
2551	40	18	35	19	17	-2	15	14	2	-2	15	132
2552	41	19	35	21	10	10	18	10	0	0	8	130
2553	40	18	28	13	18	19	9	5	8	9	-4	122
2554	43	20	22	8	14	15	11	2	13	8	-13	99
2555	35	18	17	14	-1	26	5	15	3	2	14	111
2556	31	19	31	4	26	2	9	17	-8	-1	19	118
2557	37	17	15	19	8	7	2	14	-1	6	11	97
2558	43	19	26	20	5	19	5	5	10	9	-7	112
2559	49	22	30	31	11	22	14	3	5	8	7	151
2560	31	26	20	19	13	8	12	9	8	9	3	125
2561	49	24	25	28	14	16	10	13	-9	15	10	144
2562	35	18	25	19	4	6	12	14	-9	12	1	101
2563	46	12	30	11	15	8	12	10	5	-3	11	110
2564	34	10	18	20	17	7	14	7	-11	11	2	94
2565	36	21	21	27	15	12	9	18	11	1	7	141
2566	33	13	28	18	9	7	13	9	-4	1	15	109
2567	30	21	28	21	15	4	12	17	6	0	19	142
2568	35	15	25	16	13	8	8	15	-8	10	11	112
2569	35	17	32	21	12	12	3	12	-1	3	16	127
2570	46	22	30	8	22	15	9	3	8	15	-1	131
2571	42	17	24	16	11	2	12	14	1	9	10	115
2572	29	23	25	17	16	12	10	13	-1	7	3	126
2573	37	14	24	20	9	9	9	8	1	3	6	104
2574	31	24	15	19	1	16	7	12	-5	10	4	102
2575	30	20	12	17	8	10	13	2	9	0	3	94
2576	55	18	37	14	21	9	11	10	-5	15	7	137
MEAN	38	19	25	18	12	11	10	10	1	6	7	119
S.D.	6.9	3.8	6.5	6.0	6.2	6.4	3.6	4.8	7.0	5.6	7.8	16.6
N	26	26	26	26	26	26	26	26	26	26	26	26

APPENDIX H - P0 GENERATION

GASOLINE ETBE VAPOR CONDENSATE: A ONE-GENERATION WHOLE-BODY
INHALATION REPRODUCTION TOXICITY STUDY IN RATS

INDIVIDUAL BODY WEIGHT GAIN (GRAMS)

FEMALES GROUP III 10000 MG/M3

ANIMAL#	DAY OF STUDY -7-0	0-7	7-14	14-21	21-28	28-35	35-42	42-49	49-56	56-63	63-69	0-69
3551	29	23	4	31	20	9	8	10	2	11	-10	109
3552	35	13	19	15	18	14	2	19	-1	12	7	117
3553	31	23	17	20	17	10	3	9	6	2	6	112
3554	32	17	0	37	19	10	7	17	6	6	4	122
3555	33	30	20	21	6	12	13	1	-9	16	0	109
3556	43	21	15	24	19	14	4	3	4	10	-5	109
3557	31	19	8	27	11	14	0	16	-1	6	6	106
3558	45	22	11	30	15	14	4	14	-2	6	13	127
3559	32	13	10	10	17	12	0	2	15	21	8	108
3560	35	21	9	31	8	10	14	3	14	9	8	128
3561	36	8	27	10	28	3	26	-5	0	10	-9	97
3562	35	19	13	26	14	7	3	10	6	4	1	104
3563	41	22	15	11	16	13	5	1	4	6	-6	87
3564	43	21	14	38	23	11	11	16	-1	12	10	156
3565	35	13	18	11	20	4	19	-3	20	-10	10	102
3566	42	17	18	29	15	7	14	12	-2	2	8	120
3567	42	16	17	32	18	14	5	17	6	1	8	134
3568	28	16	-2	33	18	11	5	2	6	12	-4	95
3569	39	13	9	17	13	6	4	3	5	4	-2	72
3570	39	31	21	21	4	20	6	17	-5	10	6	129
3571	20	21	-1	38	8	12	2	12	0	7	4	101
3572	53	21	21	20	12	13	10	5	10	11	0	122
3573	37	28	8	28	-1	24	6	16	4	2	16	129
3574	43	20	12	25	10	11	2	19	2	6	4	111
3575	50	25	-6	38	16	14	-1	14	3	3	0	107
3576	39	20	14	25	15	12	4	4	10	9	-6	106
MEAN	37	20	12	25	15	12	7	9	4	7	3	112
S.D.	7.1	5.3	8.0	8.9	6.3	4.5	6.4	7.4	6.4	5.8	6.8	16.7
N	26	26	26	26	26	26	26	26	26	26	26	26

APPENDIX H - P0 GENERATION

GASOLINE ETBE VAPOR CONDENSATE: A ONE-GENERATION WHOLE-BODY
INHALATION REPRODUCTION TOXICITY STUDY IN RATS

INDIVIDUAL BODY WEIGHT GAIN (GRAMS)

FEMALES GROUP IV 20000 MG/M3

ANIMAL#	DAY OF STUDY -7-0	0-7	7-14	14-21	21-28	28-35	35-42	42-49	49-56	56-63	63-69	0-69
4551	23	19	13	19	5	12	9	2	14	3	2	98
4552	36	27	19	21	13	20	-4	21	10	4	7	137
4553	33	18	19	7	21	13	2	AD				
4554	64	10	32	25	15	6	12	6	2	15	5	130
4555	39	19	7	22	18	8	-1	20	9	6	8	116
4556	39	13	19	7	11	16	-2	1	7	5	-1	75
4557	37	10	32	18	7	12	16	6	-3	3	10	111
4558	40	20	20	8	26	9	9	0	14	1	-7	99
4559	31	21	17	20	10	10	4	13	4	5	3	107
4560	35	21	15	14	9	14	13	6	-2	9	3	102
4561	39	16	23	18	6	18	11	13	-8	13	6	115
4562	40	21	20	19	9	16	14	6	-3	7	1	110
4563	32	26	24	5	15	13	6	0	7	10	-3	103
4564	33	21	14	26	13	4	4	11	8	3	6	111
4565	45	22	20	16	23	16	6	11	11	11	0	134
4566	33	26	21	11	26	8	0	13	-1	8	2	115
4567	40	23	20	10	23	12	6	13	-1	15	5	127
4568	40	8	29	16	19	-2	35	-6	6	7	-3	108
4569	22	17	20	3	21	0	8	11	-4	16	1	94
4570	32	20	24	22	10	3	16	12	2	3	11	122
4571	40	20	13	19	21	4	6	9	8	5	6	109
4572	29	17	18	16	1	17	4	6	-1	10	2	91
4573	45	23	25	23	17	14	-1	13	8	4	6	131
4574	41	22	20	22	6	12	0	16	0	8	2	108
4575	40	9	27	17	9	13	11	5	0	10	7	107
4576	33	15	29	16	11	9	0	10	14	1	8	113
MEAN	37	19	21	16	14	11	7	9	4	7	3	111
S.D.	8.1	5.2	6.0	6.3	6.9	5.6	8.0	6.4	6.3	4.4	4.2	14.2
N	26	26	26	26	26	26	26	25	25	25	25	25

AD=Animal Died

APPENDIX I - P0 GENERATION

GASOLINE ETBE VAPOR CONDENSATE: A ONE-GENERATION WHOLE-BODY
INHALATION REPRODUCTION TOXICITY STUDY IN RATS

INDIVIDUAL GESTATION BODY WEIGHTS (GRAMS)

GROUP I 0 MG/M3

	DAY OF GESTATION				
ANIMAL#	0	4	7	14	20
1551	260	297	311	345	406
1552	279	295	308	331	406
1553	309	337	345	377	445
1554	283	302	312	339	403
1555x NP	290	306	320	329	322
1556	343	364	376	398	478
1557	315	338	356	386	446
1558	276	315	329	354	420
1559	285	316	324	358	420
1560	283	302	316	344	424
1561	355	388	405	430	499
1562	289	306	313	352	442
1563	268	295	301	328	396
1565	299	319	334	359	435
1566	287	314	319	341	412
1567	268	280	285	318	375
1568	304	322	335	362	432
1569	277	295	300	319	345
1570	317	342	356	381	445
1571	315	344	359	397	472
1572	301	315	328	343	411
1573	341	360	366	398	469
1574	282	300	305	327	348
1575	272	296	307	330	399
1576	288	309	317	334	415
MEAN	296	319	329	356	423
S.D.	25.1	26.3	28.3	29.4	37.4
N	24	24	24	24	24

NP=NOT PREGNANT x=EXCLUDED FROM MEAN

APPENDIX I - P0 GENERATION

GASOLINE ETBE VAPOR CONDENSATE: A ONE-GENERATION WHOLE-BODY
INHALATION REPRODUCTION TOXICITY STUDY IN RATS

INDIVIDUAL GESTATION BODY WEIGHTS (GRAMS)

GROUP II 2000 MG/M3

	DAY OF GESTATION				
ANIMAL#	0	4	7	14	20
2551	288	319	327	355	422
2552	301	337	344	378	444
2553x NP	287	311	329	342	321
2554	290	315	323	342	399
2555	273	301	317	335	408
2556	291	314	320	352	433
2557	246	273	285	311	372
2558	283	304	313	345	417
2559x NP					
2560	277	295	300	328	401
2561	321	339	346	375	455
2562	260	280	290	327	383
2563	271	297	308	335	401
2564	278	302	314	344	427
2565	312	339	357	382	446
2566	265	293	300	335	404
2567	307	334	345	375	440
2568	274	291	295	332	403
2569	304	317	327	354	455
2570	318	340	349	378	449
2571	290	318	327	361	428
2572	290	305	310	338	396
2573	269	282	289	308	398
2574	252	273	283	317	390
2575	239	254	265	287	336
2576	328	352	357	385	457
MEAN	284	307	316	345	415
S.D.	23.6	25.1	25.1	25.8	29.9
N	24	24	24	24	24

NP=NOT PREGNANT x=EXCLUDED FROM MEAN

APPENDIX I - P0 GENERATION

GASOLINE ETBE VAPOR CONDENSATE: A ONE-GENERATION WHOLE-BODY
INHALATION REPRODUCTION TOXICITY STUDY IN RATS

INDIVIDUAL GESTATION BODY WEIGHTS (GRAMS)

GROUP III 10000 MG/M3

	DAY OF GESTATION				
ANIMAL#	0	4	7	14	20
3551	262	289	300	329	380
3552	265	291	309	353	395
3553	270	291	293	321	389
3554	277	302	309	337	398
3555	266	304	311	330	394
3556	270	302	308	330	351
3557	255	277	287	312	382
3558	304	329	337	365	442
3559	269	295	301	328	397
3560	298	324	339	370	449
3561	271	300	312	338	419
3562	266	287	295	318	374
3563	258	274	284	301	359
3564	315	347	348	382	449
3565	280	303	313	342	434
3566	291	318	329	365	410
3567	322	344	352	383	448
3568	264	279	287	312	347
3569	241	252	256	284	353
3570	306	340	353	389	472
3571	264	282	286	316	381
3572	308	331	340	375	438
3573	289	315	320	362	428
3574	281	303	313	345	415
3575	287	323	335	362	428
3576	295	316	324	354	403
MEAN	280	304	313	342	405
S.D.	20.3	23.5	24.1	27.4	34.2
N	26	26	26	26	26

APPENDIX I - P0 GENERATION

GASOLINE ETBE VAPOR CONDENSATE: A ONE-GENERATION WHOLE-BODY
INHALATION REPRODUCTION TOXICITY STUDY IN RATS

INDIVIDUAL GESTATION BODY WEIGHTS (GRAMS)

GROUP IV 20000 MG/M3

ANIMAL#		DAY OF GESTATION 0	4	7	14	20
4551		244	263	272	295	354
4552x	NP	299	339	358	377	352
4553	AD					
4554		310	337	353	378	458
4555		272	301	310	343	411
4556		251	272	284	308	351
4557		280	305	316	351	435
4558		288	316	325	349	415
4559		263	280	288	312	377
4560		282	301	312	335	400
4561		282	299	309	340	420
4562x	NP	278	307	319	335	314
4563		272	297	304	327	409
4564		285	306	315	347	414
4565		328	357	360	385	459
4566		279	298	307	332	383
4567		284	302	311	305	400
4568		277	302	309	327	398
4569		243	278	293	284	396
4570		283	308	319	307	414
4571		270	290	300	331	400
4572		238	254	262	291	355
4573		299	309	325	357	411
4574		277	297	304	328	382
4575		263	283	292	307	355
4576		277	298	306	337	414
MEAN		276	298	308	329	400
S.D.		20.6	21.8	21.9	26.0	29.7
N		23	23	23	23	23

NP=NOT PREGNANT AD=ACCIDENTAL DEATH x=EXCLUDED FROM MEAN

APPENDIX J - P0 GENERATION

GASOLINE ETBE VAPOR CONDENSATE: A ONE-GENERATION WHOLE-BODY
INHALATION REPRODUCTION TOXICITY STUDY IN RATS

INDIVIDUAL GESTATION BODY WEIGHT GAIN (GRAMS)

GROUP I 0 MG/M3

ANIMAL#	DAY OF GESTATION 0 - 4	4 - 7	7 - 14	14 - 20	0 - 20
1551	37	14	34	61	146
1552	16	13	23	75	127
1553	28	8	32	68	136
1554	19	10	27	64	120
1555x NP	17	14	9	-7	32
1556	22	12	22	80	136
1557	23	17	31	60	131
1558	39	14	25	66	143
1559	30	9	34	63	135
1560	20	13	28	80	141
1561	33	17	24	70	144
1562	17	8	38	90	153
1563	27	7	27	68	128
1565	19	16	25	76	136
1566	27	5	23	71	125
1567	12	5	33	57	107
1568	19	13	27	70	128
1569	18	6	18	26	68
1570	24	14	26	64	127
1571	29	15	38	75	157
1572	14	13	15	68	110
1573	19	7	32	71	128
1574	18	5	22	21	66
1575	24	11	23	69	128
1576	21	8	18	80	127
MEAN	23	11	27	66	127
S.D.	6.9	4.1	6.1	15.2	21.8
N	24	24	24	24	24

NP=NOT PREGNANT x=EXCLUDED FROM MEAN

APPENDIX J - P0 GENERATION

GASOLINE ETBE VAPOR CONDENSATE: A ONE-GENERATION WHOLE-BODY
INHALATION REPRODUCTION TOXICITY STUDY IN RATS

INDIVIDUAL GESTATION BODY WEIGHT GAIN (GRAMS)

GROUP II 2000 MG/M3

ANIMAL#	DAY OF GESTATION 0 - 4	4 - 7	7 - 14	14 - 20	0 - 20
2551	31	8	28	68	135
2552	36	7	34	66	143
2553x NP	24	18	14	-21	34
2554	25	8	19	58	109
2555	29	15	19	73	136
2556	23	6	32	82	143
2557	27	12	25	62	127
2558	22	9	31	72	134
2559x NP					
2560	18	5	28	73	124
2561	18	7	29	80	134
2562	19	11	37	56	123
2563	26	11	27	66	130
2564	24	12	30	83	149
2565	27	18	25	64	134
2566	28	7	35	70	140
2567	27	11	30	65	133
2568	17	4	37	71	129
2569	13	10	27	101	151
2570	23	9	29	71	131
2571	28	9	35	67	138
2572	15	4	29	58	106
2573	13	7	19	90	128
2574	21	9	34	74	138
2575	15	11	22	49	97
2576	24	4	28	72	129
MEAN	23	9	29	70	131
S.D.	5.9	3.4	5.4	11.3	12.6
N	24	24	24	24	24

NP=NOT PREGNANT x=EXCLUDED FROM MEAN

APPENDIX J - P0 GENERATION

GASOLINE ETBE VAPOR CONDENSATE: A ONE-GENERATION WHOLE-BODY
INHALATION REPRODUCTION TOXICITY STUDY IN RATS

INDIVIDUAL GESTATION BODY WEIGHT GAIN (GRAMS)

GROUP III 10000 MG/M3

ANIMAL#	DAY OF GESTATION 0 - 4	4 - 7	7 - 14	14 - 20	0 - 20
3551	27	11	29	51	117
3552	25	18	45	42	129
3553	21	2	28	68	119
3554	24	7	29	60	121
3555	38	7	20	63	128
3556	32	6	22	21	82
3557	22	10	25	71	127
3558	25	8	28	77	138
3559	26	6	27	70	129
3560	26	16	31	78	151
3561	29	12	26	81	148
3562	22	7	23	56	108
3563	16	10	17	58	101
3564	33	1	34	68	135
3565	23	10	29	92	154
3566	27	11	36	45	119
3567	22	8	31	64	125
3568	15	8	25	36	83
3569	11	4	28	69	111
3570	34	12	36	83	166
3571	18	4	30	65	117
3572	23	9	35	63	130
3573	26	5	42	67	139
3574	23	10	32	70	135
3575	35	12	27	66	140
3576	21	9	30	48	108
MEAN	25	9	29	63	125
S.D.	6.4	3.9	6.2	15.5	19.8
N	26	26	26	26	26

APPENDIX J - P0 GENERATION

GASOLINE ETBE VAPOR CONDENSATE: A ONE-GENERATION WHOLE-BODY
INHALATION REPRODUCTION TOXICITY STUDY IN RATS

INDIVIDUAL GESTATION BODY WEIGHT GAIN (GRAMS)

GROUP IV 20000 MG/M3

ANIMAL#		DAY OF GESTATION 0 - 4	4 - 7	7 - 14	14 - 20	0 - 20
4551		19	9	22	59	110
4552x	NP	40	19	20	-25	53
4553	AD					
4554		27	17	25	80	148
4555		28	9	34	68	139
4556		21	11	25	43	100
4557		25	11	35	84	155
4558		28	9	24	66	127
4559		18	7	24	65	114
4560		20	11	23	66	119
4561		18	10	31	80	138
4562x	NP	29	12	16	-21	36
4563		25	7	24	82	137
4564		21	9	33	67	130
4565		30	3	24	74	131
4566		18	9	25	52	104
4567		18	9	-6	95	116
4568		25	6	19	71	121
4569		36	15	-9	111	153
4570		26	11	-12	108	131
4571		20	10	31	69	130
4572		16	8	28	64	117
4573		10	16	33	54	113
4574		20	7	24	55	105
4575		20	9	15	48	92
4576		21	8	31	77	137
MEAN		22	10	22	71	125
S.D.		5.4	3.0	13.2	17.4	16.8
N		23	23	23	23	23

NP=NOT PREGNANT AD=ACCIDENTAL DEATH x=EXCLUDED FROM MEAN

APPENDIX K - P0 GENERATION

GASOLINE ETBE VAPOR CONDENSATE: A ONE-GENERATION WHOLE-BODY
INHALATION REPRODUCTION TOXICITY STUDY IN RATS

INDIVIDUAL MATERNAL LACTATION BODY WEIGHTS (GRAMS)

GROUP I 0 MG/M3

	DAY OF LACTATION					
Animal No.	1	4	7	14	21	28
1551	298	314	322	355	357	319
1552	297	318	326	349	364	331
1553	328	340	358	383	376	356
1554	308	307	322	344	356	315
1555x NP						
1556	375	407	404	425	425	379
1557	330	341	359	400	392	343
1558	315	344	355	384	390	333
1559	338	344	356	383	370	351
1560	309	305	321	359	356	304
1561	390	392	409	428	412	385
1562	331	343	363	425	376	344
1563	295	308	316	340	320	295
1564	332	341	356	386	374	331
1565	323	332	343	363	369	338
1566	307	331	342	370	362	330
1567	299	282	323	336	324	303
1568	321	341	367	387	393	339
1569	298	308	299	305	312	308
1570	351	367	377	393	386	341
1571	348	381	382	411	404	363
1572	303	326	343	361	383	338
1573	341	354	373	393	390	363
1574	308	319	325	326	310	311
1575	290	318	323	348	355	274
1576	315	343	353	387	389	319
MEAN	322	336	349	374	370	332
S.D.	25.1	28.5	27.7	31.8	29.7	26.1
N	25	25	25	25	25	25

NP=NOT PREGNANT x=EXCLUDED FROM MEAN

APPENDIX K - P0 GENERATION

GASOLINE ETBE VAPOR CONDENSATE: A ONE-GENERATION WHOLE-BODY
INHALATION REPRODUCTION TOXICITY STUDY IN RATS

INDIVIDUAL MATERNAL LACTATION BODY WEIGHTS (GRAMS)

GROUP II 2000 MG/M3

	DAY OF LACTATION					
Animal No.	1	4	7	14	21	28
2551	310	326	325	351	346	313
2552	337	371	374	400	380	339
2553x NP						
2554	299	313	334	358	351	308
2555	290	316	320	345	330	295
2556	322	329	341	363	352	312
2557	280	287	294	309	331	272
2558	319	325	337	367	375	331
2559x NP						
2560	294	305	325	343	322	301
2561	351	375	380	398	395	356
2562	288	307	317	312	320	278
2563	300	331	333	344	357	330
2564	321	346	344	358	371	322
2565	333	337	349	376	354	323
2566	315	321	321	346	338	308
2567	340	346	362	372	371	346
2568	299	325	333	357	333	323
2569	316	333	352	374	390	326
2570	335	357	366	397	398	350
2571	324	349	357	365	361	353
2572	315	340	347	355	386	326
2573	248	311	301	325	339	299
2574	275	288	305	327	339	296
2575	241	264	270	310	309	259
2576	366	374	377	389	389	366
MEAN	309	328	336	356	356	318
S.D.	29.8	27.5	27.1	26.6	25.8	27.1
N	24	24	24	24	24	24

NP=NOT PREGNANT x=EXCLUDED FROM MEAN

APPENDIX K - P0 GENERATION

GASOLINE ETBE VAPOR CONDENSATE: A ONE-GENERATION WHOLE-BODY
INHALATION REPRODUCTION TOXICITY STUDY IN RATS

INDIVIDUAL MATERNAL LACTATION BODY WEIGHTS (GRAMS)

GROUP III 10000 MG/M3

	DAY OF LACTATION					
Animal No.	1	4	7	14	21	28
3551	294	286	324	341	318	291
3552	314	326	339	352	342	296
3553	302	323	328	347	337	301
3554	303	299	313	300	323	303
3555	282	335	340	360	361	330
3556	301	285	313	331	315	302
3557	291	292	280	331	335	293
3558	330	326	331	351	362	321
3559	294	256	317	293	326	295
3560	326	340	355	390	396	349
3561	318	324	339	351	353	310
3562	296	290	304	334	346	305
3563	267	284	300	332	328	296
3564	367	380	372	391	398	354
3565	318	340	346	368	359	320
3566	298	311	339	357	378	345
3567	355	364	379	399	384	352
3568	279	309	313	333	320	285
3569	266	298	302	325	317	266
3570	355	365	369	391	390	357
3571	288	304	314	339	327	316
3572	330	339	350	387	357	330
3573	324	356	367	398	381	346
3574	323	329	336	359	354	316
3575	331	336	365	377	369	330
3576	323	327	337	356	374	322
MEAN	310	320	334	354	352	317
S.D.	26.0	29.3	25.2	28.4	26.2	24.1
N	26	26	26	26	26	26

APPENDIX K - P0 GENERATION

GASOLINE ETBE VAPOR CONDENSATE: A ONE-GENERATION WHOLE-BODY
INHALATION REPRODUCTION TOXICITY STUDY IN RATS

INDIVIDUAL MATERNAL LACTATION BODY WEIGHTS (GRAMS)

GROUP IV 20000 MG/M3

	DAY OF LACTATION					
Animal No.	1	4	7	14	21	28
4551	258	277	285	311	320	254
4552x NP						
4553 AD						
4554	320	345	369	400	403	336
4555	308	318	333	352	338	332
4556	284	296	322	332	323	289
4557	326	332	331	360	352	312
4558	318	348	349	387	378	324
4559	294	303	304	316	305	286
4560	286	327	325	356	347	315
4561	303	320	327	344	348	304
4562x NP						
4563	310	336	334	358	334	303
4564	309	314	328	362	350	333
4565	365	372	377	422	378	376
4566	287	304	319	342	352	317
4567	311	318	331	349	371	332
4568	295	311	330	355	354	314
4569	276	290	308	322	333	283
4570	293	320	343	359	366	314
4571	301	315	324	345	341	295
4572	258	282	298	308	315	277
4573	337	354	358	383	379	346
4574	298	333	329	351	360	306
4575	265	273	290	311	320	282
4576	295	310	318	329	350	314
MEAN	300	317	327	350	349	311
S.D.	24.7	24.7	22.6	28.7	23.9	26.2
N	23	23	23	23	23	23

NP=NOT PREGNANT AD=ACCIDENTAL DEATH x=EXCLUDED FROM MEAN

APPENDIX L - P0 GENERATION

GASOLINE ETBE VAPOR CONDENSATE: A ONE-GENERATION WHOLE-BODY
INHALATION REPRODUCTION TOXICITY STUDY IN RATS

INDIVIDUAL MATERNAL LACTATION BODY WEIGHT GAIN (GRAMS)

GROUP I 0 MG/M3

FEMALE#	DAY OF LACTATION 1 - 4	4 - 7	7 - 14	14 - 21	21 - 28	1 - 28
1551	16	8	33	2	-39	21
1552	22	7	23	15	-33	34
1553	13	18	25	-7	-20	29
1554	-1	16	22	12	-41	7
1555x NP						
1556	31	-3	21	0	-46	4
1557	11	18	41	-8	-49	13
1558	29	11	29	7	-57	19
1559	6	12	27	-12	-19	13
1560	-3	16	38	-3	-52	-5
1561	2	17	19	-16	-27	-5
1562	12	21	62	-49	-32	14
1563	14	7	25	-20	-25	1
1564	9	16	30	-12	-43	-2
1565	8	11	20	7	-32	14
1566	24	11	28	-8	-32	23
1567	-17	40	13	-12	-21	4
1568	20	27	19	7	-54	18
1569	10	-9	6	7	-5	9
1570	16	10	16	-7	-45	-10
1571	33	1	28	-6	-42	15
1572	22	18	18	22	-45	35
1573	13	19	19	-3	-27	21
1574	11	6	1	-16	2	3
1575	29	5	25	6	-81	-16
1576	28	10	34	3	-70	4
MEAN	14	12	25	-4	-37	10
S.D.	11.9	9.7	11.8	14.2	18.4	13.0
N	25	25	25	25	25	25

NP=NOT PREGNANT x=EXCLUDED FROM MEAN

APPENDIX L - P0 GENERATION

GASOLINE ETBE VAPOR CONDENSATE: A ONE-GENERATION WHOLE-BODY
INHALATION REPRODUCTION TOXICITY STUDY IN RATS

INDIVIDUAL MATERNAL LACTATION BODY WEIGHT GAIN (GRAMS)

GROUP II 2000 MG/M3

FEMALE#	DAY OF LACTATION 1 - 4	4 - 7	7 - 14	14 - 21	21 - 28	1 - 28
2551	16	-1	26	-5	-34	3
2552	34	3	26	-19	-42	2
2553x NP						
2554	14	21	24	-7	-43	9
2555	26	4	25	-15	-35	5
2556	7	12	22	-11	-41	-10
2557	8	7	15	22	-59	-8
2558	6	12	30	8	-44	12
2559x NP						
2560	11	20	18	-21	-21	6
2561	24	5	18	-3	-39	5
2562	19	10	-5	9	-43	-10
2563	31	2	11	13	-27	30
2564	25	-2	14	13	-49	1
2565	4	12	27	-22	-31	-9
2566	6	0	25	-8	-30	-7
2567	6	16	9	0	-26	6
2568	27	8	24	-24	-10	24
2569	17	19	23	16	-64	10
2570	22	9	31	1	-48	15
2571	24	8	9	-4	-8	29
2572	24	7	9	31	-60	11
2573	63	-10	24	15	-40	51
2574	13	18	22	12	-43	21
2575	24	6	40	-1	-50	19
2576	8	3	12	0	-23	0
MEAN	19	8	20	0	-38	9
S.D.	12.8	7.6	9.5	14.5	14.3	14.7
N	24	24	24	24	24	24

NP=NOT PREGNANT x=EXCLUDED FROM MEAN

APPENDIX L - P0 GENERATION

GASOLINE ETBE VAPOR CONDENSATE: A ONE-GENERATION WHOLE-BODY
INHALATION REPRODUCTION TOXICITY STUDY IN RATS

INDIVIDUAL MATERNAL LACTATION BODY WEIGHT GAIN (GRAMS)

GROUP III 10000 MG/M3

FEMALE#	DAY OF LACTATION 1 - 4	4 - 7	7 - 14	14 - 21	21 - 28	1 - 28
3551	-8	38	17	-22	-27	-3
3552	13	13	13	-10	-46	-18
3553	21	5	19	-11	-35	-1
3554	-5	15	-14	23	-20	0
3555	53	5	20	1	-31	47
3556	-15	28	17	-16	-13	1
3557	2	-12	51	3	-42	2
3558	-4	5	20	10	-41	-10
3559	-38	61	-23	33	-31	1
3560	14	16	35	6	-48	23
3561	7	14	12	1	-42	-7
3562	-5	14	29	13	-41	9
3563	18	15	32	-4	-32	30
3564	12	-7	19	6	-44	-13
3565	22	6	22	-9	-39	2
3566	13	28	18	21	-32	47
3567	8	16	20	-15	-32	-3
3568	29	5	20	-14	-35	5
3569	32	5	23	-8	-51	1
3570	10	4	22	-2	-32	3
3571	16	10	25	-12	-11	28
3572	9	10	37	-30	-27	0
3573	32	12	31	-16	-35	22
3574	6	7	23	-5	-38	-7
3575	6	29	12	-8	-39	0
3576	3	10	19	18	-53	-2
MEAN	10	14	20	-2	-35	6
S.D.	17.5	14.4	14.3	14.9	10.2	16.8
N	26	26	26	26	26	26

APPENDIX L - P0 GENERATION

GASOLINE ETBE VAPOR CONDENSATE: A ONE-GENERATION WHOLE-BODY
INHALATION REPRODUCTION TOXICITY STUDY IN RATS

INDIVIDUAL MATERNAL LACTATION BODY WEIGHT GAIN (GRAMS)

GROUP IV 20000 MG/M3

FEMALE#		DAY OF LACTATION 1 - 4	4 - 7	7 - 14	14 - 21	21 - 28	1 - 28
4551		19	8	26	9	-65	-4
4552x	NP						
4553	AD						
4554		25	25	31	3	-66	17
4555		9	15	19	-14	-6	24
4556		12	26	10	-9	-34	5
4557		5	0	29	-9	-40	-15
4558		29	2	38	-9	-55	5
4559		10	0	13	-11	-19	-8
4560		42	-3	31	-9	-32	29
4561		17	7	18	4	-45	1
4562x	NP						
4563		26	-2	24	-25	-31	-7
4564		5	15	34	-12	-18	24
4565		8	5	44	-43	-2	11
4566		17	16	22	10	-35	30
4567		7	13	18	21	-39	21
4568		16	18	26	-1	-40	19
4569		14	18	14	11	-50	7
4570		27	23	16	7	-51	22
4571		14	8	21	-4	-46	-6
4572		24	16	10	8	-38	19
4573		16	4	25	-4	-34	8
4574		35	-4	21	10	-55	8
4575		8	18	20	9	-38	17
4576		15	7	12	21	-37	19
MEAN		17	10	23	-2	-38	11
S.D.		9.8	8.9	8.9	14.6	16.2	12.6
N		23	23	23	23	23	23

NP=NOT PREGNANT AD=ACCIDENTAL DEATH x=EXCLUDED FROM MEAN

APPENDIX M - P0 GENERATION

GASOLINE ETBE VAPOR CONDENSATE: A ONE-GENERATION WHOLE-BODY
INHALATION REPRODUCTION TOXICITY STUDY IN RATS

INDIVIDUAL FEED CONSUMPTION (GRAMS/KG/DAY)

MALES GROUP I 0 MG/M3

ANIMAL#	DAY OF STUDY 0	7	14	21	28	35	42	49	56	63	69	91	98	105
1051	132	106	93	78	70	67	64	63	60	61	57	52	53	52
1052	117	101	90	80	73	67	62	59	57	56	54	49	50	46
1053	114	93	82	75	69	64	58	61	52	51	51	45	46	43
1054	120	102	87	76	67	65	60	58	54	55	52	46	44	46
1055	115	96	87	77	68	66	63	59	59	57	57	52	53	51
1056	119	98	85	77	70	65	57	57	57	54	54	48	50	49
1057	125	98	86	77	70	66	59	56	53	53	49	46	47	47
1058	129	107	94	86	76	71	66	60	60	58	59	56	53	51
1059	127	109	92	83	77	76	66	63	61	60	56	52	50	49
1060	121	101	83	74	67	67	59	60	55	54	52	51	50	48
1061	120	95	83	72	67	68	65	61	56	57	54	51	50	53
1062	127	106	90	79	74	70	65	62	59	58	55	49	47	48
1063	127	106	89	78	73	71	62	62	58	57	55	49	48	47
1064	120	97	83	72	70	68	63	58	57	55	52	47	49	45
1065	129	104	89	79	72	69	63	61	56	58	57	53	54	52
1066	126	103	88	77	73	68	63	62	59	53	59	54	51	46
1067	123	100	86	77	71	67	57	59	56	55	55	47	47	45
1068	136	107	87	81	78	68	64	61	60	62	59	52	50	47
1069	135	105	98	85	78	76	65	63	65	62	55	50	48	48
1070	124	104	91	82	72	72	65	63	66	63	56	50	49	47
1071	126	105	92	83	75	72	66	62	59	59	56	51	52	51
1072	122	93	78	73	67	70	64	62	62	60	59	57	55	52
1073	120	99	86	75	70	69	62	60	62	58	54	54	53	50
1074	133	104	86	78	75	70	64	71	59	57	56	52	52	47
1075	135	107	94	85	77	75	68	68	63	62	60	54	53	52
1076	133	108	91	85	75	71	65	63	60	56	56	50	51	50
MEAN	125	102	88	79	72	69	63	61	59	57	55	51	50	48
S.D.	6.3	4.8	4.4	4.1	3.7	3.2	2.9	3.2	3.3	3.0	2.8	3.1	2.7	2.7
N	26	26	26	26	26	26	26	26	26	26	26	26	26	26

APPENDIX M - P0 GENERATION

GASOLINE ETBE VAPOR CONDENSATE: A ONE-GENERATION WHOLE-BODY
INHALATION REPRODUCTION TOXICITY STUDY IN RATS

INDIVIDUAL FEED CONSUMPTION (GRAMS/KG/DAY)

MALES GROUP II 2000 MG/M3

ANIMAL#	DAY OF STUDY 0	7	14	21	28	35	42	49	56	63	69	91	98	105
2051	137	109	93	83	72	68	63	61	54	53	49	46	46	44
2052	133	104	85	76	67	66	59	58	55	54	52	48	45	47
2053	142	107	92	81	72	68	65	61	60	59	57	53	54	51
2054	123	98	79	76	71	63	61	57	55	54	54	50	52	49
2055	121	92	78	71	61	60	55	53	54	49	50	48	49	48
2056	115	89	78	70	63	59	56	53	52	50	50	49	46	48
2057	119	90	79	72	63	61	56	56	53	54	53	50	50	48
2058	126	98	86	77	67	62	59	54	53	51	51	48	46	44
2059	123	94	82	72	64	61	57	57	54	53	51	50	49	46
2060	127	98	80	72	62	63	58	57	56	53	53	50	49	46
2061	130	98	85	76	68	65	59	57	54	57	54	52	53	47
2062	126	101	88	75	70	63	61	56	55	52	52	47	49	46
2063	125	99	86	74	69	63	57	56	58	56	55	48	49	48
2064	126	99	86	78	67	67	62	61	57	56	55	53	54	48
2065	125	102	88	76	70	68	63	61	59	59	55	55	54	52
2066	129	101	86	72	69	65	59	56	56	57	56	51	49	49
2067	131	103	83	76	62	63	59	61	57	58	55	50	51	46
2068	127	103	93	79	62	69	61	58	57	57	53	51	51	48
2069	132	107	84	74	69	64	63	60	55	54	52	51	49	47
2070	135	106	90	80	69	67	65	61	61	60	57	53	52	50
2071	131	103	88	78	68	65	63	59	68	59	56	52	51	50
2072	138	106	93	82	76	70	64	58	54	58	53	50	49	45
2073	151	114	95	87	75	72	70	AD						
2074	138	110	99	87	74	72	68	64	60	50	50	60	62	58
2075	128	109	88	77	70	69	63	58	56	56	54	50	52	48
2076	132	110	86	68	67	69	65	65	61	60	60	54	55	50
MEAN	130	102	87	76	68	65	61	58	56	55	53	51	51	48
S.D.	7.7	6.3	5.4	4.9	4.2	3.6	3.8	3.0	3.6	3.3	2.7	3.0	3.5	2.8
N	26	26	26	26	26	26	26	25	25	25	25	25	25	25

AD=Animal Died

APPENDIX M - P0 GENERATION

GASOLINE ETBE VAPOR CONDENSATE: A ONE-GENERATION WHOLE-BODY
INHALATION REPRODUCTION TOXICITY STUDY IN RATS

INDIVIDUAL FEED CONSUMPTION (GRAMS/KG/DAY)

MALES GROUP III 10000 MG/M3

ANIMAL#	DAY OF STUDY 0	7	14	21	28	35	42	49	56	63	69	91	98	105
3051	131	97	85	79	69	68	64	65	57	58	55	53	51	52
3052	156	112	92	82	69	64	58	59	55	55	54	50	50	47
3053	126	99	86	76	60	64	61	60	54	54	52	48	44	49
3054	128	103	87	80	71	67	63	60	56	56	54	52	53	53
3055	121	94	79	76	63	62	59	55	50	AD				
3056	123	101	87	76	66	65	60	56	55	53	51	48	50	50
3057	127	98	85	81	73	69	62	58	55	56	46	49	49	48
3058	121	90	78	77	67	63	59	58	55	55	53	49	49	48
3059	127	98	86	78	65	67	61	60	56	56	55	48	49	49
3060	131	103	88	85	69	64	61	61	54	52	50	46	48	47
3061	126	106	85	76	66	65	59	55	54	52	48	47	47	44
3062	126	105	89	82	74	SF	64	58	56	54	51	47	48	45
3063	138	106	90	86	72	67	57	61	59	59	57	55	54	53
3064	124	96	82	78	68	61	60	60	52	54	54	49	51	47
3065	136	104	84	77	73	69	62	49	56	57	57	51	51	49
3066	124	105	77	78	67	62	59	56	58	56	55	56	57	52
3067	116	92	80	76	68	66	61	58	53	55	52	46	48	49
3068	128	105	92	82	67	66	68	65	64	61	58	51	52	52
3069	140	106	88	81	72	69	64	62	56	56	55	50	53	49
3070	132	103	86	81	68	66	61	61	58	57	54	52	56	53
3071	132	103	94	88	77	68	62	56	54	57	57	55	56	55
3072	130	100	84	76	68	66	60	57	55	54	54	41	53	48
3073	131	105	90	80	75	SF	61	59	56	57	58	55	56	56
3074	124	100	89	77	69	68	65	62	60	60	58	51	52	47
3075	135	103	91	80	55	67	62	58	58	59	57	52	51	49
3076	144	113	95	83	85	68	65	61	57	57	56	56	55	53
MEAN	130	102	86	80	69	66	61	59	56	56	54	50	51	50
S.D.	8.2	5.4	4.7	3.3	5.6	2.4	2.5	3.2	2.7	2.4	3.2	3.6	3.3	3.0
N	26	26	26	26	26	24	26	26	26	25	25	25	25	25

AD=Animal Died SF=Spilled Feeder

APPENDIX M - P0 GENERATION

GASOLINE ETBE VAPOR CONDENSATE: A ONE-GENERATION WHOLE-BODY
INHALATION REPRODUCTION TOXICITY STUDY IN RATS

INDIVIDUAL FEED CONSUMPTION (GRAMS/KG/DAY)

MALES GROUP IV 20000 MG/M3

ANIMAL#	DAY OF STUDY 0	7	14	21	28	35	42	49	56	63	69	91	98	105
4051	139	99	86	74	66	66	61	60	55	56	52	50	50	49
4052	134	97	82	74	67	65	62	63	57	55	54	49	49	46
4053	125	92	81	70	63	59	56	53	52	50	48	45	47	45
4054	126	95	80	74	64	63	58	58	59	53	52	49	49	50
4055	129	96	80	71	63	62	58	54	50	48	1	71	59	48
4056	137	102	81	70	65	62	63	58	55	56	54	43	71	51
4057	138	105	88	82	72	65	62	70	55	56	49	49	49	50
4058	136	105	90	82	67	63	60	70	57	57	54	48	55	54
4059	126	99	89	79	68	65	60	62	58	55	52	51	51	49
4060	132	97	86	74	64	64	60	58	60	57	55	44	51	48
4061	136	101	88	76	69	66	63	64	56	58	53	54	50	51
4062	133	95	84	78	72	69	62	57	56	55	51	48	47	47
4063	132	102	88	74	69	65	60	57	51	54	51	50	48	46
4064	130	96	82	71	59	63	59	58	57	55	57	50	51	47
4065	139	101	88	78	74	69	64	61	59	57	58	56	53	52
4066	151	111	93	83	70	70	63	64	51	59	61	53	50	50
4067	128	105	95	85	76	70	63	59	57	59	59	55	52	49
4068	132	98	85	72	64	64	59	58	55	55	54	50	49	46
4069	132	99	83	74	63	62	61	58	52	53	50	47	48	46
4070	128	96	84	77	70	68	65	61	58	60	58	53	54	51
4071	122	94	84	79	65	63	61	61	56	55	54	50	51	48
4072	132	103	89	74	67	67	61	57	58	65	63	55	51	52
4073	127	101	85	76	66	70	64	61	57	53	58	54	55	52
4074	135	101	90	79	74	77	71	57	66	69	65	58	58	57
4075	140	105	89	83	67	63	59	62	61	61	57	56	54	54
4076	132	102	86	79	69	66	59	60	55	55	54	52	55	52
MEAN	133	100	86	76	67	66	61	60	56	56	53	52	52	50
S.D.	6.1	4.3	3.8	4.4	4.0	3.7	2.9	3.9	3.5	4.3	11.3	5.4	4.9	2.9
N	26	26	26	26	26	26	26	26	26	26	26	26	26	26

APPENDIX M - P0 GENERATION

GASOLINE ETBE VAPOR CONDENSATE: A ONE-GENERATION WHOLE-BODY
INHALATION REPRODUCTION TOXICITY STUDY IN RATS

INDIVIDUAL FEED CONSUMPTION (GRAMS/KG/DAY)

FEMALES GROUP I 0 MG/M3

ANIMAL#	DAY OF STUDY 0	7	14	21	28	35	42	49	56	63	69
1551	111	94	81	78	75	70	70	68	63	62	62
1552	103	88	83	78	71	71	67	76	58	62	59
1553	116	92	89	85	75	74	68	67	63	50	64
1554	109	91	88	80	77	78	68	64	62	62	55
1555	116	91	89	89	81	81	75	73	64	64	73
1556	118	93	87	81	77	75	67	65	57	57	54
1557	126	105	92	83	78	77	74	68	64	65	63
1558	128	104	93	86	82	85	73	73	65	73	61
1559	116	92	85	75	75	81	72	67	62	66	51
1560	115	95	85	79	78	77	72	68	63	66	60
1561	112	94	88	88	82	81	74	71	64	62	60
1562	119	96	87	85	75	75	71	71	60	65	63
1563	126	107	93	83	81	82	78	68	71	70	64
1564	111	94	83	78	73	69	65	62	60	68	57
1565	112	93	88	82	79	80	72	66	65	74	55
1566	109	96	81	78	77	73	69	67	64	61	53
1567	127	101	96	88	76	72	66	69	65	62	60
1568	120	94	92	85	79	75	71	69	67	65	60
1569	138	111	93	86	79	74	71	67	69	67	61
1570	127	104	87	83	74	78	67	63	61	66	62
1571	119	98	87	79	75	77	68	64	55	65	62
1572	114	93	85	80	76	74	68	66	62	63	60
1573	107	99	86	75	77	74	63	59	60	65	68
1574	122	104	93	86	81	84	75	71	69	75	70
1575	121	105	94	84	83	78	72	70	71	68	62
1576	103	85	78	71	73	68	58	57	56	56	57
MEAN	117	97	88	82	77	76	70	67	63	65	61
S.D.	8.4	6.4	4.5	4.6	3.1	4.6	4.3	4.1	4.1	5.3	5.0
N	26	26	26	26	26	26	26	26	26	26	26

APPENDIX M - P0 GENERATION

GASOLINE ETBE VAPOR CONDENSATE: A ONE-GENERATION WHOLE-BODY
INHALATION REPRODUCTION TOXICITY STUDY IN RATS

INDIVIDUAL FEED CONSUMPTION (GRAMS/KG/DAY)

FEMALES GROUP II 2000 MG/M3

ANIMAL#	DAY OF STUDY 0	7	14	21	28	35	42	49	56	63	69
2551	117	99	92	81	78	74	73	68	65	67	65
2552	118	97	88	77	77	77	70	67	65	65	63
2553	113	89	90	82	78	75	70	73	68	62	59
2554	105	88	81	76	74	77	71	68	74	67	59
2555	111	91	86	82	80	87	82	77	71	67	67
2556	102	91	88	77	79	75	75	67	59	60	70
2557	121	97	93	92	78	85	78	75	70	76	72
2558	118	98	86	80	72	77	69	66	66	62	61
2559	119	94	86	82	73	75	69	62	61	58	59
2560	129	108	93	90	86	85	84	81	68	70	70
2561	123	96	87	79	72	72	67	60	54	59	59
2562	109	93	85	80	74	71	70	67	59	62	57
2563	115	89	82	73	69	73	70	62	62	62	60
2564	103	84	85	80	77	75	74	64	57	68	78
2565	100	87	84	81	72	72	71	70	63	62	63
2566	114	95	88	78	70	71	72	65	59	63	62
2567	120	96	92	82	78	76	68	67	64	61	65
2568	107	92	84	75	75	70	66	66	59	67	66
2569	100	89	87	81	78	79	66	68	61	62	66
2570	115	88	83	76	71	67	59	59	61	63	60
2571	117	95	87	82	76	72	65	67	61	70	64
2572	102	95	83	79	76	73	73	69	64	64	62
2573	107	88	86	78	94	74	72	62	58	65	62
2574	109	99	84	82	70	71	67	68	62	68	61
2575	111	93	85	80	77	79	75	69	71	69	66
2576	127	93	89	82	75	73	70	66	63	67	61
MEAN	113	93	87	80	76	75	71	68	63	65	64
S.D.	8.1	5.1	3.3	4.0	5.2	4.8	5.1	4.9	4.7	4.1	4.8
N	26	26	26	26	26	26	26	26	26	26	26

APPENDIX M - P0 GENERATION

GASOLINE ETBE VAPOR CONDENSATE: A ONE-GENERATION WHOLE-BODY
INHALATION REPRODUCTION TOXICITY STUDY IN RATS

INDIVIDUAL FEED CONSUMPTION (GRAMS/KG/DAY)

FEMALES GROUP III 10000 MG/M3

ANIMAL#	DAY OF STUDY 0	7	14	21	28	35	42	49	56	63	69
3551	113	92	89	87	80	75	66	71	61	67	57
3552	105	89	80	78	71	75	70	69	65	65	61
3553	107	89	78	76	70	68	65	65	59	60	60
3554	103	85	82	86	73	73	71	73	61	60	61
3555	128	100	84	80	75	72	65	61	55	60	57
3556	121	95	88	100	82	77	66	83	61	59	58
3557	108	92	83	83	73	72	67	66	58	60	61
3558	120	97	85	85	79	74	68	68	63	63	66
3559	100	79	73	74	71	65	59	65	62	63	69
3560	SF	94	82	88	75	74	70	68	64	66	62
3561	105	81	80	70	72	63	61	58	55	60	51
3562	117	96	92	93	78	77	75	75	67	68	68
3563	115	91	84	82	77	77	72	66	66	67	59
3564	110	94	91	84	80	75	70	69	61	65	62
3565	99	78	83	79	76	72	71	62	63	52	57
3566	122	94	86	85	75	73	72	68	60	61	60
3567	118	86	84	87	76	72	66	68	62	60	58
3568	106	85	85	89	82	75	70	58	63	69	62
3569	110	85	84	84	75	70	64	63	58	58	59
3570	122	103	94	87	81	80	71	74	64	66	63
3571	104	89	86	89	77	79	74	66	63	67	67
3572	108	87	85	83	SF	72	66	64	65	64	60
3573	125	100	85	85	71	78	70	67	64	66	63
3574	114	90	83	82	72	68	69	69	58	58	59
3575	121	93	95	94	80	81	73	72	67	65	64
3576	114	95	94	89	82	78	66	68	69	66	61
MEAN	113	91	85	85	76	74	68	67	62	63	61
S.D.	8.1	6.3	5.0	6.3	3.9	4.3	3.8	5.3	3.4	4.0	3.8
N	25	26	26	26	25	26	26	26	26	26	26

SF=Spilled Feeder

APPENDIX M - P0 GENERATION

GASOLINE ETBE VAPOR CONDENSATE: A ONE-GENERATION WHOLE-BODY
INHALATION REPRODUCTION TOXICITY STUDY IN RATS

INDIVIDUAL FEED CONSUMPTION (GRAMS/KG/DAY)

FEMALES GROUP IV 20000 MG/M3

ANIMAL#	DAY OF STUDY 0	7	14	21	28	35	42	49	56	63	69
4551	102	85	84	79	72	72	71	70	72	67	66
4552	110	93	76	75	73	74	71	73	64	63	62
4553	102	81	79	71	71	66		AD			
4554	138	89	96	85	75	70	70	65	65	68	63
4555	118	91	80	83	75	72	69	72	63	63	64
4556	116	92	85	75	74	69	65	78	64	61	59
4557	114	90	91	78	73	79	75	67	59	62	62
4558	112	87	81	77	80	75	67	65	62	58	56
4559	118	97	87	86	75	74	68	68	61	60	59
4560	107	86	81	77	75	72	68	63	60	63	59
4561	122	96	91	86	80	78	76	52	60	64	60
4562	121	92	84	77	74	71	68	63	60	58	57
4563	121	98	86	79	91	73	67	67	68	63	61
4564	107	92	85	86	76	71	69	68	60	61	61
4565	112	88	82	81	76	70	64	64	61	59	59
4566	99	86	79	73	75	70	57	62	59	61	59
4567	118	95	84	79	78	73	67	74	60	61	60
4568	122	91	89	77	76	69	76	67	61	59	59
4569	108	105	89	85	79	74	70	70	65	71	66
4570	116	95	88	86	81	77	77	94	68	68	68
4571	134	90	96	83	78	75	71	71	66	67	63
4572	113	94	89	80	75	75	66	63	64	67	62
4573	134	96	90	84	77	72	66	67	65	62	60
4574	125	98	90	83	76	72	70	69	64	64	58
4575	SF	100	98	89	84	86	78	73	74	75	68
4576	108	89	90	83	77	73	67	66	69	66	67
MEAN	116	92	86	81	77	73	69	69	64	64	61
S.D.	10.0	5.3	5.6	4.6	4.1	3.8	4.6	7.4	4.0	4.2	3.3
N	25	26	26	26	26	26	25	25	25	25	25

AD=Animal Died SF=Spilled Feeder

APPENDIX N - P0 GENERATION

GASOLINE ETBE VAPOR CONDENSATE: A ONE-GENERATION WHOLE-BODY
INHALATION REPRODUCTION TOXICITY STUDY IN RATS

INDIVIDUAL GESTATION FEED CONSUMPTION -- (GRAMS/KG/DAY)

GROUP I 0 MG/M3

ANIMAL#	DAY OF GESTATION 0 - 4	4 - 7	7 - 14	14 - 20	0 - 20
1551	79	82	77	69	77
1552	61	68	63	64	64
1553	73	75	69	64	70
1554	69	71	71	62	68
1555x NP	67	75	68	73	71
1556	59	63	62	59	61
1557	69	72	72	65	69
1558	78	78	73	66	74
1559	67	73	73	67	70
1560	66	77	73	67	71
1561	61	68	65	52	62
1562	67	70	73	63	68
1563	78	73	76	63	73
1565	62	72	70	68	68
1566	66	68	66	62	65
1567	62	60	68	63	63
1568	67	69	67	61	66
1569	66	68	71	69	68
1570	67	71	67	61	66
1571	75	76	75	63	72
1572	63	73	68	63	67
1573	59	62	65	57	61
1574	75	77	80	69	75
1575	74	73	73	67	72
1576	64	56	58	67	61
MEAN	68	71	70	64	68
S.D.	6.2	6.0	5.2	4.0	4.6
N	24	24	24	24	24

NP=NOT PREGNANT x=EXCLUDED FROM MEAN
IW=Invalid Weight: Feed left greater than feed fed weight

APPENDIX N - P0 GENERATION

GASOLINE ETBE VAPOR CONDENSATE: A ONE-GENERATION WHOLE-BODY
INHALATION REPRODUCTION TOXICITY STUDY IN RATS

INDIVIDUAL GESTATION FEED CONSUMPTION -- (GRAMS/KG/DAY)

GROUP II 2000 MG/M3

ANIMAL#	DAY OF GESTATION 0 - 4	4 - 7	7 - 14	14 - 20	0 - 20
2551	75	73	70	59	69
2552	72	68	70	60	68
2553x NP	69	75	78	54	69
2554	79	77	72	62	73
2555	68	72	69	65	69
2556	69	70	71	67	69
2557	79	79	77	65	75
2558	69	69	71	64	68
2559x NP					
2560	70	68	68	60	66
2561	62	62	67	59	63
2562	65	69	73	60	67
2563	69	73	68	62	68
2564	76	78	73	67	73
2565	68	78	73	60	70
2566	72	68	69	62	68
2567	68	73	69	62	68
2568	67	68	68	65	67
2569	73	65	66	61	66
2570	71	70	69	61	68
2571	74	78	74	68	73
2572	70	75	74	65	71
2573	59	63	66	68	64
2574	67	72	76	66	70
2575	73	77	73	63	71
2576	66	64	66	63	65
MEAN	70	71	70	63	69
S.D.	4.8	5.0	3.2	2.8	3.1
N	24	24	24	24	24

NP=NOT PREGNANT x=EXCLUDED FROM MEAN

APPENDIX N - P0 GENERATION

GASOLINE ETBE VAPOR CONDENSATE: A ONE-GENERATION WHOLE-BODY
INHALATION REPRODUCTION TOXICITY STUDY IN RATS

INDIVIDUAL GESTATION FEED CONSUMPTION -- (GRAMS/KG/DAY)

GROUP III 10000 MG/M3

ANIMAL#	DAY OF GESTATION 0 - 4	4 - 7	7 - 14	14 - 20	0 - 20
3551	71	77	77	63	72
3552	67	75	69	65	69
3553	65	63	67	66	65
3554	58	66	69	59	63
3555	72	69	66	59	66
3556	72	72	70	84	75
3557	63	67	65	62	65
3558	68	68	71	66	68
3559	63	66	63	59	63
3560	72	76	73	64	71
3561	67	67	63	58	64
3562	75	72	77	67	73
3563	70	70	67	64	68
3564	70	66	66	60	65
3565	61	82	68	68	70
3566	67	68	66	48	62
3567	64	68	67	68	67
3568	70	72	73	69	71
3569	60	56	63	68	62
3570	78	78	74	66	74
3571	67	75	74	65	70
3572	67	70	69	60	67
3573	72	72	75	67	72
3574	68	68	70	64	67
3575	78	79	75	65	74
3576		73	75	64	71
MEAN	68	71	70	64	68
S.D.	5.1	5.5	4.3	6.0	3.9
N	25	26	26	26	26

APPENDIX N - P0 GENERATION

GASOLINE ETBE VAPOR CONDENSATE: A ONE-GENERATION WHOLE-BODY
INHALATION REPRODUCTION TOXICITY STUDY IN RATS

INDIVIDUAL GESTATION FEED CONSUMPTION -- (GRAMS/KG/DAY)

GROUP IV 20000 MG/M3

ANIMAL#		DAY OF GESTATION 0 - 4	4 - 7	7 - 14	14 - 20	0 - 20
4551		71	69	68	60	67
4552x	NP	71	78	78	50	69
4553	AD					
4554		75	76	72	67	72
4555		71	77	70	62	70
4556		73	76	74	72	74
4557		68	69	71	62	67
4558		76	72	68	64	70
4559		64	66	68	63	65
4560		66	63	64	62	64
4561		71	74	72	65	70
4562x	NP	61	72	70	51	64
4563		72	70	74	66	71
4564		68	67	66	62	66
4565		63	61	64	60	62
4566		64	63	64	58	63
4567		63	65	61	72	65
4568		65	67	63	70	66
4569		77	80	74	75	77
4570		71	77	68	72	72
4571		64	67	64	63	64
4572		67	67	68	63	66
4573		49	70	68	65	63
4574		67	72	70	68	69
4575		75	75	75	67	73
4576		70	69	69	62	68
MEAN		68	70	69	65	68
S.D.		6.0	5.2	4.0	4.6	4.0
N		23	23	23	23	23

NP=NOT PREGNANT AD=ACCIDENTAL DEATH x=EXCLUDED FROM MEAN

APPENDIX O - P0 GENERATION

GASOLINE ETBE VAPOR CONDENSATE: A ONE-GENERATION WHOLE-BODY
INHALATION REPRODUCTION TOXICITY STUDY IN RATS

INDIVIDUAL MATERNAL LACTATION FEED CONSUMPTION -- (GRAMS/KG/DAY)

GROUP I 0 MG/M3

ANIMAL#	DAY OF LACTATION 1 - 4	4 - 7	7 - 14	14 - 21	21 - 28	1 - 28
1551	104	143	170	181	263	172
1552	98	114	147	170	IW	132
1553	92	112	133	155	247	148
1554	81	116	152	184	IW	133
1555x NP						
1556	103	115	143	177	IW	135
1557	93	125	167	197	329	182
1558	106	114	148	183	IW	138
1559	95	116	142	133	358	169
1560	88	201	172	194	IW	164
1561	76	117	144	168	320	165
1562	104	118	EF	153	245	155
1563	111	146	159	174	325	183
1564	110	129	161	186	349	187
1565	98	108	134	168	309	163
1566	91	116	148	171	IW	131
1567	99	139	147	177	350	182
1568	106	126	154	195	IW	145
1569	76	78	100	117	IW	93
1570	85	108	132	185	IW	128
1571	108	131	166	181	316	180
1572	102	126	148	195	IW	143
1573	74	97	137	178	319	161
1574	75	91	102	136	IW	101
1575	108	118	164	195	IW	146
1576	106	216	170	159	IW	163
MEAN	96	125	147	173	311	152
S.D.	11.9	29.3	18.8	20.8	38.9	24.8
N	25	25	24	25	12	25

NP=NOT PREGNANT x=EXCLUDED FROM MEAN
IW=Invalid Weight: Feed left greater than feed fed weight EF=Empty Feeder

APPENDIX O - P0 GENERATION

GASOLINE ETBE VAPOR CONDENSATE: A ONE-GENERATION WHOLE-BODY
INHALATION REPRODUCTION TOXICITY STUDY IN RATS

INDIVIDUAL MATERNAL LACTATION FEED CONSUMPTION -- (GRAMS/KG/DAY)

GROUP II 2000 MG/M3

ANIMAL#	DAY OF LACTATION 1 - 4	4 - 7	7 - 14	14 - 21	21 - 28	1 - 28
2551	91	135	160	188	320	179
2552	100	119	135	170	297	164
2553x NP						
2554	96	126	159	190	333	181
2555	107	135	165	213	388	202
2556	SF	118	155	196	353	206
2557	106	109	152	209	360	187
2558	116	125	153	189	312	179
2560	104	145	160	202	IW	153
2561	90	114	131	168	BF	126
2562	84	115	100	176	319	158
2563	104	121	151	196	320	178
2564	109	138	152	238	338	195
2565	79	95	148	213	368	181
2566	88	107	140	196	349	176
2567	90	126	143	181	310	170
2568	128	133	163	196	350	194
2569	95	122	144	BF	284	161
2570	94	105	138	181	309	166
2571	107	146	161	201	350	193
2572	104	122	148	184	223	156
2573	117	117	166	203	360	193
2574	93	120	148	187	327	175
2575	102	128	163	168	306	173
2576	73	98	135	182	332	164
MEAN	99	122	149	192	328	175
S.D.	12.7	13.2	14.7	16.6	34.4	17.9
N	23	24	24	23	22	24

NP=NOT PREGNANT x=EXCLUDED FROM MEAN
SF=Spilled Feeder IW=Invalid Weight: Feed left greater than feed fed weight BF=Broken Feeder

APPENDIX O - P0 GENERATION

GASOLINE ETBE VAPOR CONDENSATE: A ONE-GENERATION WHOLE-BODY
INHALATION REPRODUCTION TOXICITY STUDY IN RATS

INDIVIDUAL MATERNAL LACTATION FEED CONSUMPTION -- (GRAMS/KG/DAY)

GROUP III 10000 MG/M3

ANIMAL#	DAY OF LACTATION 1 - 4	4 - 7	7 - 14	14 - 21	21 - 28	1 - 28
3551	96	133	141	192	340	180
3552	100	123	137	206	346	183
3553	118	121	152	190	334	183
3554	80	109	EF	176	318	171
3555	110	131	154	195	262	171
3556	53	77	91	104	162	97
3557	97	117	154	193	351	183
3558	71	105	135	186	331	166
3559	104	119	EF	197	328	187
3560	104	121	151	185	271	166
3561	103	121	143	187	345	180
3562	103	122	154	195	341	183
3563	87	115	149	185	BF	134
3564	92	115	147	184	305	169
3565	100	109	140	174	294	164
3566	88	127	143	171	295	165
3567	86	104	137	183	356	173
3568	88	106	128	162	258	148
3569	110	124	149	199	329	182
3570	96	114	143	170	325	170
3571	115	121	147	185	319	177
3572	91	102	143	180	330	169
3573	90	111	136	170	327	167
3574	115	130	160	205	360	194
3575	116	123	151	199	349	188
3576	95	111	149	186	305	169
MEAN	97	116	143	183	315	170
S.D.	14.7	11.6	13.4	19.7	42.5	19.5
N	26	26	24	26	25	26

EF=Empty Feeder BF=Broken Feeder

APPENDIX O - P0 GENERATION

GASOLINE ETBE VAPOR CONDENSATE: A ONE-GENERATION WHOLE-BODY
INHALATION REPRODUCTION TOXICITY STUDY IN RATS

INDIVIDUAL MATERNAL LACTATION FEED CONSUMPTION -- (GRAMS/KG/DAY)

GROUP IV 20000 MG/M3

ANIMAL#	DAY OF LACTATION 1 - 4	4 - 7	7 - 14	14 - 21	21 - 28	1 - 28
4551	114	125	156	175	322	178
4552x NP						
4554	90	162	148	163	270	167
4555	101	120	145	187	349	180
4556	102	133	141	175	294	169
4557	76	96	132	175	315	159
4558	104	112	151	193	308	174
4559	98	100	131	194	327	170
4560	94	101	138	174	322	166
4561	101	111	147	192	315	173
4562x NP						
4563	123	122	150	191	342	186
4564	98	112	149	183	325	173
4565	88	103	143	172	311	163
4566	105	115	147	195	321	177
4567	96	110	149	212	319	177
4568	104	133	158	191	340	185
4569	92	110	151	201	358	182
4570	119	108	160	162	313	172
4571	111	132	154	197	301	179
4572	103	130	139	199	344	183
4573	103	102	144	171	306	165
4574	96	114	136	178	319	169
4575	94	128	165	224	359	194
4576	82	100	125	178	281	153
MEAN	100	116	146	186	320	174
S.D.	10.8	15.2	9.6	15.1	22.2	9.4
N	23	23	23	23	23	23

NP=NOT PREGNANT x=EXCLUDED FROM MEAN

	Individual Estrous Cycle and Mating Data Preface	Appendix P

Estrous Stage Codes:

D = Diestrus
P = Proestrus
E = Estrus
M = Metestrus
Ps = Pseudopregnancy

Cycle Codes:

NC = Number of cycles (days)
C_n = Length of cycles (days)
ML = Mean length of cycle

Mating and Pregnancy Codes:

F = Number of failed mating opportunities
PS = Pregnancy status
P = Pregnant
NP = Not pregnant
a = interpolated date of successful mating

Notes:

1. Estrous cycles were evaluated for 21 days and then up to successful mating.
2. Pseudopregnancies which begin during the pre-mating period may continue in the mating period.
3. / = point from which the number of days in the estrous cycle is counted.
4. An estrous cycle less than 3 days or more than 5 days long is considered an irregular cycle.
5. /C, C, /S or S = evidence of mating.

Pre-Mating	Individual Estrous Cycle and Mating Data P_0 Generation	Appendix P

Group 1 - 0 mg/m^3

Animal No.	Pre-Mating Period 1	2	3	4	5	6	7	8	9	10	11	12	13	14	15	16	17	18	19	20	21	Cycles C_1	C_2	C_3	C_4	C_5	ML	NC
1551	/E	E	M	D	D	/E	D	D	D	/E	D	D	D	/E	M	D	D	/E	D	D	D	5	4	4	4		4.3	4
1552	/E	M	D	D	/E	M	D	/E	E	D	D	D	/E	D	D	D	/E	D	D	P	/E	4	3	5	4	4	4.0	5
1553	D	/E	M	D	D	/E	D	D	D	/E	D	D	D	/E	M	D	D	/E	M	D	D	4	4	4	4		4.0	4
1554	D	D	D	/E	D	D	D	P	/E	D	D	D	/E	M	D	D	/E	D	D	D	/E	5	4	4	4		4.3	4
1555	/E	E	D	D	D	/E	M	D	/E	E	D	D	D	/E	E	D	D	/E	D	D	D	5	3	5	4		4.3	4
1556	D	D	/E	M	D	D	/E	M	D	D	/P	M	D	D	D	/E	D	D	D	/E	M	4	4	5	4		4.3	4
1557	D	D	/E	D	D	D	/E	D	D	D	/E	D	D	D	/E	D	D	D	/E	M	D	4	4	4	4		4.0	4
1558	D	D	D	/E	M	D	D	/E	D	D	D	/E	D	D	D	/E	D	D	D	/E	D	4	4	4	4		4.0	4
1559	D	/E	E	D	D	D	D	D	D	D	D	D	D	D	D	D	D	D	D	/E	M	Ps					-	-
1560	D	D	/E	E	M	D	D	/E	M	D	D	/E	M	D	D	/E	D	D	D	/E	D	5	4	4	4		4.3	4
1561	D	D	D	D	P	/E	D	D	D	/E	D	D	D	/E	D	D	D	/E	D	D	D	4	4	4			4.0	3
1562	D	/E	D	D	P	/E	D	D	P	/E	D	/E	D	/E	M	D	D	/E	D	D	D	4	4	2	2	4	3.2	5
1563	/M	D	D	D	/E	E	D	D	D	/E	E	M	D	D	/E	M	D	D	D	P	/E	4	5	5	6		5.0	4
1564	/E	D	D	D	/E	M	D	D	D	D	D	D	D	D	D	D	D	D	D	D	D	4	Ps				4.0	1
1565	D	D	D	/E	M	D	D	D	D	D	D	D	D	D	D	D	D	D	D	D	D	Ps					-	-
1566	/E	D	D	D	/E	D	D	D	/E	D	D	D	/E	D	D	D	/E	D	D	D	/E	4	4	4	4	4	4.0	5
1567	D	/E	D	D	D	/E	D	D	D	/E	M	D	D	/E	M	D	P	/E	D	D	D	4	4	4	4		4.0	4
1568	/E	D	D	D	/E	D	D	/E	E	D	D	D	/E	D	D	D	/E	D	D	D	/E	4	3	5	4	4	4.0	5
1569	D	D	D	P	/E	M	D	D	/E	M	D	D	/E	D	D	D	/E	M	D	D	/E	4	4	4	4		4.0	4
1570	D	D	D	/E	D	D	D	/E	M	D	D	/E	M	D	D	/E	D	D	D	/E	D	4	4	4	4		4.0	4
1571	D	D	D	D	/E	E	D	D	D	P	/E	D	D	D	D	D	D	/E	D	D	D	6	7				6.5	2
1572	/E	D	D	D	/E	D	D	D	/E	D	D	D	/E	D	D	D	/E	D	D	D	/E	4	4	4	4	4	4.0	5
1573	/E	M	D	D	/E	D	D	D	D	D	D	D	D	D	D	D	D	D	D	D	D	4	Ps				4.0	1
1574	D	D	D	/E	M	D	D	/E	D	D	D	/E	D	D	/E	E	D	D	D	/E	M	4	4	3	5		4.0	4
1575	/E	M	D	D	/E	D	D	D	/E	M	D	D	/E	D	D	D	/E	D	D	D	/E	4	4	4	4	4	4.0	5
1576	D	D	D	/E	M	D	D	P	/E	D	D	D	/E	D	D	D	/E	D	D	D	/E	5	4	4	4		4.3	4

Number with irregular cycle	3

Mean	4.2	3.9
S.D.	0.6	1.1
N	24	24

Pre-Mating	Individual Estrous Cycle and Mating Data P_0 Generation	Appendix P

Group 2 - 2000 mg/m^3

Animal No.	Pre-Mating Period																					Cycles						
	1	2	3	4	5	6	7	8	9	10	11	12	13	14	15	16	17	18	19	20	21	C_1	C_2	C_3	C_4	C_5	ML	NC
2551	D	D	/E	D	D	D	/E	M	D	D	/E	M	D	D	/E	D	D	D	/E	D	D	4	4	4	4		4.0	4
2552	D	D	D	/E	D	D	D	/E	M	D	D	/E	D	D	D	/E	D	D	D	/E	D	4	4	4	4		4.0	4
2553	/E	M	D	D	/E	D	D	D	/E	D	D	D	/E	D	D	D	/E	D	D	D	/E	4	4	4	4	4	4.0	5
2554	/E	D	D	D	/E	M	D	D	/E	D	D	/E	E	M	D	D	/E	D	D	D	/E	4	4	3	5	4	4.0	5
2555	D	D	/E	M	D	D	/E	D	D	D	/E	D	D	D	/E	D	D	D	/E	M	D	4	4	4	4		4.0	4
2556	D	D	/E	D	D	D	/E	D	D	D	/E	D	D	D	/E	D	D	D	/E	M	D	4	4	4	4		4.0	4
2557	D	/E	M	D	D	/E	E	M	E	D	/E	M	D	D	/E	E	D	D	D	/E	M	4	5	4	5		4.5	4
2558	/E	D	D	D	/E	D	D	/E	E	D	D	/E	E	D	D	D	/E	D	D	D	/E	4	3	4	5	4	4.0	5
2559	/E	D	D	D	/E	D	D	D	/E	E	D	D	D	D	/E	D	/E	E	D	D	/E	4	4	6	2	4	4.0	5
2560	/E	D	D	D	/E	D	D	/E	M	D	D	D	/E	D	D	D	/E	D	D	D	/E	4	3	5	4	4	4.0	5
2561	D	/E	E	D	D	D	/E	E	M	D	D	/E	E	M	D	D	D	/E	M	D	D	5	5	6			5.3	3
2562	D	D	D	/E	D	D	D	/E	D	D	D	/E	M	D	D	/E	D	D	D	/E	M	4	4	4	4		4.0	4
2563	D	D	/E	D	D	D	/E	M	D	D	/E	M	D	D	/E	D	D	D	/E	M	D	4	4	4	4		4.0	4
2564	D	D	/E	E	D	D	D	/E	D	D	D	/E	D	D	D	D	/E	D	D	D	/E	5	4	5	4		4.5	4
2565	D	/E	M	D	D	/E	D	D	D	/E	D	D	D	/E	D	D	D	/E	D	D	D	4	4	4	4		4.0	4
2566	D	D	/E	D	D	D	/E	D	D	D	/E	D	D	/E	E	D	D	D	/E	D	D	4	4	3	5		4.0	4
2567	D	/E	E	D	D	D	/E	M	D	D	/E	D	D	D	/E	D	D	D	/E	D	D	5	4	4	4		4.3	4
2568	D	/E	E	D	D	D	/E	M	D	D	D	/E	M	D	D	D	/E	D	D	D	D	5	5	5			5.0	3
2569	D	D	/E	D	D	D	/E	D	D	D	/E	M	D	D	/E	M	D	D	/E	M	D	4	4	4	4		4.0	4
2570	/E	M	D	D	/E	D	D	/E	E	D	D	/E	E	D	D	D	/E	D	D	D	/E	4	3	4	5	4	4.0	5
2571	D	D	/E	D	D	D	/E	D	D	D	/E	D	D	D	/E	D	D	D	/E	D	D	4	4	4	4		4.0	4
2572	D	/E	D	D	D	/E	D	D	D	/P	D	D	D	/E	D	D	D	/E	D	D	D	4	4	4	4		4.0	4
2573	D	P	/E	M	D	D	/E	D	D	D	/E	D	D	D	/E	D	D	P	/E	D	D	4	4	4	4		4.0	4
2574	D	D	D	/E	M	D	D	/E	D	D	D	/E	D	D	D	/E	D	D	D	/E	D	4	4	4	4		4.0	4
2575	/E	D	D	D	D	/E	D	D	D	D	/E	M	D	D	/E	E	D	D	D	D	/E	5	5	4	6		5.0	4
2576	D	/E	E	D	D	D	/E	D	D	D	/E	D	D	D	/E	M	D	D	D	/E	D	5	4	4	5		4.5	4

Number with irregular cycle	3

Mean	4.2	4.2
S.D.	0.4	0.5
N	26	26

Pre-Mating	Individual Estrous Cycle and Mating Data P_0 Generation	Appendix P

Group 3 - 10000 mg/m^3

Animal No.	Pre-Mating Period																					Cycles						
	1	2	3	4	5	6	7	8	9	10	11	12	13	14	15	16	17	18	19	20	21	C_1	C_2	C_3	C_4	C_5	ML	NC
3551	D	/E	E	D	D	D	/E	M	D	D	/E	E	M	D	D	P	/E	D	D	D	/E	5	4	6	4		4.8	4
3552	D	D	/E	E	D	D	D	/E	E	D	D	D	/E	D	D	D	/E	E	D	D	D	5	5	4			4.7	3
3553	D	/E	D	D	D	/E	D	D	D	/E	D	D	D	/E	D	D	D	/E	M	D	D	4	4	4	4		4.0	4
3554	D	/E	M	D	D	/E	D	D	D	/E	D	D	D	/E	M	D	D	/E	D	D	D	4	4	4	4		4.0	4
3555	D	D	D	/E	M	D	D	/E	D	D	D	/E	M	D	D	/E	D	D	D	P	/E	4	4	4	5		4.3	4
3556	/E	D	D	D	/E	M	D	D	/E	D	D	D	/E	D	D	D	/E	D	D	D	/E	4	4	4	4	4	4.0	5
3557	D	/E	D	D	D	/E	D	D	D	/E	M	D	D	/E	D	D	D	/E	M	D	D	4	4	4	4		4.0	4
3558	D	D	D	/E	D	D	D	/E	D	D	D	/E	D	D	D	/E	D	D	D	/E	D	4	4	4	4		4.0	4
3559	/E	D	D	D	/E	D	D	D	/E	D	D	D	D	D	D	D	D	D	D	D	D	4	4	Ps			4.0	2
3560	/E	M	D	D	D	/E	E	D	D	D	/E	E	D	D	D	/E	D	D	D	/E	D	5	5	5	4		4.8	4
3561	D	D	/E	D	D	D	/E	M	D	D	/P	M	M	D	/E	E	M	D	D	D	/E	4	4	4	6		4.5	4
3562	D	/E	D	D	D	/E	D	D	D	/E	M	D	D	/E	M	D	D	/E	D	D	D	4	4	4	4		4.0	4
3563	/E	M	D	D	/E	D	D	D	/E	D	D	D	/E	M	D	D	/E	D	D	D	/E	4	4	4	4	4	4.0	5
3564	/E	M	D	D	D	/E	E	D	D	D	D	D	/P	M	D	D	/E	D	D	D	D	5	7	4			5.3	3
3565	/E	D	D	D	D	/E	D	D	D	P	/E	M	D	D	/E	D	D	D	/E	E	D	5	5	4	4		4.5	4
3566	D	/E	E	D	D	D	/E	D	D	/E	E	D	D	D	/E	D	D	D	/E	D	D	5	3	5	4		4.3	4
3567	D	/E	D	D	D	/E	D	D	D	/E	M	D	D	/E	D	D	D	/E	D	D	D	4	4	4	4		4.0	4
3568	/E	D	D	D	/E	D	D	D	/E	D	D	/E	E	D	D	D	/E	D	D	P	/E	4	4	3	5	4	4.0	5
3569	/E	D	D	D	/E	D	D	D	/E	D	D	D	/E	D	D	D	/E	D	D	D	/E	4	4	4	4	4	4.0	5
3570	D	D	D	/E	M	D	D	/E	M	D	D	/E	D	D	D	/E	D	D	D	/E	D	4	4	4	4		4.0	4
3571	D	/E	D	D	D	/E	D	D	D	/E	M	D	D	/E	D	D	D	/E	D	D	D	4	4	4	4		4.0	4
3572	/E	D	D	D	/E	D	D	D	/E	D	D	/E	E	D	D	P	/E	D	D	D	/E	4	4	3	5	4	4.0	5
3573	D	/E	E	D	D	D	/E	D	D	D	/E	D	D	D	/E	D	D	D	/E	M	D	5	4	4	4		4.3	4
3574	D	/E	D	D	D	/E	D	D	D	/E	D	D	D	/E	D	D	D	/E	M	D	D	4	4	4	4		4.0	4
3575	D	/E	D	D	/E	E	D	D	D	/E	D	D	D	/E	D	D	D	/P	D	D	D	3	5	4	4		4.0	4
3576	/E	E	D	D	/E	D	D	D	/E	D	D	/E	E	D	D	D	/E	D	D	D	/E	4	4	3	5	4	4.0	5

Number with irregular cycle	3

Mean	4.2	4.1
S.D.	0.3	0.7
N	26	26

Pre-Mating	Individual Estrous Cycle and Mating Data P_0 Generation	Appendix P

Group 4 - 20000 mg/m^3

Animal No.	Pre-Mating Period																					Cycles						
	1	2	3	4	5	6	7	8	9	10	11	12	13	14	15	16	17	18	19	20	21	C_1	C_2	C_3	C_4	C_5	ML	NC
4551	/E	M	D	D	D	/E	D	D	D	/E	M	D	D	/E	M	D	D	/E	D	D	D	5	4	4	4		4.3	4
4552	D	/E	D	D	D	/E	D	D	D	/E	M	D	/E	E	D	D	D	/E	D	D	D	4	4	3	5		4.0	4
4553	D	D	/E	M	D	D	P	/E	D	D	D	/E	D	D	D	/E	D	D	D	/E	D	5	4	4	4		4.3	4
4554	D	/E	D	D	D	/E	D	D	D	/E	D	D	D	/E	D	D	P	/E	D	D	D	4	4	4	4		4.0	4
4555	/E	D	D	D	/E	D	D	D	/E	D	D	D	/E	D	D	D	/E	D	D	P	/E	4	4	4	4	4	4.0	5
4556	D	D	/E	D	D	D	/E	D	D	D	/E	D	D	D	/E	D	D	D	/E	M	D	4	4	4	4		4.0	4
4557	/E	D	D	D	/E	D	D	/E	E	D	D	D	/E	D	D	D	/E	D	D	D	/E	4	3	5	4	4	4.0	5
4558	D	/E	M	D	D	/E	D	D	D	/E	M	D	D	/E	M	D	D	/E	D	D	D	4	4	4	4		4.0	4
4559	D	D	D	/E	M	D	D	/E	M	D	D	/E	D	D	D	/E	D	D	D	/E	D	4	4	4	4		4.0	4
4560	D	D	D	/E	D	D	D	/E	D	D	D	/E	D	D	D	/E	D	D	D	/E	D	4	4	4	4		4.0	4
4561	D	/E	D	/E	D	D	D	/E	E	M	D	D	/E	D	D	D	/E	D	D	D	/E	2	4	5	4	4	3.8	5
4562	/E	D	D	D	/E	D	D	D	/E	D	D	D	/E	M	D	D	/E	D	D	D	/E	4	4	4	4	4	4.0	5
4563	D	/E	M	D	D	/E	D	D	D	/E	D	D	D	/E	D	D	D	/E	D	D	D	4	4	4	4		4.0	4
4564	/E	D	D	D	/E	D	D	D	/E	D	D	D	/E	D	D	D	/E	D	D	D	/E	4	4	4	4	4	4.0	5
4565	D	/E	D	D	D	/E	D	D	D	/E	M	D	D	/E	D	D	D	/E	D	D	D	4	4	4	4		4.0	4
4566	D	/E	E	D	D	D	/E	E	M	D	D	/E	D	D	D	D	/E	D	D	D	D	5	5	5			5.0	3
4567	/E	D	D	D	/E	D	D	D	/E	D	D	D	/E	D	D	D	/E	D	D	D	/E	4	4	4	4	4	4.0	5
4568	D	/E	E	D	D	D	/E	D	D	D	D	D	D	D	D	D	/E	D	D	D	/E	5	10	4			6.3	3
4569	D	/E	E	D	D	D	/E	D	D	P	/E	D	D	/E	E	D	D	D	/E	D	D	5	4	3	5		4.3	4
4570	D	/E	D	D	D	/E	D	D	D	/E	D	D	D	/E	D	D	D	/E	D	D	D	4	4	4	4		4.0	4
4571	D	D	/E	E	D	D	D	/E	D	D	D	/E	D	D	D	/E	D	D	D	/E	D	5	4	4	4		4.3	4
4572	D	/E	D	D	D	/E	D	D	D	/E	M	D	D	/E	D	D	D	/E	D	D	D	4	4	4	4		4.0	4
4573	D	D	/E	D	D	D	D	/E	D	D	D	/E	D	D	D	D	D	/E	D	D	D	5	4	6			5.0	3
4574	/M	D	D	/E	D	D	D	/E	D	D	D	/E	D	D	D	/E	D	D	D	/E	M	3	4	4	4	4	3.8	5
4575	D	D	D	P	/E	D	D	D	D	/E	D	D	D	/E	M	D	D	/E	D	D	D	5	4	4			4.3	3
4576	/E	M	D	D	D	/E	D	D	D	/E	M	D	D	/E	M	D	D	/E	D	D	D	5	4	4	4		4.3	4

Number with irregular cycle	3

Mean	4.2	4.1
S.D.	0.5	0.7
N	25	25

Mating	Individual Estrous Cycle and Mating Data P_0 Generation	Appendix P

Group 1 - 0 mg/m^3

Animal No.	Mating 1	2	3	4	5	6	7	8	9	10	11	12	13	14	F	PS
1551	/P	S													0	P
1552	D	D	D	/S											0	P
1553	/S														0	P
1554	M	D	D	/C											0	P
1555	/S														0	NP
1556	D	D	/C												0	P
1557	/E	S													0	P
1558	D	D	/C												0	P
1559	D	D	/E	E	D	D	D	/E	D	D	D	/E	C		2	P
1560	D	D	/C												0	P
1561	/S														0	P
1562	/S														0	P
1563	M	D	D	D	/C										0	P
1564	D	D	D	Da	D	D	D	D	D	D	D	D	D	D	0	P
1565	/E	M	D	D	/S										0	P
1566	D	D	D	/C											0	P
1567	/S														0	P
1568	D	D	D	/S											0	P
1569	D	D	D	/C											0	P
1570	D	D	/C												0	P
1571	/P	S													0	P
1572	D	D	D	/S											0	P
1573	D	/S													0	P
1574	D	D	/C												0	P
1575	D	D	D	/C											0	P
1576	D	D	D	/C											0	P

Females passing ≥ 1 estrus without mating	1
Number of pregnant females	25

Mating	Individual Estrous Cycle and Mating Data P_0 Generation	Appendix P

Group 2 - 2000 mg/m^3

Animal No.	Mating 1	2	3	4	5	6	7	8	9	10	11	12	13	14	F	PS
2551	D	/C													0	P
2552	D	D	/C												0	P
2553	D	D	/P	S											0	NP
2554	D	D	D	/C											0	P
2555	D	/E	C												0	P
2556	D	/C													0	P
2557	D	D	/S												0	P
2558	D	D	D	/S											0	P
2559	E	E	E	E	E	E	E	D	D	D	/E	D	D	/E	3	NP
2560	D	D	D	/S											0	P
2561	D	/C													0	P
2562	D	D	/C												0	P
2563	D	/C													0	P
2564	D	/E	D	/C											0	P
2565	/C														0	P
2566	D	/C													0	P
2567	D	/C													0	P
2568	/E	C													0	P
2569	D	/E	C												0	P
2570	D	D	D	/C											0	P
2571	D	/C													0	P
2572	/E	D	D	D	/S										0	P
2573	D	/C													0	P
2574	D	D	/C												0	P
2575	D	D	D	/P	S										0	P
2576	D	D	/P	C											0	P

Females passing ≥ 1 estrus without mating	1
Number of pregnant females	24

Mating	Individual Estrous Cycle and Mating Data P_0 Generation	Appendix P

Group 3 - 10000 mg/m^3

Animal No.	Mating 1	2	3	4	5	6	7	8	9	10	11	12	13	14	F	PS
3551	C														0	P
3552	/E	E	D	D	D	/E	C								1	P
3553	/C														0	P
3554	/S														0	P
3555	D	D	D	/S											0	P
3556	M	D	D	/S											0	P
3557	/S														0	P
3558	D	/P	C												0	P
3559	/C														0	P
3560	D	D	/E	M	D	D	/P	C							1	P
3561	D	D	D	/C											0	P
3562	/S														0	P
3563	D	D	D	/C											0	P
3564	D	/C													0	P
3565	D	D	/P	C											0	P
3566	D	D	/C												0	P
3567	/C														0	P
3568	D	D	D	/C											0	P
3569	M	D	D	/C											0	P
3570	D	D	/C												0	P
3571	/C														0	P
3572	D	D	D	/S											0	P
3573	D	/C													0	P
3574	/C														0	P
3575	/C														0	P
3576	D	D	D	/C											0	P

Females passing $\geq$ 1 estrus without mating	2
Number of pregnant females	26

Mating	Individual Estrous Cycle and Mating Data P_0 Generation	Appendix P

Group 4 - 20000 mg/m^3

Animal No.	Mating 1	2	3	4	5	6	7	8	9	10	11	12	13	14	F	PS
4551	/P	C													0	P
4552	/S														0	NP
4553	D	D	/C												0	P
4554	/S														0	P
4555	D	D	D	/E	D	D	D	/C							0	P
4556	D	/C													0	P
4557	E	D	D	/C											0	P
4558	/E	E	D	D	D	/S									0	P
4559	D	D	/S												0	P
4560	D	D	/C												0	P
4561	E	C													0	NP
4562	D	D	D	/C											0	P
4563	/S														0	P
4564	D	D	D	/C											0	P
4565	/S														0	P
4566	D	/C													0	P
4567	M	D	D	/C											0	P
4568	E	C													0	P
4569	D	/C													0	P
4570	/E	C													0	P
4571	D	D	/C												0	P
4572	/E	C													0	P
4573	D	/C													0	P
4574	D	D	/C												0	P
4575	D	D	D	/C											0	P
4576	/P	C													0	P

Females passing ≥ 1 estrus without mating	0
Number of pregnant females	23

APPENDIX Q - P0 GENERATION

GASOLINE ETBE VAPOR CONDENSATE: A ONE-GENERATION WHOLE-BODY
INHALATION REPRODUCTION TOXICITY STUDY IN RATS

INDIVIDUAL MATING ASSIGNMENTS

GROUP I 0 MG/M3

Female No.	Male No.	Sperm/Plug	Outcome	Date of Cohabitation	Date of Insemination
1551	1051	+	P	27-MAY-02	29-MAY-02
1552	1052	+	P	27-MAY-02	31-MAY-02
1553	1053	+	P	27-MAY-02	28-MAY-02
1554	1054	+	P	27-MAY-02	31-MAY-02
1555	1055	+	NP	27-MAY-02	28-MAY-02
1556	1056	+	P	27-MAY-02	30-MAY-02
1557	1057	+	P	27-MAY-02	29-MAY-02
1558	1058	+	P	27-MAY-02	30-MAY-02
1559	1059	+	P	27-MAY-02	9-JUN-02
1560	1060	+	P	27-MAY-02	30-MAY-02
1561	1061	+	P	27-MAY-02	28-MAY-02
1562	1062	+	P	27-MAY-02	28-MAY-02
1563	1063	+	P	27-MAY-02	1-JUN-02
1564	1064	-	P	27-MAY-02	
1565	1065	+	P	27-MAY-02	1-JUN-02
1566	1066	+	P	27-MAY-02	31-MAY-02
1567	1067	+	P	27-MAY-02	28-MAY-02
1568	1068	+	P	27-MAY-02	31-MAY-02
1569	1069	+	P	27-MAY-02	31-MAY-02
1570	1070	+	P	27-MAY-02	30-MAY-02
1571	1071	+	P	27-MAY-02	29-MAY-02
1572	1072	+	P	27-MAY-02	31-MAY-02
1573	1073	+	P	27-MAY-02	29-MAY-02
1574	1074	+	P	27-MAY-02	30-MAY-02
1575	1075	+	P	27-MAY-02	31-MAY-02
1576	1076	+	P	27-MAY-02	31-MAY-02

+ = Sperm/Plug Positive - = Sperm/Plug Negative N = Not Mated

NP=NOT PREGNANT P=PREGNANT

APPENDIX Q - P0 GENERATION

GASOLINE ETBE VAPOR CONDENSATE: A ONE-GENERATION WHOLE-BODY
INHALATION REPRODUCTION TOXICITY STUDY IN RATS

INDIVIDUAL MATING ASSIGNMENTS

GROUP II 2000 MG/M3

Female No.	Male No.	Sperm/Plug	Outcome	Date of Cohabitation	Date of Insemination
2551	2051	+	P	27-MAY-02	29-MAY-02
2552	2052	+	P	27-MAY-02	30-MAY-02
2553	2053	+	NP	27-MAY-02	31-MAY-02
2554	2054	+	P	27-MAY-02	31-MAY-02
2555	2055	+	P	27-MAY-02	30-MAY-02
2556	2056	+	P	27-MAY-02	29-MAY-02
2557	2057	+	P	27-MAY-02	30-MAY-02
2558	2058	+	P	27-MAY-02	31-MAY-02
2559	2059	-	NP	27-MAY-02	
2560	2060	+	P	27-MAY-02	31-MAY-02
2561	2061	+	P	27-MAY-02	29-MAY-02
2562	2062	+	P	27-MAY-02	30-MAY-02
2563	2063	+	P	27-MAY-02	29-MAY-02
2564	2064	+	P	27-MAY-02	31-MAY-02
2565	2065	+	P	27-MAY-02	28-MAY-02
2566	2066	+	P	27-MAY-02	29-MAY-02
2567	2067	+	P	27-MAY-02	29-MAY-02
2568	2068	+	P	27-MAY-02	29-MAY-02
2569	2069	+	P	27-MAY-02	30-MAY-02
2570	2070	+	P	27-MAY-02	31-MAY-02
2571	2071	+	P	27-MAY-02	29-MAY-02
2572	2072	+	P	27-MAY-02	1-JUN-02
2573	2074	+	P	27-MAY-02	29-MAY-02
2574	2075	+	P	27-MAY-02	30-MAY-02
2575	2076	+	P	27-MAY-02	1-JUN-02
2576	2065	+	P	28-MAY-02	31-MAY-02

+ = Sperm/Plug Positive - = Sperm/Plug Negative N = Not Mated

NP=NOT PREGNANT P=PREGNANT

APPENDIX Q - P0 GENERATION

GASOLINE ETBE VAPOR CONDENSATE: A ONE-GENERATION WHOLE-BODY
INHALATION REPRODUCTION TOXICITY STUDY IN RATS

INDIVIDUAL MATING ASSIGNMENTS

GROUP III 10000 MG/M3

Female No.	Male No.	Sperm/Plug	Outcome	Date of Cohabitation	Date of Insemination
3551	3051	+	P	27-MAY-02	28-MAY-02
3552	3052	+	P	27-MAY-02	3-JUN-02
3553	3053	+	P	27-MAY-02	28-MAY-02
3554	3054	+	P	27-MAY-02	28-MAY-02
3555	3056	+	P	27-MAY-02	31-MAY-02
3556	3057	+	P	27-MAY-02	31-MAY-02
3557	3058	+	P	27-MAY-02	28-MAY-02
3558	3059	+	P	27-MAY-02	30-MAY-02
3559	3060	+	P	27-MAY-02	28-MAY-02
3560	3061	+	P	27-MAY-02	4-JUN-02
3561	3062	+	P	27-MAY-02	31-MAY-02
3562	3063	+	P	27-MAY-02	28-MAY-02
3563	3064	+	P	27-MAY-02	31-MAY-02
3564	3065	+	P	27-MAY-02	29-MAY-02
3565	3066	+	P	27-MAY-02	31-MAY-02
3566	3067	+	P	27-MAY-02	30-MAY-02
3567	3068	+	P	27-MAY-02	28-MAY-02
3568	3069	+	P	27-MAY-02	31-MAY-02
3569	3070	+	P	27-MAY-02	31-MAY-02
3570	3071	+	P	27-MAY-02	30-MAY-02
3571	3072	+	P	27-MAY-02	28-MAY-02
3572	3073	+	P	27-MAY-02	31-MAY-02
3573	3074	+	P	27-MAY-02	29-MAY-02
3574	3075	+	P	27-MAY-02	28-MAY-02
3575	3076	+	P	27-MAY-02	28-MAY-02
3576	3051	+	P	28-MAY-02	31-MAY-02

+ = Sperm/Plug Positive - = Sperm/Plug Negative N = Not Mated

P=PREGNANT

APPENDIX Q - P0 GENERATION

GASOLINE ETBE VAPOR CONDENSATE: A ONE-GENERATION WHOLE-BODY
INHALATION REPRODUCTION TOXICITY STUDY IN RATS

INDIVIDUAL MATING ASSIGNMENTS

GROUP IV 20000 MG/M3

Female No.	Male No.	Sperm/Plug	Outcome	Date of Cohabitation	Date of Insemination
4551	4051	+	P	27-MAY-02	29-MAY-02
4552	4052	+	NP	27-MAY-02	28-MAY-02
4553		N	AD		
4554	4053	+	P	27-MAY-02	30-MAY-02
4555	4054	+	P	27-MAY-02	28-MAY-02
4556	4055 [a]	+	P	27-MAY-02	4-JUN-02
4557	4056	+	P	27-MAY-02	29-MAY-02
4558	4057	+	P	27-MAY-02	31-MAY-02
4559	4058	+	P	27-MAY-02	2-JUN-02
4560	4059	+	P	27-MAY-02	30-MAY-02
4561	4060	+	P	27-MAY-02	30-MAY-02
4562	4061	+	NP	27-MAY-02	29-MAY-02
4563	4062	+	P	27-MAY-02	31-MAY-02
4564	4063	+	P	27-MAY-02	28-MAY-02
4565	4064	+	P	27-MAY-02	31-MAY-02
4566	4065	+	P	27-MAY-02	28-MAY-02
4567	4066	+	P	27-MAY-02	29-MAY-02
4568	4067	+	P	27-MAY-02	31-MAY-02
4569	4068	+	P	27-MAY-02	29-MAY-02
4570	4069	+	P	27-MAY-02	29-MAY-02
4571	4070	+	P	27-MAY-02	29-MAY-02
4572	4071	+	P	27-MAY-02	30-MAY-02
4573	4072	+	P	27-MAY-02	29-MAY-02
4574	4073	+	P	27-MAY-02	29-MAY-02
4575	4074	+	P	27-MAY-02	30-MAY-02
4576	4075	+	P	27-MAY-02	29-MAY-02

+ = Sperm/Plug Positive - = Sperm/Plug Negative N = Not Mated

NP=NOT PREGNANT AD=ACCIDENTAL DEATH P=PREGNANT

[a]Female #4556 was paired with Male #4055 from 27-30 May 2002 and then re-assigned to Male #4076 beginning 31 May 2002.

APPENDIX R - P0 GENERATION

GASOLINE ETBE VAPOR CONDENSATE: A ONE-GENERATION WHOLE-BODY
INHALATION REPRODUCTION TOXICITY STUDY IN RATS

INDIVIDUAL DELIVERY AND LITTER DATA

GROUP I 0 MG/M3

	LITTER DELIVERED			NUMBER OF LIVE PUPS DAYS												TOTAL IMPLAN-	DURATION OF GESTATION
				1		4		7		14		21		28‡		TATIONS	(DAYS)
FEMALE#	LIVE N	DEAD N	TOTAL N	M	F	M	F	M	F	M	F	M	F	M	F	N	N
1551	14	0	14	9	5	9	5	5	5	5	5	5	5	5	5	16	22
1552	15	0	15	4	11	3	11	3	7	3	7	3	7	3	6	16	21
1553	10	2	12	4	5	4	5	4	5	4	5	4	5	4	5	15	22
1554	12	0	12	7	5	7	5	5	5	5	5	5	5	5	5	14	22
1555x NP																	
1556	16	0	16	7	9	7	9	5	5	5	5	5	5	5	5	16	22
1557	10	3	13	6	4	6	4	6	4	6	4	6	4	6	4	16	22
1558	13	0	13	3	10	3	10	3	7	3	6	3	6	3	6	14	22
1559	11	0	11	5	6	5	6	5	5	5	5	5	5	5	5	11	22
1560	13	2	15	5	8	5	8	5	5	5	5	5	5	5	5	14	22
1561	12	2	14	9	3	9	3	7	3	7	3	7	3	7	3	18	22
1562	15	0	15	7	8	7	8	5	5	5	5	3	5	3	5	15	21
1563	14	0	14	8	6	8	6	5	5	5	5	5	5	5	5	15	22
1564	13	0	13	7	6	7	5	5	5	5	5	5	5	5	5	16	no day 0
1565	14	1	15	6	7	6	7	5	5	5	5	5	5	5	5	15	22
1566	12	1	13	10	2	10	2	8	2	8	2	8	2	8	2	13	22
1567	10	0	10	4	6	4	6	4	6	4	6	4	6	4	6	13	22
1568	14	0	14	8	6	8	6	5	5	5	5	5	5	5	5	17	22
1569	4	0	4	2	2	2	2	2	2	2	2	2	2	2	2	5	22
1570	12	0	12	6	6	6	6	5	5	5	5	5	5	5	5	15	22
1571	17	0	17	9	8	9	8	5	5	5	5	5	5	5	5	17	22
1572	13	0	13	9	4	9	4	6	4	6	4	6	4	6	4	16	22
1573	14	0	14	6	8	6	7	5	5	5	5	5	5	5	5	16	22
1574	4	0	4	3	1	3	1	3	1	3	1	3	1	3	1	4	23
1575	12	1	13	8	3	8	3	7	3	7	3	7	3	7	3	15	22
1576	14	0	14	5	9	5	9	5	5	5	5	5	5	5	5	14	22
MEAN	12.3	0.5	12.8	6.3	5.9	6.2	5.8	4.9	4.6	4.9	4.5	4.8	4.5	4.8	4.5	14.2	22.0
S.D.	3.1	0.9	3.1	2.2	2.6	2.2	2.6	1.3	1.4	1.3	1.4	1.4	1.4	1.4	1.3	3.3	0.4
N	25	25	25	25	25	25	25	25	25	25	25	25	25	25	25	25	24

NP=NOT PREGNANT x=EXCLUDED FROM MEAN
‡=NUMBER OF LIVE PUPS ON THE DAY OF TERMINAL SACRIFICE. LITTER NOS. 1563 AND 1565 WERE SACRIFICED ON DAY 26. LITTER NOS. 1554, 1566, 1568, 1569, 1572, 1574, 1575 AND 1576 WERE SACRIFICED ON DAY 27. ALL OTHER LITTERS WERE SACRIFICED ON DAY 28.

DAY 4 COLUMNS = PRECULLING

APPENDIX R - P0 GENERATION

GASOLINE ETBE VAPOR CONDENSATE: A ONE-GENERATION WHOLE-BODY
INHALATION REPRODUCTION TOXICITY STUDY IN RATS

INDIVIDUAL DELIVERY AND LITTER DATA

GROUP II 2000 MG/M3

	LITTER DELIVERED			NUMBER OF LIVE PUPS DAYS												TOTAL IMPLAN-	DURATION OF GESTATION
				1		4		7		14		21		28			
FEMALE#	LIVE N	DEAD N	TOTAL N	M	F	M	F	M	F	M	F	M	F	M	F	TATIONS N	(DAYS) N
2551	14	1	15	6	8	6	8	5	5	5	5	5	5	5	5	17	22
2552	12	2	14	6	6	6	6	6	4	6	4	6	4	6	4	14	22
2553x NP																	
2554	13	0	13	6	6	6	5	5	5	5	5	5	5	5	5	13	22
2555	14	0	14	8	6	8	6	5	5	5	5	5	5	5	5	15	22
2556	15	0	15	11	4	10	4	6	4	6	4	6	4	6	4	16	22
2557	13	0	13	5	8	5	8	5	5	5	5	5	5	5	5	15	22
2558	14	0	14	5	9	5	9	5	5	5	5	5	5	5	5	14	22
2559x NP																	
2560	15	0	15	7	8	7	8	5	5	5	5	5	5	5	5	15	22
2561	13	2	15	9	2	9	2	8	2	8	2	8	2	8	2	15	22
2562	10	2	12	6	4	6	4	6	4	6	4	6	4	6	4	16	22
2563	13	0	13	5	8	5	8	5	5	5	5	5	5	5	5	16	22
2564	15	0	15	8	7	8	7	5	5	5	5	5	5	5	5	15	22
2565	13	0	13	8	5	8	5	5	5	5	5	5	5	5	5	16	22
2566	12	0	12	6	6	6	6	5	5	5	5	5	5	5	5	14	21
2567	15	0	15	7	8	7	8	5	5	5	5	5	5	5	5	17	22
2568	16	0	16	10	4	10	4	6	4	6	4	6	4	6	4	16	22
2569	16	0	16	10	6	9	6	5	5	5	5	5	5	5	5	16	20
2570	15	0	15	7	8	7	8	5	5	5	5	5	5	5	5	16	21
2571	13	0	13	6	7	6	7	5	5	5	5	5	5	5	5	13	22
2572	11	1	12	7	4	7	4	6	4	6	4	6	4	6	4	12	22
2573	16	0	16	8	8	8	8	5	5	5	5	5	5	5	5	17	22
2574	15	0	15	8	7	8	7	5	5	5	5	5	5	5	5	15	22
2575	13	0	13	6	7	6	7	5	5	5	5	5	5	5	5	13	22
2576	14	0	14	9	5	9	5	5	5	5	5	5	5	5	5	15	22
MEAN	13.8	0.3	14.1	7.3	6.3	7.2	6.3	5.3	4.7	5.3	4.7	5.3	4.7	5.3	4.7	15.0	21.8
S.D.	1.6	0.7	1.3	1.7	1.8	1.5	1.8	0.7	0.7	0.7	0.7	0.7	0.7	0.7	0.7	1.4	0.5
N	24	24	24	24	24	24	24	24	24	24	24	24	24	24	24	24	24

NP=NOT PREGNANT x=EXCLUDED FROM MEAN

DAY 4 COLUMNS = PRECULLING

APPENDIX R - P0 GENERATION

GASOLINE ETBE VAPOR CONDENSATE: A ONE-GENERATION WHOLE-BODY
INHALATION REPRODUCTION TOXICITY STUDY IN RATS

INDIVIDUAL DELIVERY AND LITTER DATA

GROUP III 10000 MG/M3

	LITTER DELIVERED			NUMBER OF LIVE PUPS DAYS												TOTAL IMPLAN-	DURATION OF GESTATION
				1		4		7		14		21		28			
FEMALE#	LIVE N	DEAD N	TOTAL N	M	F	M	F	M	F	M	F	M	F	M	F	TATIONS N	(DAYS) N
3551	11	0	11	5	6	5	6	5	5	5	5	5	5	5	5	15	22
3552	14	0	14	9	5	9	5	5	5	5	5	5	5	5	5	16	22
3553	14	0	14	6	8	6	8	5	5	5	5	5	5	5	5	15	22
3554	13	0	13	8	5	8	5	5	5	5	5	5	5	5	5	13	21
3555	12	0	12	6	6	6	6	5	5	5	5	4	5	4	5	14	22
3556	3	0	3	2	1	2	1	2	1	2	1	2	1	2	1	4	22
3557	14	0	14	8	6	8	6	5	5	5	5	5	5	5	5	14	22
3558	13	2	15	6	7	6	7	5	5	5	5	5	5	5	5	17	22
3559	14	0	14	8	6	8	6	5	5	5	5	5	5	5	5	14	21
3560	17	0	17	7	10	7	10	5	5	5	5	5	5	5	5	18	22
3561	16	0	16	12	4	12	4	6	4	6	4	6	4	6	4	16	22
3562	12	0	12	6	6	6	6	5	5	5	5	5	5	5	5	13	22
3563	11	0	11	2	8	2	8	2	8	2	8	2	8	2	7	11	22
3564	14	0	14	4	9	4	9	4	6	4	6	4	6	4	6	15	22
3565	16	0	16	7	9	7	9	5	5	5	5	5	5	5	5	16	22
3566	16	0	16	8	8	8	8	5	5	5	5	5	5	5	5	18	21
3567	12	0	12	6	6	6	6	5	5	5	5	5	5	5	5	13	22
3568	6	0	6	0	6	0	6	0	6	0	6	0	6	0	6	6	22
3569	12	0	12	6	6	6	6	5	5	5	5	5	5	5	5	14	22
3570	16	0	16	8	8	8	8	5	5	5	5	5	5	5	5	20	21
3571	14	0	14	7	7	7	7	5	5	5	5	5	5	5	5	16	22
3572	15	0	15	6	9	5	9	5	5	5	5	5	5	5	5	16	22
3573	14	0	14	7	7	7	7	5	5	5	5	5	5	5	5	13	22
3574	14	0	14	9	4	9	4	6	4	6	4	6	4	6	4	15	22
3575	14	0	14	8	6	8	6	5	5	5	5	5	5	5	5	15	22
3576	11	0	11	5	6	5	6	5	5	5	5	5	5	5	5	11	22
MEAN	13.0	0.1	13.1	6.4	6.5	6.3	6.5	4.6	5.0	4.6	5.0	4.6	5.0	4.6	4.9	14.2	21.8
S.D.	3.0	0.4	3.1	2.5	1.9	2.5	1.9	1.3	1.1	1.3	1.1	1.3	1.1	1.3	1.0	3.4	0.4
N	26	26	26	26	26	26	26	26	26	26	26	26	26	26	26	26	26

DAY 4 COLUMNS = PRECULLING

APPENDIX R - P0 GENERATION

GASOLINE ETBE VAPOR CONDENSATE: A ONE-GENERATION WHOLE-BODY
INHALATION REPRODUCTION TOXICITY STUDY IN RATS

INDIVIDUAL DELIVERY AND LITTER DATA

GROUP IV 20000 MG/M3

	LITTER DELIVERED			NUMBER OF LIVE PUPS DAYS												TOTAL IMPLAN-	DURATION OF GESTATION
				1		4		7		14		21		28			
FEMALE#	LIVE N	DEAD N	TOTAL N	M	F	M	F	M	F	M	F	M	F	M	F	TATIONS N	(DAYS) N
4551	14	0	14	8	6	8	6	5	5	5	5	5	5	5	5	15	22
4552x NP																	
4553x AD																	
4554	14	4	18	7	6	7	6	5	5	5	5	5	5	5	5	18	22
4555	14	0	14	7	7	7	7	5	5	5	5	5	5	5	5	13	22
4556	8	0	8	3	5	3	5	3	5	3	5	3	5	3	5	8	22
4557	16	0	16	6	10	6	10	5	5	5	5	5	5	5	5	16	22
4558	9	3	12	2	7	2	7	2	7	2	7	2	7	2	7	14	22
4559	12	1	13	4	8	4	8	4	6	4	6	4	6	4	6	13	22
4560	11	1	12	4	7	4	7	4	6	4	6	4	6	4	6	16	22
4561	16	0	16	9	7	9	7	5	5	5	5	5	5	5	5	17	22
4562x NP																	
4563	15	0	15	12	3	12	3	7	3	7	3	7	3	7	3	16	22
4564	15	0	15	6	9	6	9	5	5	5	5	5	5	5	5	16	22
4565	14	0	14	9	5	9	5	5	5	5	5	5	5	5	5	15	22
4566	13	0	13	5	8	5	8	5	5	5	5	5	5	5	5	13	22
4567	14	0	14	6	8	6	8	5	5	5	5	5	5	5	5	16	21
4568	11	0	11	6	5	6	5	5	5	5	5	5	5	5	5	12	22
4569	17	0	17	6	11	6	11	5	5	5	5	5	5	5	5	17	22
4570	16	0	16	8	8	8	8	5	5	5	5	5	5	5	5	17	21
4571	15	0	15	9	6	9	6	5	5	5	5	5	5	5	5	17	22
4572	13	0	13	7	6	7	6	5	5	5	5	5	5	5	5	13	21
4573	12	0	12	6	6	6	6	5	5	5	5	5	5	5	5	14	22
4574	12	0	12	5	7	5	7	5	5	5	5	5	5	5	5	14	22
4575	9	0	9	5	4	5	4	5	4	5	4	5	4	5	4	13	22
4576	15	2	17	9	2	7	1	7	1	7	1	7	1	7	1	17	22
MEAN	13.3	0.5	13.7	6.5	6.6	6.4	6.5	4.9	4.9	4.9	4.9	4.9	4.9	4.9	4.9	14.8	21.9
S.D.	2.4	1.1	2.5	2.3	2.1	2.2	2.2	1.0	1.1	1.0	1.1	1.0	1.1	1.0	1.1	2.3	0.3
N	23	23	23	23	23	23	23	23	23	23	23	23	23	23	23	23	23

NP=NOT PREGNANT AD=ACCIDENTAL DEATH x=EXCLUDED FROM MEAN

DAY 4 COLUMNS = PRECULLING

APPENDIX S - F1 GENERATION

GASOLINE ETBE VAPOR CONDENSATE: A ONE-GENERATION WHOLE-BODY
INHALATION REPRODUCTION TOXICITY STUDY IN RATS

INDIVIDUAL PUP SEX AND STATUS DURING LACTATION

GROUP I 0 MG/M3

FEMALE#	PUP # 1	2	3	4	5	6	7	8	9	10	11	12	13	14	15	16	17	18	19	20	21	22	23
1551	MC 4	MK28	MK28	MC 4	MK28	MC 4	MC 4	MK28	MK28	FK28	FK28	FK28	FK28	FK28									
1552	MK28	MK28	MK28	MM 3	FC 4	FK28	FK28	FK28	FM28	FC 4	FK28	FC 4	FC 4	FK28	FK28								
1553	MD 0	MS	FS	MK28	MK28	FK28	FK28	FK28	FK28	MK28	FK28	MK28											
1554	MC 4	MK27	MK27	MC 4	MK27	MK27	MK27	FK27	FK27	FK27	FK27	FK27											
1556	MK28	MC 4	MK28	MK28	MK28	MC 4	MK28	FC 4	FC 4	FC 4	FK28	FK28	FK28	FK28	FK28	FC 4							
1557	MS	FS	FS	MK28	MK28	MK28	MK28	MK28	MK28	FK28	FK28	FK28	FK28										
1558	MK28	MK28	MK28	FC 4	FC 4	FK28	FK28	FK28	FK28	FC 4	FD 9	FK28	FK28										
1559	MK28	MK28	MK28	MK28	MK28	FC 4	FK28	FK28	FK28	FK28	FK28												
1560	MS	FS	MK28	MK28	MK28	MK28	MK28	FC 4	FK28	FC 4	FK28	FK28	FK28	FK28	FC 4								
1561	MS	MK28	MC 4	MK28	MK28	MK28	MK28	MK28	MK28	MC 4	FK28	FK28	FK28	FD 0									
1562	MK28	MD15	MC 4	MK28	MD16	MK28	MC 4	FK28	FK28	FK28	FC 4	FC 4	FK28	FC 4	FK28								
1563	MK26	MC 4	MK26	MC 4	MC 4	MK26	MK26	MK26	FK26	FK26	FK26	FK26	FC 4	FK26									
1564	MK28	MC 4	MK28	MC 4	MK28	MK28	MK28	FK28	FK28	FK28	FK28	FM 4	FK28										
1565	MS	MM 1	MK26	MK26	MK26	MC 4	MK26	MK26	FK26	FK26	FK26	FC 4	FK26	FK26	FC 4								
1566	FS	MK27	MK27	MK27	MK27	MK27	MC 4	MK27	MK27	MK27	MC 4	FK27	FK27										
1567	MK28	MK28	MK28	MK28	FK28	FK28	FK28	FK28	FK28	FK28													
1568	MK27	MK27	MK27	MC 4	MC 4	MK27	MC 4	FK27	FK27	FK27	FC 4	MK27	FK27	FK27									
1569	MK27	MK27	FK27	FK27																			
1570	MC 4	MK28	MK28	MK28	MK28	MK28	FK28	FK28	FK28	FC 4	FK28	FK28											
1571	MC 4	MK28	MK28	MK28	MK28	MK28	MC 4	MC 4	MC 4	FC 4	FC 4	FK28	FK28	FK28	FC 4	FK28	FK28						
1572	MK27	MK27	MK27	MK27	MK27	MC 4	MK27	MC 4	MC 4	FK27	FK27	FK27	FK27										
1573	MK28	MK28	MK28	MK28	MC 4	MK28	FK28	FK28	FK28	FD 3	FC 4	FK28	FK28	FC 4									
1574	MK27	MK27	MK27	FK27																			
1575	MS	MD 0	MC 4	MK27	MK27	MK27	MK27	MK27	MK27	MK27	FK27	FK27	FK27										
1576	MK27	MK27	MK27	MK27	MK27	FC 4	FC 4	FK27	FC 4	FC 4	FK27	FK27	FK27	FK27									

SEX CODE PRECEDES PUP STATUS CODE. NUMERICAL VALUE INDICATES DAY OF LACTATION.
SEX CODES: M-MALE F-FEMALE U-UNCERTAIN
PUP STATUS CODES: A-ALIVE S-STILLBORN D-DIED C-CULLED M-MISSING K-SCHEDULED SACRIFICE

APPENDIX S - F1 GENERATION

GASOLINE ETBE VAPOR CONDENSATE: A ONE-GENERATION WHOLE-BODY
INHALATION REPRODUCTION TOXICITY STUDY IN RATS

INDIVIDUAL PUP SEX AND STATUS DURING LACTATION

GROUP II 2000 MG/M3

FEMALE#	PUP # 1	2	3	4	5	6	7	8	9	10	11	12	13	14	15	16	17	18	19	20	21	22	23
2551	US	MK28	MC 4	MK28	MK28	MK28	MK28	FK28	FK28	FC 4	FK28	FC 4	FK28	FK28	FC 4								
2552	MS	MS	MK28	MK28	MK28	MK28	MK28	MK28	FK28	FK28	FK28	FC 4	FC 4	FK28									
2554	MK28	MK28	MD 1	MK28	MK28	MC 4	MK28	FK28	FK28	FK28	FD 3	FK28	FK28										
2555	MK28	MC 4	MC 4	MK28	MK28	MK28	MC 4	MK28	FK28	FK28	FK28	FK28	FC 4	FK28									
2556	MC 4	MC 4	MK28	MK28	MK28	MM 3	MC 4	MK28	MC 4	MK28	MK28	FK28	FK28	FK28	FK28								
2557	MK28	MK28	MK28	MK28	MK28	FK28	FK28	FK28	FK28	FC 4	FC 4	FC 4	FK28										
2558	MK28	MK28	MK28	MK28	MK28	FC 4	FK28	FK28	FK28	FC 4	FC 4	FC 4	FK28	FK28									
2560	MK28	MK28	MK28	MC 4	MK28	MC 4	MK28	FC 4	FK28	FK28	FK28	FK28	FC 4	FK28	FC 4								
2561	MS	FS	MK28	MK28	MK28	MK28	MC 4	MM 1	MK28	MK28	MK28	MK28	FK28	FK28	FM 1								
2562	MS	US	MK28	MK28	MK28	MK28	MK28	MK28	FK28	FK28	FK28	FK28											
2563	MK28	MK28	MK28	MK28	MK28	FK28	FK28	FC 4	FK28	FC 4	FC 4	FK28	FK28										
2564	MC 4	MC 4	MK28	MC 4	MK28	MK28	MK28	MK28	FK28	FC 4	FK28	FC 4	FK28	FK28	FK28								
2565	MC 4	MK28	MK28	MK28	MK28	MK28	MC 4	MC 4	FK28	FK28	FK28	FK28	FK28										
2566	MK28	MK28	MC 4	MK28	MK28	MK28	FK28	FC 4	FK28	FK28	FK28	FK28											
2567	MK28	MK28	MK28	MK28	MC 4	MC 4	MK28	FC 4	FK28	FC 4	FK28	FK28	FC 4	FK28	FK28								
2568	MK28	MC 4	MK28	MM 1	MC 4	MK28	MC 4	MK28	MK28	MM 1	MC 4	MK28	FK28	FK28	FK28	FK28							
2569	MM 3	MC 4	MC 4	MK28	MK28	MC 4	MC 4	MK28	MK28	MK28	FK28	FK28	FK28	FK28	FK28	FC 4							
2570	MC 4	MK28	MK28	MK28	MK28	MC 4	MK28	FC 4	FC 4	FK28	FK28	FC 4	FK28	FK28	FK28								
2571	MK28	MK28	MK28	MK28	MK28	MC 4	FK28	FC 4	FK28	FC 4	FK28	FK28	FK28										
2572	FS	MK28	MK28	MC 4	MK28	MK28	MK28	MK28	FK28	FK28	FK28	FK28											
2573	MK28	MK28	MC 4	MC 4	MC 4	MK28	MK28	MK28	FC 4	FK28	FC 4	FK28	FC 4	FK28	FK28	FK28							
2574	MK28	MK28	MC 4	MK28	MK28	MK28	MC 4	MC 4	FC 4	FK28	FK28	FK28	FK28	FK28	FC 4								
2575	MK28	MK28	MK28	MK28	MC 4	MK28	FC 4	FC 4	FK28	FK28	FK28	FK28	FK28										
2576	MK28	MK28	MK28	MC 4	MC 4	MC 4	MC 4	MK28	MK28	FK28	FK28	FK28	FK28	FK28									

SEX CODE PRECEDES PUP STATUS CODE. NUMERICAL VALUE INDICATES DAY OF LACTATION.
SEX CODES: M-MALE F-FEMALE U-UNCERTAIN
PUP STATUS CODES: A-ALIVE S-STILLBORN D-DIED C-CULLED M-MISSING K-SCHEDULED SACRIFICE

APPENDIX S - F1 GENERATION

GASOLINE ETBE VAPOR CONDENSATE: A ONE-GENERATION WHOLE-BODY
INHALATION REPRODUCTION TOXICITY STUDY IN RATS

INDIVIDUAL PUP SEX AND STATUS DURING LACTATION

GROUP III 10000 MG/M3

FEMALE#	PUP # 1	2	3	4	5	6	7	8	9	10	11	12	13	14	15	16	17	18	19	20	21	22	23
3551	MK28	MK28	MK28	MK28	FK28	FK28	FK28	MK28	FC 4	FK28	FK28												
3552	MK28	MK28	MC 4	MK28	MK28	MK28	MC 4	MC 4	MC 4	FK28	FK28	FK28	FK28	FK28									
3553	MK28	MC 4	MK28	MK28	MK28	FK28	FC 4	FK28	FK28	MK28	FK28	FK28	FC 4	FC 4									
3554	MK28	MC 4	MC 4	MK28	MK28	MK28	MK28	MC 4	FK28	FK28	FK28	FK28	FK28										
3555	MK28	MK28	MC 4	MD21	MK28	MK28	FK28	FK28	FK28	FC 4	FK28	FK28											
3556	MK28	MK28	FK28																				
3557	MC 4	MC 4	MK28	MK28	MC 4	MK28	MK28	MK28	FK28	FK28	FK28	FK28	FK28	FC 4									
3558	FS	FS	MK28	MC 4	MK28	MK28	MK28	MK28	FK28	FK28	FC 4	FK28	FK28	FC 4	FK28								
3559	MC 4	MK28	MK28	MC 4	MC 4	MK28	MK28	MK28	FK28	FC 4	FK28	FK28	FK28	FK28									
3560	MK28	MC 4	MK28	MK28	MK28	MC 4	MK28	FK28	FC 4	FC 4	FK28	FC 4	FK28	FK28	FK28	FC 4	FC 4						
3561	MK28	MK28	MK28	MC 4	MK28	MC 4	MC 4	MC 4	MC 4	MC 4	MK28	MK28	FK28	FK28	FK28	FK28							
3562	MC 4	MK28	MK28	MK28	MK28	MK28	FK28	FK28	FK28	FK28	FK28	FC 4											
3563	MM 1	MK28	MK28	FK28	FK28	FK28	FD27	FK28	FK28	FK28	FK28												
3564	MK28	MK28	MK28	MK28	FC 4	FK28	FC 4	FK28	FK28	FK28	FM 1	FC 4	FK28	FK28									
3565	MK28	MK28	MC 4	MK28	MC 4	MK28	MK28	FK28	FK28	FK28	FC 4	FC 4	FK28	FK28	FC 4	FC 4							
3566	MK28	MC 4	MK28	MK28	MC 4	MC 4	MK28	MK28	FC 4	FC 4	FC 4	FK28	FK28	FK28	FK28	FK28							
3567	MC 4	MK28	MK28	MK28	MK28	MK28	FK28	FK28	FK28	FC 4	FK28	FK28											
3568	FK28	FK28	FK28	FK28	FK28	FK28																	
3569	MK28	MK28	MK28	MK28	MC 4	MK28	FK28	FK28	FC 4	FK28	FK28	FK28											
3570	MK28	MC 4	MC 4	MC 4	MK28	MK28	MK28	MK28	FK28	FK28	FC 4	FC 4	FK28	FK28	FK28	FC 4							
3571	MK28	MK28	MC 4	MC 4	MK28	MK28	MK28	FC 4	FK28	FK28	FK28	FK28	FK28	FC 4									
3572	MK28	MM 4	MK28	MK28	MK28	FK28	FC 4	FC 4	FC 4	FK28	FK28	MK28	FK28	FC 4	FK28								
3573	MK28	MC 4	MK28	MK28	MC 4	MK28	FC 4	MK28	FK28	FK28	FC 4	FK28	FK28	FK28									
3574	MC 4	MC 4	MK28	MK28	MK28	MK28	MK28	MC 4	MK28	MM 1	FK28	FK28	FK28	FK28									
3575	MC 4	MK28	MK28	MK28	MC 4	MK28	MK28	MC 4	FK28	FK28	FK28	FC 4	FK28	FK28									
3576	MK28	MK28	MK28	MK28	MK28	FK28	FK28	FK28	FK28	FK28	FC 4												

SEX CODE PRECEDES PUP STATUS CODE. NUMERICAL VALUE INDICATES DAY OF LACTATION.
SEX CODES: M-MALE F-FEMALE U-UNCERTAIN
PUP STATUS CODES: A-ALIVE S-STILLBORN D-DIED C-CULLED M-MISSING K-SCHEDULED SACRIFICE

APPENDIX S - F1 GENERATION

GASOLINE ETBE VAPOR CONDENSATE: A ONE-GENERATION WHOLE-BODY
INHALATION REPRODUCTION TOXICITY STUDY IN RATS

INDIVIDUAL PUP SEX AND STATUS DURING LACTATION

GROUP IV 20000 MG/M3

FEMALE#	PUP # 1	2	3	4	5	6	7	8	9	10	11	12	13	14	15	16	17	18	19	20	21	22	23
4551	MK28	MK28	MK28	MK28	MC 4	MC 4	MC 4	MK28	FK28	FK28	FK28	FK28	FK28	FC 4									
4553																			ACCIDENTAL DEATH				
4554	MD 0	FS	FS	FS	FS	MK28	MC 4	MC 4	MK28	MK28	MK28	MK28	FC 4	FK28	FK28	FK28	FK28	FK28					
4555	MK28	MK28	MK28	MC 4	FK28	FK28	FC 4	FC 4	FK28	MC 4	FK28	FK28	MK28	MK28									
4556	MK28	MK28	MK28	FK28	FK28	FK28	FK28	FK28															
4557	MK28	MK28	MK28	MC 4	MK28	MK28	FC 4	FK28	FK28	FC 4	FC 4	FK28	FC 4	FK28	FK28	FC 4							
4558	MS	FS	FS	MK28	MK28	FK28	FK28	FK28	FK28	FK28	FK28	FK28											
4559	MS	MK28	MK28	MK28	MK28	FK28	FK28	FK28	FK28	FC 4	FC 4	FK28	FK28										
4560	FS	MK28	MK28	MK28	MK28	FK28	FK28	FK28	FK28	FC 4	FK28	FK28											
4561	MK28	MK28	MK28	MK28	MC 4	MC 4	MK28	MC 4	MC 4	FK28	FK28	FK28	FC 4	FC 4	FK28	FK28							
4563	MC 4	MC 4	MK28	MK28	MC 4	MC 4	MK28	MK28	MK28	MK28	MK28	MC 4	FK28	FK28	FK28								
4564	MK28	MK28	MK28	MK28	FK28	MK28	MC 4	FC 4	FC 4	FC 4	FK28	FK28	FK28	FC 4	FK28								
4565	MC 4	MC 4	MK28	MC 4	MK28	MC 4	MK28	MK28	MK28	FK28	FK28	FK28	FK28	FK28									
4566	MK28	MK28	MK28	MK28	MK28	FK28	FK28	FK28	FK28	FK28	FC 4	FC 4	FC 4										
4567	MK28	MC 4	MK28	MK28	MK28	MK28	FK28	FK28	FK28	FC 4	FC 4	FK28	FK28	FC 4									
4568	MK28	MK28	MK28	MK28	MC 4	MK28	FK28	FK28	FK28	FK28	FK28												
4569	MK28	MK28	MK28	MC 4	MK28	MK28	FK28	FC 4	FC 4	FC 4	FC 4	FC 4	FK28	FK28	FK28	FK28	FC 4						
4570	MK28	MK28	MK28	MC 4	MC 4	MK28	MK28	MC 4	FK28	FK28	FC 4	FC 4	FC 4	FK28	FK28	FK28							
4571	MC 4	MC 4	MK28	MK28	MC 4	MK28	MK28	MK28	MC 4	FK28	FK28	FK28	FK28	FK28	FC 4								
4572	MC 4	MK28	MK28	MC 4	MK28	MK28	MK28	FK28	FK28	FK28	FK28	FK28	FC 4										
4573	MC 4	MK28	MK28	MK28	FK28	FC 4	FK28	FK28	FK28	MK28	FK28	MK28											
4574	MK28	MK28	MK28	MK28	MK28	FK28	FK28	FK28	FK28	FK28	FC 4	FC 4											
4575	MK28	MK28	MK28	MK28	MK28	FK28	FK28	FK28	FK28														
4576	FS	FS	MK28	MK28	MD 2	MK28	MD 2	MK28	MK28	MK28	MK28	FM 1	FD 2	FK28	FM 1	FD 1	FM 1						

SEX CODE PRECEDES PUP STATUS CODE. NUMERICAL VALUE INDICATES DAY OF LACTATION.
SEX CODES: M-MALE F-FEMALE U-UNCERTAIN
PUP STATUS CODES: A-ALIVE S-STILLBORN D-DIED C-CULLED M-MISSING K-SCHEDULED SACRIFICE

APPENDIX T - F1 GENERATION

GASOLINE ETBE VAPOR CONDENSATE: A ONE-GENERATION WHOLE-BODY
INHALATION REPRODUCTION TOXICITY STUDY IN RATS

INDIVIDUAL PUP CLINICAL OBSERVATIONS DURING LACTATION

GROUP I 0 MG/M3

FEMALE#	OBSERVATIONS	DAY OF LACTATION	0	1	2	3	4	5	6	7	8	9	10	11	12	13	14	15	16	17	18	19	20	21	22	23	24	25	26	27	28
1551 PUP# 1	WITHIN NORMAL LIMITS		P				P																								
PUP# 2	WITHIN NORMAL LIMITS		P				P			P						P						P						P			P
PUP# 3	WITHIN NORMAL LIMITS		P				P			P						P						P						P			P
PUP# 4	WITHIN NORMAL LIMITS		P				P																								
PUP# 5	WITHIN NORMAL LIMITS		P				P			P						P						P						P			P
PUP# 6	WITHIN NORMAL LIMITS		P				P																								
PUP# 7	WITHIN NORMAL LIMITS		P				P																								
PUP# 8	WITHIN NORMAL LIMITS		P				P			P						P						P						P			P
PUP# 9	WITHIN NORMAL LIMITS		P				P			P						P						P						P			P
PUP# 10	WITHIN NORMAL LIMITS		P				P			P						P						P						P			P
PUP# 11	WITHIN NORMAL LIMITS		P				P			P						P						P						P			P
PUP# 12	WITHIN NORMAL LIMITS		P				P			P						P						P						P			P
PUP# 13	WITHIN NORMAL LIMITS		P				P			P						P						P						P			P
PUP# 14	WITHIN NORMAL LIMITS		P				P			P						P						P						P			P
1552 PUP# 1	WITHIN NORMAL LIMITS		P				P			P						P						P						P			P
PUP# 2	WITHIN NORMAL LIMITS		P				P			P						P						P						P			P
PUP# 3	WITHIN NORMAL LIMITS		P				P			P						P						P						P			P
PUP# 4	WITHIN NORMAL LIMITS		P																												
PUP# 5	WITHIN NORMAL LIMITS		P				P																								
PUP# 6	WITHIN NORMAL LIMITS		P				P			P						P						P						P			P
PUP# 7	WITHIN NORMAL LIMITS		P				P			P						P						P						P			P
PUP# 8	WITHIN NORMAL LIMITS		P				P			P						P						P						P			P
PUP# 9	WITHIN NORMAL LIMITS		P				P			P						P						P									
PUP# 10	WITHIN NORMAL LIMITS		P				P																								
PUP# 11	WITHIN NORMAL LIMITS		P				P			P						P						P						P			P
PUP# 12	WITHIN NORMAL LIMITS		P				P																								
PUP# 13	WITHIN NORMAL LIMITS		P				P																								
PUP# 14	WITHIN NORMAL LIMITS		P				P			P						P						P						P			P
PUP# 15	WITHIN NORMAL LIMITS		P				P			P						P						P						P			P

CODE: 1-SLIGHT 2-MODERATE 3-MARKED P-PRESENT

APPENDIX T - F1 GENERATION

GASOLINE ETBE VAPOR CONDENSATE: A ONE-GENERATION WHOLE-BODY
INHALATION REPRODUCTION TOXICITY STUDY IN RATS

INDIVIDUAL PUP CLINICAL OBSERVATIONS DURING LACTATION

GROUP I 0 MG/M3

FEMALE#	OBSERVATIONS	DAY OF LACTATION 0	1	2	3	4	5	6	7	8	9	10	11	12	13	14	15	16	17	18	19	20	21	22	23	24	25	26	27	28
1553 PUP# 4	WITHIN NORMAL LIMITS	P				P			P							P								P						P
PUP# 5	WITHIN NORMAL LIMITS	P				P			P							P								P						P
PUP# 6	WITHIN NORMAL LIMITS	P				P			P							P								P						P
PUP# 7	WITHIN NORMAL LIMITS	P				P			P							P								P						P
PUP# 8	WITHIN NORMAL LIMITS	P				P			P							P								P						P
PUP# 9	WITHIN NORMAL LIMITS	P				P			P							P								P						P
PUP# 10	WITHIN NORMAL LIMITS	P				P			P							P								P						P
PUP# 11	WITHIN NORMAL LIMITS	P				P			P							P								P						P
PUP# 12	WITHIN NORMAL LIMITS	P				P			P							P								P						P
‡ 1554 PUP# 1	WITHIN NORMAL LIMITS	P				P																								
PUP# 2	WITHIN NORMAL LIMITS	P				P			P							P								P						
PUP# 3	WITHIN NORMAL LIMITS	P				P			P							P								P						
PUP# 4	WITHIN NORMAL LIMITS	P				P																								
PUP# 5	WITHIN NORMAL LIMITS	P				P			P							P								P						
PUP# 6	WITHIN NORMAL LIMITS	P				P			P							P								P						
PUP# 7	WITHIN NORMAL LIMITS	P				P			P							P								P						
PUP# 8	WITHIN NORMAL LIMITS	P				P			P							P								P						
PUP# 9	WITHIN NORMAL LIMITS	P				P			P							P								P						
PUP# 10	WITHIN NORMAL LIMITS	P				P			P							P								P						
PUP# 11	WITHIN NORMAL LIMITS	P				P			P							P								P						
PUP# 12	WITHIN NORMAL LIMITS	P				P			P							P								P						
‡ 1556 PUP# 1	WITHIN NORMAL LIMITS	P				P			P							P								P						
PUP# 2	WITHIN NORMAL LIMITS	P				P																								
PUP# 3	WITHIN NORMAL LIMITS	P				P			P							P								P						
PUP# 4	WITHIN NORMAL LIMITS	P				P			P							P								P						
PUP# 5	WITHIN NORMAL LIMITS	P				P			P							P								P						
PUP# 6	WITHIN NORMAL LIMITS	P				P																								
PUP# 7	WITHIN NORMAL LIMITS	P				P			P							P								P						
PUP# 8	WITHIN NORMAL LIMITS	P				P																								
PUP# 9	WITHIN NORMAL LIMITS	P				P																								
PUP# 10	WITHIN NORMAL LIMITS	P				P																								

CODE: 1-SLIGHT 2-MODERATE 3-MARKED P-PRESENT

‡=PUPS WERE SACRIFICED EARLY DUE TO LABORATORY ACCIDENT. SEE APPENDIX AA.

APPENDIX T - F1 GENERATION

GASOLINE ETBE VAPOR CONDENSATE: A ONE-GENERATION WHOLE-BODY
INHALATION REPRODUCTION TOXICITY STUDY IN RATS

INDIVIDUAL PUP CLINICAL OBSERVATIONS DURING LACTATION

GROUP I 0 MG/M3

FEMALE#	OBSERVATIONS	DAY OF LACTATION	0	1	2	3	4	5	6	7	8	9	10	11	12	13	14	15	16	17	18	19	20	21	22	23	24	25	26	27	28
‡ 1556	PUP# 11	WITHIN NORMAL LIMITS	P				P			P							P								P						
	PUP# 12	WITHIN NORMAL LIMITS	P				P			P							P								P						
	PUP# 13	WITHIN NORMAL LIMITS	P				P			P							P								P						
	PUP# 14	WITHIN NORMAL LIMITS	P				P			P							P								P						
	PUP# 15	WITHIN NORMAL LIMITS	P				P			P							P								P						
	PUP# 16	WITHIN NORMAL LIMITS	P				P																								
1557	PUP# 4	WITHIN NORMAL LIMITS	P				P			P							P								P						P
	PUP# 5	WITHIN NORMAL LIMITS	P				P			P							P								P						P
	PUP# 6	WITHIN NORMAL LIMITS	P				P			P							P								P						P
	PUP# 7	WITHIN NORMAL LIMITS	P				P			P							P								P						P
	PUP# 8	WITHIN NORMAL LIMITS	P				P			P							P								P						P
	PUP# 9	WITHIN NORMAL LIMITS	P				P			P							P								P						P
	PUP# 10	WITHIN NORMAL LIMITS	P				P			P							P								P						P
	PUP# 11	WITHIN NORMAL LIMITS	P				P			P							P								P						P
	PUP# 12	WITHIN NORMAL LIMITS	P				P			P							P								P						P
	PUP# 13	WITHIN NORMAL LIMITS	P				P			P							P								P						P
1558	PUP# 1	WITHIN NORMAL LIMITS	P				P			P							P								P						P
	PUP# 2	WITHIN NORMAL LIMITS	P				P			P							P								P						P
	PUP# 3	WITHIN NORMAL LIMITS	P				P			P							P								P						P
	PUP# 4	WITHIN NORMAL LIMITS	P				P																								
	PUP# 5	WITHIN NORMAL LIMITS	P				P																								
	PUP# 6	WITHIN NORMAL LIMITS	P				P			P							P								P						P
	PUP# 7	WITHIN NORMAL LIMITS	P				P			P							P								P						P
	PUP# 8	WITHIN NORMAL LIMITS	P				P			P							P								P						P
	PUP# 9	WITHIN NORMAL LIMITS	P				P			P							P								P						P
	PUP# 10	WITHIN NORMAL LIMITS	P				P																								
	PUP# 11	WITHIN NORMAL LIMITS	P				P			P																					
	PUP# 12	WITHIN NORMAL LIMITS	P				P			P							P								P						P
	PUP# 13	WITHIN NORMAL LIMITS	P				P			P							P								P						P

CODE: 1-SLIGHT 2-MODERATE 3-MARKED P-PRESENT

‡=PUPS WERE SACRIFICED EARLY DUE TO LABORATORY ACCIDENT. SEE APPENDIX AA.

APPENDIX T - F1 GENERATION

GASOLINE ETBE VAPOR CONDENSATE: A ONE-GENERATION WHOLE-BODY
INHALATION REPRODUCTION TOXICITY STUDY IN RATS

INDIVIDUAL PUP CLINICAL OBSERVATIONS DURING LACTATION

GROUP I 0 MG/M3

FEMALE#	OBSERVATIONS	DAY OF LACTATION 0	1	2	3	4	5	6	7	8	9	10	11	12	13	14	15	16	17	18	19	20	21	22	23	24	25	26	27	28
1559 PUP# 1	WITHIN NORMAL LIMITS	P				P			P							P								P						P
PUP# 2	WITHIN NORMAL LIMITS	P				P			P							P								P						P
PUP# 3	WITHIN NORMAL LIMITS	P				P			P							P								P						P
PUP# 4	WITHIN NORMAL LIMITS	P				P			P							P								P						P
PUP# 5	WITHIN NORMAL LIMITS	P				P			P							P								P						P
PUP# 6	WITHIN NORMAL LIMITS	P				P																								
PUP# 7	WITHIN NORMAL LIMITS	P				P			P							P								P						P
PUP# 8	WITHIN NORMAL LIMITS	P				P			P							P								P						P
PUP# 9	WITHIN NORMAL LIMITS	P				P			P							P								P						P
PUP# 10	WITHIN NORMAL LIMITS	P				P			P							P								P						P
PUP# 11	WITHIN NORMAL LIMITS	P				P			P							P								P						P
‡ 1560 PUP# 3	WITHIN NORMAL LIMITS	P				P			P							P								P						
PUP# 4	WITHIN NORMAL LIMITS	P				P			P							P								P						
PUP# 5	WITHIN NORMAL LIMITS	P				P			P							P								P						
PUP# 6	WITHIN NORMAL LIMITS	P				P			P							P								P						
PUP# 7	WITHIN NORMAL LIMITS	P				P			P							P								P						
PUP# 8	WITHIN NORMAL LIMITS	P				P																								
PUP# 9	WITHIN NORMAL LIMITS	P				P			P							P								P						
PUP# 10	WITHIN NORMAL LIMITS	P				P																								
PUP# 11	WITHIN NORMAL LIMITS	P				P			P							P								P						
PUP# 12	WITHIN NORMAL LIMITS	P				P			P							P								P						
PUP# 13	WITHIN NORMAL LIMITS	P				P			P							P								P						
PUP# 14	WITHIN NORMAL LIMITS	P				P			P							P								P						
PUP# 15	WITHIN NORMAL LIMITS	P				P																								
1561 PUP# 2	WITHIN NORMAL LIMITS	P				P			P							P								P						P
PUP# 3	WITHIN NORMAL LIMITS	P				P																								
PUP# 4	WITHIN NORMAL LIMITS	P				P			P							P								P						P
PUP# 5	WITHIN NORMAL LIMITS	P				P			P							P								P						P
PUP# 6	WITHIN NORMAL LIMITS	P				P			P							P								P						P
PUP# 7	WITHIN NORMAL LIMITS	P				P			P							P								P						P
PUP# 8	WITHIN NORMAL LIMITS	P				P			P							P								P						P

CODE: 1-SLIGHT 2-MODERATE 3-MARKED P-PRESENT

‡=PUPS WERE SACRIFICED EARLY DUE TO LABORATORY ACCIDENT. SEE APPENDIX AA.

APPENDIX T - F1 GENERATION

GASOLINE ETBE VAPOR CONDENSATE: A ONE-GENERATION WHOLE-BODY
INHALATION REPRODUCTION TOXICITY STUDY IN RATS

INDIVIDUAL PUP CLINICAL OBSERVATIONS DURING LACTATION

GROUP I 0 MG/M3

FEMALE#	OBSERVATIONS	DAY OF LACTATION 0	1	2	3	4	5	6	7	8	9	10	11	12	13	14	15	16	17	18	19	20	21	22	23	24	25	26	27	28
1561 PUP# 9	WITHIN NORMAL LIMITS	P				P			P						P						P						P			P
PUP# 10	WITHIN NORMAL LIMITS	P				P																								
PUP# 11	WITHIN NORMAL LIMITS	P				P			P						P						P						P			P
PUP# 12	WITHIN NORMAL LIMITS	P				P			P						P						P						P			P
PUP# 13	WITHIN NORMAL LIMITS	P				P			P						P						P						P			P
1562 PUP# 1	WITHIN NORMAL LIMITS	P				P			P						P						P						P			P
PUP# 2	WITHIN NORMAL LIMITS	P				P			P						P															
PUP# 3	WITHIN NORMAL LIMITS	P				P																								
PUP# 4	WITHIN NORMAL LIMITS	P				P			P						P						P						P			P
PUP# 5	WITHIN NORMAL LIMITS	P				P			P						P															
PUP# 6	WITHIN NORMAL LIMITS	P				P			P						P						P						P			P
PUP# 7	WITHIN NORMAL LIMITS	P				P																								
PUP# 8	WITHIN NORMAL LIMITS	P				P			P						P						P						P			P
PUP# 9	WITHIN NORMAL LIMITS	P				P			P						P						P						P			P
PUP# 10	WITHIN NORMAL LIMITS	P				P			P						P						P						P			P
PUP# 11	WITHIN NORMAL LIMITS	P				P																								
PUP# 12	WITHIN NORMAL LIMITS	P				P																								
PUP# 13	WITHIN NORMAL LIMITS	P				P			P						P						P						P			P
PUP# 14	WITHIN NORMAL LIMITS	P				P																								
PUP# 15	WITHIN NORMAL LIMITS	P				P			P						P						P						P			P
‡ 1563 PUP# 1	WITHIN NORMAL LIMITS	P				P			P						P						P									
PUP# 2	WITHIN NORMAL LIMITS	P				P																								
PUP# 3	WITHIN NORMAL LIMITS	P				P			P						P						P									
PUP# 4	WITHIN NORMAL LIMITS	P				P																								
PUP# 5	WITHIN NORMAL LIMITS	P				P																								
PUP# 6	WITHIN NORMAL LIMITS	P				P			P						P						P									
PUP# 7	WITHIN NORMAL LIMITS	P				P			P						P						P									
PUP# 8	WITHIN NORMAL LIMITS	P				P			P						P						P									
PUP# 9	WITHIN NORMAL LIMITS	P				P			P						P						P									
PUP# 10	WITHIN NORMAL LIMITS	P				P			P						P						P									
PUP# 11	WITHIN NORMAL LIMITS	P				P			P						P						P									

CODE: 1-SLIGHT 2-MODERATE 3-MARKED P-PRESENT

‡=PUPS WERE SACRIFICED EARLY DUE TO LABORATORY ACCIDENT. SEE APPENDIX AA.

APPENDIX T - F1 GENERATION

GASOLINE ETBE VAPOR CONDENSATE: A ONE-GENERATION WHOLE-BODY
INHALATION REPRODUCTION TOXICITY STUDY IN RATS

INDIVIDUAL PUP CLINICAL OBSERVATIONS DURING LACTATION

GROUP I 0 MG/M3

FEMALE#	OBSERVATIONS	DAY OF LACTATION	0	1	2	3	4	5	6	7	8	9	10	11	12	13	14	15	16	17	18	19	20	21	22	23	24	25	26	27	28
‡ 1563 PUP# 12	WITHIN NORMAL LIMITS		P				P			P						P									P						
PUP# 13	WITHIN NORMAL LIMITS		P				P																								
PUP# 14	WITHIN NORMAL LIMITS		P				P			P						P									P						
1564 PUP# 1	WITHIN NORMAL LIMITS		P				P			P						P									P						P
PUP# 2	WITHIN NORMAL LIMITS		P				P																								
PUP# 3	WITHIN NORMAL LIMITS		P				P			P						P									P						P
PUP# 4	WITHIN NORMAL LIMITS		P				P																								
PUP# 5	WITHIN NORMAL LIMITS		P				P			P						P									P						P
PUP# 6	WITHIN NORMAL LIMITS		P				P			P						P									P						P
PUP# 7	WITHIN NORMAL LIMITS		P				P			P																					P
PUP# 8	WITHIN NORMAL LIMITS		P				P			P						P									P						P
PUP# 9	WITHIN NORMAL LIMITS		P				P			P						P									P						P
PUP# 10	WITHIN NORMAL LIMITS		P				P			P						P									P						P
PUP# 11	WITHIN NORMAL LIMITS		P				P			P						P									P						P
PUP# 12	WITHIN NORMAL LIMITS		P																												
PUP# 13	WITHIN NORMAL LIMITS		P				P			P						P									P						P
PUP# 7	SCABS															P															
PUP# 7	TIP OF TAIL MISSING															P															
‡ 1565 PUP# 2	WITHIN NORMAL LIMITS		P																												
PUP# 3	WITHIN NORMAL LIMITS		P				P			P						P									P						
PUP# 4	WITHIN NORMAL LIMITS		P				P			P						P									P						
PUP# 5	WITHIN NORMAL LIMITS		P				P			P						P									P						
PUP# 6	WITHIN NORMAL LIMITS		P				P																								
PUP# 7	WITHIN NORMAL LIMITS		P				P			P						P									P						
PUP# 8	WITHIN NORMAL LIMITS		P				P			P						P									P						
PUP# 9	WITHIN NORMAL LIMITS		P				P			P						P									P						
PUP# 10	WITHIN NORMAL LIMITS		P				P			P						P									P						
PUP# 11	WITHIN NORMAL LIMITS		P				P			P						P									P						
PUP# 12	WITHIN NORMAL LIMITS		P				P																								
PUP# 13	WITHIN NORMAL LIMITS		P				P			P						P									P						
PUP# 14	WITHIN NORMAL LIMITS		P				P			P						P									P						

CODE: 1-SLIGHT 2-MODERATE 3-MARKED P-PRESENT

‡=PUPS WERE SACRIFICED EARLY DUE TO LABORATORY ACCIDENT. SEE APPENDIX AA.

APPENDIX T - F1 GENERATION

GASOLINE ETBE VAPOR CONDENSATE: A ONE-GENERATION WHOLE-BODY
INHALATION REPRODUCTION TOXICITY STUDY IN RATS

INDIVIDUAL PUP CLINICAL OBSERVATIONS DURING LACTATION

GROUP I 0 MG/M3

FEMALE#	OBSERVATIONS	DAY OF LACTATION	0	1	2	3	4	5	6	7	8	9	10	11	12	13	14	15	16	17	18	19	20	21	22	23	24	25	26	27	28
‡ 1565 PUP# 15	WITHIN NORMAL LIMITS		P				P																								
‡ 1566 PUP# 2	WITHIN NORMAL LIMITS		P				P		P						P						P										
PUP# 3	WITHIN NORMAL LIMITS		P				P		P						P						P										
PUP# 4	WITHIN NORMAL LIMITS		P				P		P						P						P										
PUP# 5	WITHIN NORMAL LIMITS		P				P		P						P						P										
PUP# 6	WITHIN NORMAL LIMITS		P				P		P						P						P										
PUP# 7	WITHIN NORMAL LIMITS		P				P																								
PUP# 8	WITHIN NORMAL LIMITS		P				P		P						P						P										
PUP# 9	WITHIN NORMAL LIMITS		P				P		P						P						P										
PUP# 10	WITHIN NORMAL LIMITS		P				P		P						P						P										
PUP# 11	WITHIN NORMAL LIMITS		P				P																								
PUP# 12	WITHIN NORMAL LIMITS		P				P		P						P						P										
PUP# 13	WITHIN NORMAL LIMITS		P				P		P						P						P										
1567 PUP# 1	WITHIN NORMAL LIMITS		P				P		P						P						P										P
PUP# 2	WITHIN NORMAL LIMITS		P				P		P						P						P										P
PUP# 3	WITHIN NORMAL LIMITS		P				P		P						P						P										P
PUP# 4	WITHIN NORMAL LIMITS		P				P		P						P						P										P
PUP# 5	WITHIN NORMAL LIMITS		P				P		P						P						P										P
PUP# 6	WITHIN NORMAL LIMITS		P				P		P						P						P										P
PUP# 7	WITHIN NORMAL LIMITS		P				P		P						P						P										P
PUP# 8	WITHIN NORMAL LIMITS		P				P		P						P						P										P
PUP# 9	WITHIN NORMAL LIMITS		P				P		P						P						P										P
PUP# 10	WITHIN NORMAL LIMITS		P				P		P						P						P										P
‡ 1568 PUP# 1	WITHIN NORMAL LIMITS		P				P		P						P						P										
PUP# 2	WITHIN NORMAL LIMITS		P				P		P						P						P										
PUP# 3	WITHIN NORMAL LIMITS		P				P		P						P						P										
PUP# 4	WITHIN NORMAL LIMITS		P				P																								
PUP# 5	WITHIN NORMAL LIMITS		P				P																								
PUP# 6	WITHIN NORMAL LIMITS		P				P		P						P						P										
PUP# 7	WITHIN NORMAL LIMITS		P				P																								

CODE: 1-SLIGHT 2-MODERATE 3-MARKED P-PRESENT

‡=PUPS WERE SACRIFICED EARLY DUE TO LABORATORY ACCIDENT. SEE APPENDIX AA.

APPENDIX T - F1 GENERATION

GASOLINE ETBE VAPOR CONDENSATE: A ONE-GENERATION WHOLE-BODY
INHALATION REPRODUCTION TOXICITY STUDY IN RATS

INDIVIDUAL PUP CLINICAL OBSERVATIONS DURING LACTATION

GROUP I 0 MG/M3

FEMALE#	OBSERVATIONS	DAY OF LACTATION	0	1	2	3	4	5	6	7	8	9	10	11	12	13	14	15	16	17	18	19	20	21	22	23	24	25	26	27	28
‡ 1568 PUP# 8	WITHIN NORMAL LIMITS		P				P			P							P								P						
PUP# 9	WITHIN NORMAL LIMITS		P				P			P							P								P						
PUP# 10	WITHIN NORMAL LIMITS		P				P			P							P								P						
PUP# 11	WITHIN NORMAL LIMITS		P				P																								
PUP# 12	WITHIN NORMAL LIMITS		P				P			P							P								P						
PUP# 13	WITHIN NORMAL LIMITS		P				P			P							P								P						
PUP# 14	WITHIN NORMAL LIMITS		P				P			P							P								P						
‡ 1569 PUP# 1	WITHIN NORMAL LIMITS		P				P			P							P								P						
PUP# 2	WITHIN NORMAL LIMITS		P				P			P							P								P						
PUP# 3	WITHIN NORMAL LIMITS		P				P			P							P								P						
PUP# 4	WITHIN NORMAL LIMITS		P				P			P							P								P						
1570 PUP# 1	WITHIN NORMAL LIMITS		P				P																								
PUP# 2	WITHIN NORMAL LIMITS		P				P			P							P								P						P
PUP# 3	WITHIN NORMAL LIMITS		P				P			P							P								P						P
PUP# 4	WITHIN NORMAL LIMITS		P				P			P							P								P						P
PUP# 5	WITHIN NORMAL LIMITS		P				P			P							P								P						P
PUP# 6	WITHIN NORMAL LIMITS		P				P			P							P								P						P
PUP# 7	WITHIN NORMAL LIMITS		P				P			P							P								P						P
PUP# 8	WITHIN NORMAL LIMITS		P				P			P							P								P						P
PUP# 9	WITHIN NORMAL LIMITS		P				P			P							P								P						P
PUP# 10	WITHIN NORMAL LIMITS		P				P																								
PUP# 11	WITHIN NORMAL LIMITS		P				P			P							P								P						P
PUP# 12	WITHIN NORMAL LIMITS		P				P			P							P								P						P
1571 PUP# 1	WITHIN NORMAL LIMITS		P				P																								
PUP# 2	WITHIN NORMAL LIMITS		P				P			P							P								P						P
PUP# 3	WITHIN NORMAL LIMITS		P				P			P							P								P						P
PUP# 4	WITHIN NORMAL LIMITS		P				P			P							P								P						P
PUP# 5	WITHIN NORMAL LIMITS		P				P			P							P								P						P
PUP# 6	WITHIN NORMAL LIMITS		P				P			P							P								P						P
PUP# 7	WITHIN NORMAL LIMITS		P				P																								

CODE: 1-SLIGHT 2-MODERATE 3-MARKED P-PRESENT

‡=PUPS WERE SACRIFICED EARLY DUE TO LABORATORY ACCIDENT. SEE APPENDIX AA.

APPENDIX T - F1 GENERATION

GASOLINE ETBE VAPOR CONDENSATE: A ONE-GENERATION WHOLE-BODY
INHALATION REPRODUCTION TOXICITY STUDY IN RATS

INDIVIDUAL PUP CLINICAL OBSERVATIONS DURING LACTATION

GROUP I 0 MG/M3

FEMALE#	OBSERVATIONS	DAY OF LACTATION	0	1	2	3	4	5	6	7	8	9	10	11	12	13	14	15	16	17	18
1571	PUP# 8	WITHIN NORMAL LIMITS	P				P														
	PUP# 9	WITHIN NORMAL LIMITS	P				P														
	PUP# 10	WITHIN NORMAL LIMITS	P				P														
	PUP# 11	WITHIN NORMAL LIMITS	P				P														
	PUP# 12	WITHIN NORMAL LIMITS	P				P			P					P				P		
	PUP# 13	WITHIN NORMAL LIMITS	P				P			P					P				P		
	PUP# 14	WITHIN NORMAL LIMITS	P				P			P					P				P		
	PUP# 15	WITHIN NORMAL LIMITS	P				P														
	PUP# 16	WITHIN NORMAL LIMITS	P				P			P					P				P		
	PUP# 17	WITHIN NORMAL LIMITS	P				P			P					P				P		
‡ 1572	PUP# 1	WITHIN NORMAL LIMITS	P				P			P					P				P		
	PUP# 2	WITHIN NORMAL LIMITS	P				P			P					P				P		
	PUP# 3	WITHIN NORMAL LIMITS	P				P			P					P				P		
	PUP# 4	WITHIN NORMAL LIMITS	P				P			P					P				P		
	PUP# 5	WITHIN NORMAL LIMITS	P				P			P					P				P		
	PUP# 6	WITHIN NORMAL LIMITS	P				P														
	PUP# 7	WITHIN NORMAL LIMITS	P				P			P					P				P		
	PUP# 8	WITHIN NORMAL LIMITS	P				P														
	PUP# 9	WITHIN NORMAL LIMITS	P				P														
	PUP# 10	WITHIN NORMAL LIMITS	P				P			P					P				P		
	PUP# 11	WITHIN NORMAL LIMITS	P				P			P					P				P		
	PUP# 12	WITHIN NORMAL LIMITS	P				P			P					P				P		
	PUP# 13	WITHIN NORMAL LIMITS	P				P			P					P				P		
1573	PUP# 1	WITHIN NORMAL LIMITS	P				P			P					P				P		
	PUP# 2	WITHIN NORMAL LIMITS	P				P			P					P				P		
	PUP# 3	WITHIN NORMAL LIMITS	P				P			P					P				P		
	PUP# 4	WITHIN NORMAL LIMITS	P				P			P					P				P		
	PUP# 5	WITHIN NORMAL LIMITS	P				P														
	PUP# 6	WITHIN NORMAL LIMITS	P				P			P					P				P		
	PUP# 7	WITHIN NORMAL LIMITS	P				P			P					P				P		
	PUP# 8	WITHIN NORMAL LIMITS	P				P			P					P				P		

CODE: 1-SLIGHT 2-MODERATE 3-MARKED P-PRESENT

‡=PUPS WERE SACRIFICED EARLY DUE TO LABORATORY ACCIDENT. SEE APPENDIX AA.

APPENDIX T - F1 GENERATION

GASOLINE ETBE VAPOR CONDENSATE: A ONE-GENERATION WHOLE-BODY
INHALATION REPRODUCTION TOXICITY STUDY IN RATS

INDIVIDUAL PUP CLINICAL OBSERVATIONS DURING LACTATION

GROUP I 0 MG/M3

FEMALE#	OBSERVATIONS	DAY OF LACTATION	0	1	2	3	4	5	6	7	8	9	10	11	12	13	14	15	16	17	18	19	20	21	22	23	24	25	26	27	28
1573	PUP# 9	WITHIN NORMAL LIMITS	P				P			P						P						P						P			P
	PUP# 10	WITHIN NORMAL LIMITS	P																												
	PUP# 11	WITHIN NORMAL LIMITS	P				P																								
	PUP# 12	WITHIN NORMAL LIMITS	P				P			P						P						P						P			P
	PUP# 13	WITHIN NORMAL LIMITS	P				P			P						P						P						P			P
	PUP# 14	WITHIN NORMAL LIMITS	P				P																								
‡ 1574	PUP# 1	WITHIN NORMAL LIMITS	P				P			P						P						P									
	PUP# 2	WITHIN NORMAL LIMITS	P				P			P						P						P									
	PUP# 3	WITHIN NORMAL LIMITS	P				P			P						P						P									
	PUP# 4	WITHIN NORMAL LIMITS	P				P			P						P						P									
‡ 1575	PUP# 3	WITHIN NORMAL LIMITS	P				P																								
	PUP# 4	WITHIN NORMAL LIMITS	P				P			P						P						P									
	PUP# 5	WITHIN NORMAL LIMITS	P				P			P						P						P									
	PUP# 6	WITHIN NORMAL LIMITS	P				P			P						P						P									
	PUP# 7	WITHIN NORMAL LIMITS	P				P			P						P						P									
	PUP# 8	WITHIN NORMAL LIMITS	P				P			P						P						P									
	PUP# 9	WITHIN NORMAL LIMITS	P				P			P						P						P									
	PUP# 10	WITHIN NORMAL LIMITS	P				P			P						P						P									
	PUP# 11	WITHIN NORMAL LIMITS	P				P			P						P						P									
	PUP# 12	WITHIN NORMAL LIMITS	P				P			P						P						P									
	PUP# 13	WITHIN NORMAL LIMITS	P				P			P						P						P									
‡ 1576	PUP# 1	WITHIN NORMAL LIMITS	P				P			P						P						P									
	PUP# 2	WITHIN NORMAL LIMITS	P				P			P						P						P									
	PUP# 3	WITHIN NORMAL LIMITS	P				P			P						P						P									
	PUP# 4	WITHIN NORMAL LIMITS	P				P			P						P						P									
	PUP# 5	WITHIN NORMAL LIMITS	P				P			P						P						P									
	PUP# 6	WITHIN NORMAL LIMITS	P				P																								
	PUP# 7	WITHIN NORMAL LIMITS	P				P																								
	PUP# 8	WITHIN NORMAL LIMITS	P				P			P						P						P									
	PUP# 9	WITHIN NORMAL LIMITS	P				P																								

CODE: 1-SLIGHT 2-MODERATE 3-MARKED P-PRESENT

‡=PUPS WERE SACRIFICED EARLY DUE TO LABORATORY ACCIDENT. SEE APPENDIX AA.

APPENDIX T - F1 GENERATION

GASOLINE ETBE VAPOR CONDENSATE: A ONE-GENERATION WHOLE-BODY
INHALATION REPRODUCTION TOXICITY STUDY IN RATS

INDIVIDUAL PUP CLINICAL OBSERVATIONS DURING LACTATION

GROUP I 0 MG/M3

FEMALE#	OBSERVATIONS	DAY OF LACTATION	0	1	2	3	4	5	6	7	8	9	10	11	12	13	14	15	16	17	18	19	20	21	22	23	24	25	26	27	28
‡ 1576	PUP# 10	WITHIN NORMAL LIMITS	P				P																								
	PUP# 11	WITHIN NORMAL LIMITS	P				P			P							P								P						
	PUP# 12	WITHIN NORMAL LIMITS	P				P			P							P								P						
	PUP# 13	WITHIN NORMAL LIMITS	P				P			P							P								P						
	PUP# 14	WITHIN NORMAL LIMITS					P			P							P								P						

CODE: 1-SLIGHT 2-MODERATE 3-MARKED P-PRESENT

‡=PUPS WERE SACRIFICED EARLY DUE TO LABORATORY ACCIDENT. SEE APPENDIX AA.

APPENDIX T - F1 GENERATION

GASOLINE ETBE VAPOR CONDENSATE: A ONE-GENERATION WHOLE-BODY
INHALATION REPRODUCTION TOXICITY STUDY IN RATS

INDIVIDUAL PUP CLINICAL OBSERVATIONS DURING LACTATION

GROUP II 2000 MG/M3

FEMALE#	OBSERVATIONS	DAY OF LACTATION 0	1	2	3	4	5	6	7	8	9	10	11	12	13	14	15	16	17	18	19	20	21	22	23	24	25	26	27	28
2551 PUP# 2	WITHIN NORMAL LIMITS	P				P			P							P								P						P
PUP# 3	WITHIN NORMAL LIMITS	P				P																								
PUP# 4	WITHIN NORMAL LIMITS	P				P			P							P								P						P
PUP# 5	WITHIN NORMAL LIMITS	P				P			P							P								P						P
PUP# 6	WITHIN NORMAL LIMITS	P				P			P							P								P						P
PUP# 7	WITHIN NORMAL LIMITS	P				P			P							P								P						P
PUP# 8	WITHIN NORMAL LIMITS	P				P			P							P								P						P
PUP# 9	WITHIN NORMAL LIMITS	P				P			P							P								P						P
PUP# 10	WITHIN NORMAL LIMITS	P				P																								
PUP# 11	WITHIN NORMAL LIMITS	P				P			P							P								P						P
PUP# 12	WITHIN NORMAL LIMITS	P				P																								
PUP# 13	WITHIN NORMAL LIMITS	P				P			P							P								P						P
PUP# 14	WITHIN NORMAL LIMITS	P				P			P							P								P						P
PUP# 15	WITHIN NORMAL LIMITS	P				P																								
2552 PUP# 3	WITHIN NORMAL LIMITS	P				P			P							P								P						P
PUP# 4	WITHIN NORMAL LIMITS	P				P			P							P								P						P
PUP# 5	WITHIN NORMAL LIMITS	P				P			P							P								P						P
PUP# 6	WITHIN NORMAL LIMITS	P				P			P							P								P						P
PUP# 7	WITHIN NORMAL LIMITS	P				P			P							P								P						P
PUP# 8	WITHIN NORMAL LIMITS	P				P			P							P								P						P
PUP# 9	WITHIN NORMAL LIMITS	P				P			P							P								P						P
PUP# 10	WITHIN NORMAL LIMITS	P				P			P							P								P						P
PUP# 11	WITHIN NORMAL LIMITS	P				P			P							P								P						P
PUP# 12	WITHIN NORMAL LIMITS	P				P																								
PUP# 13	WITHIN NORMAL LIMITS	P				P																								
PUP# 14	WITHIN NORMAL LIMITS	P				P			P							P								P						P
2554 PUP# 1	WITHIN NORMAL LIMITS	P				P			P							P								P						P
PUP# 2	WITHIN NORMAL LIMITS	P				P			P							P								P						P
PUP# 3	WITHIN NORMAL LIMITS	P																												
PUP# 4	WITHIN NORMAL LIMITS	P				P			P							P								P						P
PUP# 5	WITHIN NORMAL LIMITS	P				P			P							P								P						P

CODE: 1-SLIGHT 2-MODERATE 3-MARKED P-PRESENT

APPENDIX T - F1 GENERATION

GASOLINE ETBE VAPOR CONDENSATE: A ONE-GENERATION WHOLE-BODY
INHALATION REPRODUCTION TOXICITY STUDY IN RATS

INDIVIDUAL PUP CLINICAL OBSERVATIONS DURING LACTATION

GROUP II 2000 MG/M3

FEMALE#	OBSERVATIONS	DAY OF LACTATION	0	1	2	3	4	5	6	7	8	9	10	11	12	13	14	15	16	17	18	19	20	21	22	23	24	25	26	27	28
2554 PUP# 6	WITHIN NORMAL LIMITS		P				P																								
PUP# 7	WITHIN NORMAL LIMITS		P				P			P						P						P						P			
PUP# 8	WITHIN NORMAL LIMITS		P				P			P						P						P						P			
PUP# 9	WITHIN NORMAL LIMITS		P				P			P						P						P						P			
PUP# 10	WITHIN NORMAL LIMITS		P				P			P						P						P						P			
PUP# 11	WITHIN NORMAL LIMITS		P																												
PUP# 12	WITHIN NORMAL LIMITS		P				P			P						P						P						P			
PUP# 13	WITHIN NORMAL LIMITS		P				P			P						P						P						P			
2555 PUP# 1	WITHIN NORMAL LIMITS		P				P			P						P						P						P			
PUP# 2	WITHIN NORMAL LIMITS		P				P																								
PUP# 3	WITHIN NORMAL LIMITS		P				P																								
PUP# 4	WITHIN NORMAL LIMITS		P				P			P						P						P						P			
PUP# 5	WITHIN NORMAL LIMITS		P				P			P						P						P						P			
PUP# 6	WITHIN NORMAL LIMITS		P				P			P						P						P						P			
PUP# 7	WITHIN NORMAL LIMITS		P				P																								
PUP# 8	WITHIN NORMAL LIMITS		P				P			P						P						P						P			
PUP# 9	WITHIN NORMAL LIMITS		P				P			P						P						P						P			
PUP# 10	WITHIN NORMAL LIMITS		P				P			P						P						P						P			
PUP# 11	WITHIN NORMAL LIMITS		P				P			P						P						P						P			
PUP# 12	WITHIN NORMAL LIMITS		P				P			P						P						P						P			
PUP# 13	WITHIN NORMAL LIMITS		P				P																								
PUP# 14	WITHIN NORMAL LIMITS		P				P			P						P						P						P			
2556 PUP# 1	WITHIN NORMAL LIMITS		P				P																								
PUP# 2	WITHIN NORMAL LIMITS		P				P																								
PUP# 3	WITHIN NORMAL LIMITS		P				P			P						P						P						P			
PUP# 4	WITHIN NORMAL LIMITS		P				P			P						P						P						P			
PUP# 5	WITHIN NORMAL LIMITS		P				P			P						P						P						P			
PUP# 6	WITHIN NORMAL LIMITS		P																												
PUP# 7	WITHIN NORMAL LIMITS		P				P																								
PUP# 8	WITHIN NORMAL LIMITS		P				P			P						P						P						P			
PUP# 9	WITHIN NORMAL LIMITS		P				P																								

CODE: 1-SLIGHT 2-MODERATE 3-MARKED P-PRESENT

APPENDIX T - F1 GENERATION

GASOLINE ETBE VAPOR CONDENSATE: A ONE-GENERATION WHOLE-BODY
INHALATION REPRODUCTION TOXICITY STUDY IN RATS

INDIVIDUAL PUP CLINICAL OBSERVATIONS DURING LACTATION

GROUP II 2000 MG/M3

FEMALE#	OBSERVATIONS	DAY OF LACTATION 0	1	2	3	4	5	6	7	8	9	10	11	12	13	14	15	16	17	18	19	20	21	22	23	24	25	26	27	28
2556 PUP# 10	WITHIN NORMAL LIMITS	P				P			P						P							P								P
PUP# 11	WITHIN NORMAL LIMITS	P				P			P						P							P								P
PUP# 12	WITHIN NORMAL LIMITS	P				P			P						P							P								P
PUP# 13	WITHIN NORMAL LIMITS	P				P			P						P							P								P
PUP# 14	WITHIN NORMAL LIMITS	P				P			P						P							P								P
PUP# 15	WITHIN NORMAL LIMITS	P				P			P						P							P								P
2557 PUP# 1	WITHIN NORMAL LIMITS	P				P			P						P							P								P
PUP# 2	WITHIN NORMAL LIMITS	P				P			P						P							P								P
PUP# 3	WITHIN NORMAL LIMITS	P				P			P						P							P								P
PUP# 4	WITHIN NORMAL LIMITS	P				P			P						P							P								P
PUP# 5	WITHIN NORMAL LIMITS	P				P			P						P							P								P
PUP# 6	WITHIN NORMAL LIMITS	P				P			P						P							P								P
PUP# 7	WITHIN NORMAL LIMITS	P				P			P						P							P								P
PUP# 8	WITHIN NORMAL LIMITS	P				P			P						P							P								P
PUP# 9	WITHIN NORMAL LIMITS	P				P			P						P							P								P
PUP# 10	WITHIN NORMAL LIMITS	P				P																								
PUP# 11	WITHIN NORMAL LIMITS	P				P																								
PUP# 12	WITHIN NORMAL LIMITS	P				P																								
PUP# 13	WITHIN NORMAL LIMITS	P				P			P						P							P								P
2558 PUP# 1	WITHIN NORMAL LIMITS	P				P			P						P							P								P
PUP# 2	WITHIN NORMAL LIMITS	P				P			P						P							P								P
PUP# 3	WITHIN NORMAL LIMITS	P				P			P						P							P								P
PUP# 4	WITHIN NORMAL LIMITS	P				P			P						P							P								P
PUP# 5	WITHIN NORMAL LIMITS	P				P			P						P							P								P
PUP# 6	WITHIN NORMAL LIMITS	P				P																								
PUP# 7	WITHIN NORMAL LIMITS	P				P			P						P							P								P
PUP# 8	WITHIN NORMAL LIMITS	P				P			P						P							P								P
PUP# 9	WITHIN NORMAL LIMITS	P				P			P						P							P								P
PUP# 10	WITHIN NORMAL LIMITS	P				P																								
PUP# 11	WITHIN NORMAL LIMITS	P				P																								
PUP# 12	WITHIN NORMAL LIMITS	P				P																								

CODE: 1-SLIGHT 2-MODERATE 3-MARKED P-PRESENT

APPENDIX T - F1 GENERATION

GASOLINE ETBE VAPOR CONDENSATE: A ONE-GENERATION WHOLE-BODY
INHALATION REPRODUCTION TOXICITY STUDY IN RATS

INDIVIDUAL PUP CLINICAL OBSERVATIONS DURING LACTATION

GROUP II 2000 MG/M3

FEMALE#	OBSERVATIONS	DAY OF LACTATION	0	1	2	3	4	5	6	7	8	9	10	11	12	13	14	15	16	17	18	19	20	21	22	23	24	25	26	27	28
2558 PUP# 13	WITHIN NORMAL LIMITS		P				P			P						P						P						P			P
PUP# 14	WITHIN NORMAL LIMITS		P				P			P						P						P						P			P
2560 PUP# 1	WITHIN NORMAL LIMITS		P				P			P						P						P						P			P
PUP# 2	WITHIN NORMAL LIMITS		P				P			P						P						P						P			P
PUP# 3	WITHIN NORMAL LIMITS		P				P			P						P						P						P			P
PUP# 4	WITHIN NORMAL LIMITS		P				P																								
PUP# 5	WITHIN NORMAL LIMITS		P				P			P						P						P						P			P
PUP# 6	WITHIN NORMAL LIMITS		P				P																								
PUP# 7	WITHIN NORMAL LIMITS		P				P			P						P						P						P			P
PUP# 8	WITHIN NORMAL LIMITS		P				P																								
PUP# 9	WITHIN NORMAL LIMITS		P				P			P						P						P						P			P
PUP# 10	WITHIN NORMAL LIMITS		P				P			P						P						P						P			P
PUP# 11	WITHIN NORMAL LIMITS		P				P			P						P						P						P			P
PUP# 12	WITHIN NORMAL LIMITS		P				P			P						P						P						P			P
PUP# 13	WITHIN NORMAL LIMITS		P				P																								
PUP# 14	WITHIN NORMAL LIMITS		P				P			P						P						P						P			P
PUP# 15	WITHIN NORMAL LIMITS		P				P																								
2561 PUP# 3	WITHIN NORMAL LIMITS		P				P			P						P						P						P			P
PUP# 4	WITHIN NORMAL LIMITS		P				P			P						P						P						P			P
PUP# 5	WITHIN NORMAL LIMITS		P				P			P						P						P						P			P
PUP# 6	WITHIN NORMAL LIMITS		P				P			P						P						P						P			P
PUP# 7	WITHIN NORMAL LIMITS		P				P																								
PUP# 8	WITHIN NORMAL LIMITS		P																												
PUP# 9	WITHIN NORMAL LIMITS		P				P			P						P						P						P			P
PUP# 10	WITHIN NORMAL LIMITS		P				P			P						P						P						P			P
PUP# 11	WITHIN NORMAL LIMITS		P				P			P						P						P						P			P
PUP# 12	WITHIN NORMAL LIMITS		P				P			P						P						P						P			P
PUP# 13	WITHIN NORMAL LIMITS		P				P			P						P						P						P			P
PUP# 14	WITHIN NORMAL LIMITS		P				P			P						P						P						P			P
PUP# 15	WITHIN NORMAL LIMITS		P																												

CODE: 1-SLIGHT 2-MODERATE 3-MARKED P-PRESENT

APPENDIX T - F1 GENERATION

GASOLINE ETBE VAPOR CONDENSATE: A ONE-GENERATION WHOLE-BODY
INHALATION REPRODUCTION TOXICITY STUDY IN RATS

INDIVIDUAL PUP CLINICAL OBSERVATIONS DURING LACTATION

GROUP II 2000 MG/M3

FEMALE#	OBSERVATIONS	DAY OF LACTATION 0	1	2	3	4	5	6	7	8	9	10	11	12	13	14	15	16	17	18	19	20	21	22	23	24	25	26	27	28
2562 PUP# 3	WITHIN NORMAL LIMITS	P				P			P						P									P						P
PUP# 4	WITHIN NORMAL LIMITS	P				P			P						P									P						P
PUP# 5	WITHIN NORMAL LIMITS	P				P			P						P									P						P
PUP# 6	WITHIN NORMAL LIMITS	P				P			P						P									P						P
PUP# 7	WITHIN NORMAL LIMITS	P				P			P						P									P						P
PUP# 8	WITHIN NORMAL LIMITS	P				P			P						P									P						P
PUP# 9	WITHIN NORMAL LIMITS	P				P			P						P									P						P
PUP# 10	WITHIN NORMAL LIMITS	P				P			P						P									P						P
PUP# 11	WITHIN NORMAL LIMITS	P				P			P						P									P						P
PUP# 12	WITHIN NORMAL LIMITS	P				P			P						P									P						P
2563 PUP# 1	WITHIN NORMAL LIMITS	P				P			P						P									P						P
PUP# 2	WITHIN NORMAL LIMITS	P				P			P						P									P						P
PUP# 3	WITHIN NORMAL LIMITS	P				P			P						P									P						P
PUP# 4	WITHIN NORMAL LIMITS	P				P			P						P									P						P
PUP# 5	WITHIN NORMAL LIMITS	P				P			P						P									P						P
PUP# 6	WITHIN NORMAL LIMITS	P				P			P						P									P						P
PUP# 7	WITHIN NORMAL LIMITS	P				P			P						P									P						P
PUP# 8	WITHIN NORMAL LIMITS	P				P																								
PUP# 9	WITHIN NORMAL LIMITS	P				P			P						P									P						P
PUP# 10	WITHIN NORMAL LIMITS	P				P																								
PUP# 11	WITHIN NORMAL LIMITS	P				P																								
PUP# 12	WITHIN NORMAL LIMITS	P				P			P						P									P						P
PUP# 13	WITHIN NORMAL LIMITS	P				P			P						P									P						P
2564 PUP# 1	WITHIN NORMAL LIMITS	P				P																								
PUP# 2	WITHIN NORMAL LIMITS	P				P																								
PUP# 3	WITHIN NORMAL LIMITS	P				P			P						P									P						P
PUP# 4	WITHIN NORMAL LIMITS	P				P																								
PUP# 5	WITHIN NORMAL LIMITS	P				P			P						P									P						P
PUP# 6	WITHIN NORMAL LIMITS	P				P			P						P									P						P
PUP# 7	WITHIN NORMAL LIMITS	P				P			P						P									P						P
PUP# 8	WITHIN NORMAL LIMITS	P				P			P						P									P						P

CODE: 1-SLIGHT 2-MODERATE 3-MARKED P-PRESENT

APPENDIX T - F1 GENERATION

GASOLINE ETBE VAPOR CONDENSATE: A ONE-GENERATION WHOLE-BODY
INHALATION REPRODUCTION TOXICITY STUDY IN RATS

INDIVIDUAL PUP CLINICAL OBSERVATIONS DURING LACTATION

GROUP II 2000 MG/M3

FEMALE#	OBSERVATIONS	DAY OF LACTATION 0	1	2	3	4	5	6	7	8	9	10	11	12	13	14	15	16	17	18	19	20	21	22	23	24	25	26	27	28
2564 PUP# 9	WITHIN NORMAL LIMITS	P				P			P							P						P						P		
PUP# 10	WITHIN NORMAL LIMITS	P				P																								
PUP# 11	WITHIN NORMAL LIMITS	P				P			P							P						P						P		
PUP# 12	WITHIN NORMAL LIMITS	P				P																								
PUP# 13	WITHIN NORMAL LIMITS	P				P			P							P						P						P		
PUP# 14	WITHIN NORMAL LIMITS	P				P			P							P						P						P		
PUP# 15	WITHIN NORMAL LIMITS	P				P			P							P						P						P		
2565 PUP# 1	WITHIN NORMAL LIMITS	P				P																								
PUP# 2	WITHIN NORMAL LIMITS	P				P			P							P						P						P		
PUP# 3	WITHIN NORMAL LIMITS	P				P			P							P						P						P		
PUP# 4	WITHIN NORMAL LIMITS	P				P			P							P						P						P		
PUP# 5	WITHIN NORMAL LIMITS	P				P			P							P						P						P		
PUP# 6	WITHIN NORMAL LIMITS	P				P			P							P						P						P		
PUP# 7	WITHIN NORMAL LIMITS	P				P																								
PUP# 8	WITHIN NORMAL LIMITS	P				P																								
PUP# 9	WITHIN NORMAL LIMITS	P				P			P							P						P						P		
PUP# 10	WITHIN NORMAL LIMITS	P				P			P							P						P						P		
PUP# 11	WITHIN NORMAL LIMITS	P				P			P							P						P						P		
PUP# 12	WITHIN NORMAL LIMITS	P				P			P							P						P						P		
PUP# 13	WITHIN NORMAL LIMITS	P				P			P							P						P						P		
2566 PUP# 1	WITHIN NORMAL LIMITS	P				P			P							P						P						P		
PUP# 2	WITHIN NORMAL LIMITS	P				P			P							P						P						P		
PUP# 3	WITHIN NORMAL LIMITS	P				P																								
PUP# 4	WITHIN NORMAL LIMITS	P				P			P							P						P						P		
PUP# 5	WITHIN NORMAL LIMITS	P				P			P							P						P						P		
PUP# 6	WITHIN NORMAL LIMITS	P				P			P							P						P						P		
PUP# 7	WITHIN NORMAL LIMITS	P				P			P							P						P						P		
PUP# 8	WITHIN NORMAL LIMITS	P				P																								
PUP# 9	WITHIN NORMAL LIMITS	P				P			P							P						P						P		
PUP# 10	WITHIN NORMAL LIMITS	P				P			P							P						P						P		
PUP# 11	WITHIN NORMAL LIMITS	P				P			P							P						P						P		

CODE: 1-SLIGHT 2-MODERATE 3-MARKED P-PRESENT

APPENDIX T - F1 GENERATION

GASOLINE ETBE VAPOR CONDENSATE: A ONE-GENERATION WHOLE-BODY
INHALATION REPRODUCTION TOXICITY STUDY IN RATS

INDIVIDUAL PUP CLINICAL OBSERVATIONS DURING LACTATION

GROUP II 2000 MG/M3

FEMALE#	OBSERVATIONS	DAY OF LACTATION 0	1	2	3	4	5	6	7	8	9	10	11	12	13	14	15	16	17	18	19	20	21	22	23	24	25	26	27	28
2566 PUP# 12	WITHIN NORMAL LIMITS	P				P			P							P								P						P
2567 PUP# 1	WITHIN NORMAL LIMITS	P				P			P							P								P						P
PUP# 2	WITHIN NORMAL LIMITS	P				P			P							P								P						P
PUP# 3	WITHIN NORMAL LIMITS	P				P			P							P								P						P
PUP# 4	WITHIN NORMAL LIMITS	P				P			P							P								P						P
PUP# 5	WITHIN NORMAL LIMITS	P				P																								
PUP# 6	WITHIN NORMAL LIMITS	P				P																								
PUP# 7	WITHIN NORMAL LIMITS	P				P			P							P								P						P
PUP# 8	WITHIN NORMAL LIMITS	P				P																								
PUP# 9	WITHIN NORMAL LIMITS	P				P			P							P								P						P
PUP# 10	WITHIN NORMAL LIMITS	P				P																								
PUP# 11	WITHIN NORMAL LIMITS	P				P			P							P								P						P
PUP# 12	WITHIN NORMAL LIMITS	P				P			P							P								P						P
PUP# 13	WITHIN NORMAL LIMITS	P				P																								
PUP# 14	WITHIN NORMAL LIMITS	P				P			P							P								P						P
PUP# 15	WITHIN NORMAL LIMITS	P				P			P							P								P						P
2568 PUP# 1	WITHIN NORMAL LIMITS	P				P			P							P								P						P
PUP# 2	WITHIN NORMAL LIMITS	P				P																								
PUP# 3	WITHIN NORMAL LIMITS	P				P			P							P								P						P
PUP# 4	WITHIN NORMAL LIMITS	P																												
PUP# 5	WITHIN NORMAL LIMITS	P				P																								
PUP# 6	WITHIN NORMAL LIMITS	P				P			P							P								P						P
PUP# 7	WITHIN NORMAL LIMITS	P				P																								
PUP# 8	WITHIN NORMAL LIMITS	P				P			P							P								P						P
PUP# 9	WITHIN NORMAL LIMITS	P				P			P							P								P						P
PUP# 10	WITHIN NORMAL LIMITS	P																												
PUP# 11	WITHIN NORMAL LIMITS	P				P																								
PUP# 12	WITHIN NORMAL LIMITS	P				P			P							P								P						P
PUP# 13	WITHIN NORMAL LIMITS	P				P			P							P								P						P
PUP# 14	WITHIN NORMAL LIMITS	P				P			P							P								P						P
PUP# 15	WITHIN NORMAL LIMITS	P				P			P							P								P						P

CODE: 1-SLIGHT 2-MODERATE 3-MARKED P-PRESENT

APPENDIX T - F1 GENERATION

GASOLINE ETBE VAPOR CONDENSATE: A ONE-GENERATION WHOLE-BODY
INHALATION REPRODUCTION TOXICITY STUDY IN RATS

INDIVIDUAL PUP CLINICAL OBSERVATIONS DURING LACTATION

GROUP II 2000 MG/M3

FEMALE#	OBSERVATIONS	DAY OF LACTATION	0	1	2	3	4	5	6	7	8	9	10	11	12	13	14	15	16	17	18	19	20	21	22	23	24	25	26	27	28
2568 PUP# 16	WITHIN NORMAL LIMITS		P				P			P						P						P						P			
2569 PUP# 1	WITHIN NORMAL LIMITS		P																												
PUP# 2	WITHIN NORMAL LIMITS		P				P																								
PUP# 3	WITHIN NORMAL LIMITS		P				P																								
PUP# 4	WITHIN NORMAL LIMITS		P				P			P						P						P						P			
PUP# 5	WITHIN NORMAL LIMITS		P				P			P						P						P						P			
PUP# 6	WITHIN NORMAL LIMITS		P				P																								
PUP# 7	WITHIN NORMAL LIMITS		P				P																								
PUP# 8	WITHIN NORMAL LIMITS		P				P			P						P						P						P			
PUP# 9	WITHIN NORMAL LIMITS		P				P			P						P						P						P			
PUP# 10	WITHIN NORMAL LIMITS		P				P			P						P						P						P			
PUP# 11	WITHIN NORMAL LIMITS		P				P			P						P						P						P			
PUP# 12	WITHIN NORMAL LIMITS		P				P			P						P						P						P			
PUP# 13	WITHIN NORMAL LIMITS		P				P			P						P						P						P			
PUP# 14	WITHIN NORMAL LIMITS		P				P			P						P						P						P			
PUP# 15	WITHIN NORMAL LIMITS		P				P			P						P						P						P			
PUP# 16	WITHIN NORMAL LIMITS		P				P																								
2570 PUP# 1	WITHIN NORMAL LIMITS		P				P																								
PUP# 2	WITHIN NORMAL LIMITS		P				P			P						P						P						P			
PUP# 3	WITHIN NORMAL LIMITS		P				P			P						P						P						P			
PUP# 4	WITHIN NORMAL LIMITS		P				P			P						P						P						P			
PUP# 5	WITHIN NORMAL LIMITS		P				P			P						P						P						P			
PUP# 6	WITHIN NORMAL LIMITS		P				P																								
PUP# 7	WITHIN NORMAL LIMITS		P				P			P						P						P						P			
PUP# 8	WITHIN NORMAL LIMITS		P				P																								
PUP# 9	WITHIN NORMAL LIMITS		P				P																								
PUP# 10	WITHIN NORMAL LIMITS		P				P			P						P						P						P			
PUP# 11	WITHIN NORMAL LIMITS		P				P			P						P						P						P			
PUP# 12	WITHIN NORMAL LIMITS		P				P																								
PUP# 13	WITHIN NORMAL LIMITS		P				P			P						P						P						P			
PUP# 14	WITHIN NORMAL LIMITS		P				P			P						P						P						P			

CODE: 1-SLIGHT 2-MODERATE 3-MARKED P-PRESENT

APPENDIX T - F1 GENERATION

GASOLINE ETBE VAPOR CONDENSATE: A ONE-GENERATION WHOLE-BODY
INHALATION REPRODUCTION TOXICITY STUDY IN RATS

INDIVIDUAL PUP CLINICAL OBSERVATIONS DURING LACTATION

GROUP II 2000 MG/M3

FEMALE#	OBSERVATIONS	DAY OF LACTATION 0	1	2	3	4	5	6	7	8	9	10	11	12	13	14	15	16	17	18	19	20	21	22	23	24	25	26	27	28
2570 PUP# 15	WITHIN NORMAL LIMITS	P				P			P							P								P						P
2571 PUP# 1	WITHIN NORMAL LIMITS	P				P			P							P								P						P
PUP# 2	WITHIN NORMAL LIMITS	P				P			P							P								P						P
PUP# 3	WITHIN NORMAL LIMITS	P				P			P							P								P						P
PUP# 4	WITHIN NORMAL LIMITS	P				P			P							P								P						P
PUP# 5	WITHIN NORMAL LIMITS	P				P			P							P								P						P
PUP# 6	WITHIN NORMAL LIMITS	P				P																								
PUP# 7	WITHIN NORMAL LIMITS	P				P			P							P								P						P
PUP# 8	WITHIN NORMAL LIMITS	P				P																								
PUP# 9	WITHIN NORMAL LIMITS	P				P			P							P								P						P
PUP# 10	WITHIN NORMAL LIMITS	P				P																								
PUP# 11	WITHIN NORMAL LIMITS	P				P			P							P								P						P
PUP# 12	WITHIN NORMAL LIMITS	P				P			P							P								P						P
PUP# 13	WITHIN NORMAL LIMITS	P				P			P							P								P						P
2572 PUP# 2	WITHIN NORMAL LIMITS	P				P			P							P								P						P
PUP# 3	WITHIN NORMAL LIMITS	P				P			P							P								P						P
PUP# 4	WITHIN NORMAL LIMITS	P				P																								
PUP# 5	WITHIN NORMAL LIMITS	P				P			P							P								P						P
PUP# 6	WITHIN NORMAL LIMITS	P				P			P							P								P						P
PUP# 7	WITHIN NORMAL LIMITS	P				P			P							P								P						P
PUP# 8	WITHIN NORMAL LIMITS	P				P			P							P								P						P
PUP# 10	WITHIN NORMAL LIMITS	P				P			P							P								P						P
PUP# 11	WITHIN NORMAL LIMITS	P				P			P							P								P						P
PUP# 12	WITHIN NORMAL LIMITS	P				P			P							P								P						P
PUP# 9	WITHIN NORMAL LIMITS	P				P			P							P								P						P
2573 PUP# 1	WITHIN NORMAL LIMITS	P				P			P							P								P						P
PUP# 2	WITHIN NORMAL LIMITS	P				P			P							P								P						P
PUP# 3	WITHIN NORMAL LIMITS	P				P																								
PUP# 4	WITHIN NORMAL LIMITS	P				P																								
PUP# 5	WITHIN NORMAL LIMITS	P				P																								

CODE: 1-SLIGHT 2-MODERATE 3-MARKED P-PRESENT

APPENDIX T - F1 GENERATION

GASOLINE ETBE VAPOR CONDENSATE: A ONE-GENERATION WHOLE-BODY
INHALATION REPRODUCTION TOXICITY STUDY IN RATS

INDIVIDUAL PUP CLINICAL OBSERVATIONS DURING LACTATION

GROUP II 2000 MG/M3

FEMALE#	OBSERVATIONS	DAY OF LACTATION	0	1	2	3	4	5	6	7	8	9	10	11	12	13	14	15	16	17	18	19	20	21	22	23	24	25	26	27	28
2573 PUP# 6	WITHIN NORMAL LIMITS		P				P			P						P						P						P			P
PUP# 7	WITHIN NORMAL LIMITS		P				P			P						P						P						P			P
PUP# 8	WITHIN NORMAL LIMITS		P				P			P						P						P						P			P
PUP# 9	WITHIN NORMAL LIMITS		P				P																								
PUP# 10	WITHIN NORMAL LIMITS		P				P			P						P						P						P			P
PUP# 11	WITHIN NORMAL LIMITS		P				P																								
PUP# 12	WITHIN NORMAL LIMITS		P				P			P						P						P						P			P
PUP# 13	WITHIN NORMAL LIMITS		P				P																								
PUP# 14	WITHIN NORMAL LIMITS		P				P			P						P						P						P			P
PUP# 15	WITHIN NORMAL LIMITS		P				P			P						P						P						P			P
PUP# 16	WITHIN NORMAL LIMITS		P				P			P						P						P						P			P
2574 PUP# 1	WITHIN NORMAL LIMITS		P				P			P						P						P						P			P
PUP# 2	WITHIN NORMAL LIMITS		P				P			P						P						P						P			P
PUP# 3	WITHIN NORMAL LIMITS		P				P																								
PUP# 4	WITHIN NORMAL LIMITS		P				P			P						P						P						P			P
PUP# 5	WITHIN NORMAL LIMITS		P				P			P						P						P						P			P
PUP# 6	WITHIN NORMAL LIMITS		P				P			P						P						P						P			P
PUP# 7	WITHIN NORMAL LIMITS		P				P																								
PUP# 8	WITHIN NORMAL LIMITS		P				P																								
PUP# 9	WITHIN NORMAL LIMITS		P				P																								
PUP# 10	WITHIN NORMAL LIMITS		P				P			P						P						P						P			P
PUP# 11	WITHIN NORMAL LIMITS		P				P			P						P						P						P			P
PUP# 12	WITHIN NORMAL LIMITS		P				P			P						P						P						P			P
PUP# 13	WITHIN NORMAL LIMITS		P				P			P						P						P						P			P
PUP# 14	WITHIN NORMAL LIMITS		P				P			P						P						P						P			P
PUP# 15	WITHIN NORMAL LIMITS		P				P																								
2575 PUP# 1	WITHIN NORMAL LIMITS		P				P			P						P						P						P			P
PUP# 2	WITHIN NORMAL LIMITS		P				P			P						P						P						P			P
PUP# 3	WITHIN NORMAL LIMITS		P				P			P						P						P						P			P
PUP# 4	WITHIN NORMAL LIMITS		P				P			P						P						P						P			P
PUP# 5	WITHIN NORMAL LIMITS		P				P																								

CODE: 1-SLIGHT 2-MODERATE 3-MARKED P-PRESENT

APPENDIX T - F1 GENERATION

GASOLINE ETBE VAPOR CONDENSATE: A ONE-GENERATION WHOLE-BODY
INHALATION REPRODUCTION TOXICITY STUDY IN RATS

INDIVIDUAL PUP CLINICAL OBSERVATIONS DURING LACTATION

GROUP II 2000 MG/M3

FEMALE#	OBSERVATIONS	DAY OF LACTATION	0	1	2	3	4	5	6	7	8	9	10	11	12	13	14	15	16	17	18	19	20	21	22	23	24	25	26	27	28
2575	PUP# 6	WITHIN NORMAL LIMITS	P				P			P						P						P						P			P
	PUP# 7	WITHIN NORMAL LIMITS	P				P																								
	PUP# 8	WITHIN NORMAL LIMITS	P				P																								
	PUP# 9	WITHIN NORMAL LIMITS	P				P			P						P						P						P			P
	PUP# 10	WITHIN NORMAL LIMITS	P				P			P						P						P						P			P
	PUP# 11	WITHIN NORMAL LIMITS	P				P			P						P						P						P			P
	PUP# 12	WITHIN NORMAL LIMITS	P				P			P						P						P						P			P
	PUP# 13	WITHIN NORMAL LIMITS	P				P			P						P						P						P			P
2576	PUP# 1	WITHIN NORMAL LIMITS	P				P			P						P						P						P			P
	PUP# 2	WITHIN NORMAL LIMITS	P				P			P						P						P						P			P
	PUP# 3	WITHIN NORMAL LIMITS	P				P			P						P						P						P			P
	PUP# 4	WITHIN NORMAL LIMITS	P				P																								
	PUP# 5	WITHIN NORMAL LIMITS	P				P																								
	PUP# 6	WITHIN NORMAL LIMITS	P				P																								
	PUP# 7	WITHIN NORMAL LIMITS	P				P																								
	PUP# 8	WITHIN NORMAL LIMITS	P				P			P						P						P						P			P
	PUP# 9	WITHIN NORMAL LIMITS	P				P			P						P						P						P			P
	PUP# 10	WITHIN NORMAL LIMITS	P				P			P						P						P						P			P
	PUP# 11	WITHIN NORMAL LIMITS	P				P			P						P						P						P			P
	PUP# 12	WITHIN NORMAL LIMITS	P				P			P						P						P						P			P
	PUP# 13	WITHIN NORMAL LIMITS	P				P			P						P						P						P			P
	PUP# 14	WITHIN NORMAL LIMITS	P				P			P						P						P						P			P

CODE: 1-SLIGHT 2-MODERATE 3-MARKED P-PRESENT

APPENDIX T - F1 GENERATION

GASOLINE ETBE VAPOR CONDENSATE: A ONE-GENERATION WHOLE-BODY
INHALATION REPRODUCTION TOXICITY STUDY IN RATS

INDIVIDUAL PUP CLINICAL OBSERVATIONS DURING LACTATION

GROUP III 10000 MG/M3

FEMALE#	OBSERVATIONS	DAY OF LACTATION 0	1	2	3	4	5	6	7	8	9	10	11	12	13	14	15	16	17	18	19	20	21	22	23	24	25	26	27	28
3551 PUP# 1	WITHIN NORMAL LIMITS	P				P			P							P										P				P
PUP# 2	WITHIN NORMAL LIMITS	P				P			P							P										P				P
PUP# 3	WITHIN NORMAL LIMITS	P				P			P							P										P				P
PUP# 4	WITHIN NORMAL LIMITS	P				P			P							P										P				P
PUP# 5	WITHIN NORMAL LIMITS	P				P			P							P										P				P
PUP# 6	WITHIN NORMAL LIMITS	P				P			P							P										P				P
PUP# 7	WITHIN NORMAL LIMITS	P				P			P							P										P				P
PUP# 8	WITHIN NORMAL LIMITS	P				P			P							P										P				P
PUP# 9	WITHIN NORMAL LIMITS	P				P																								
PUP# 10	WITHIN NORMAL LIMITS	P				P			P							P										P				P
PUP# 11	WITHIN NORMAL LIMITS	P				P			P							P										P				P
3552 PUP# 1	WITHIN NORMAL LIMITS	P				P			P							P										P				P
PUP# 2	WITHIN NORMAL LIMITS	P				P			P							P										P				P
PUP# 3	WITHIN NORMAL LIMITS	P				P																								
PUP# 4	WITHIN NORMAL LIMITS	P				P			P							P										P				P
PUP# 5	WITHIN NORMAL LIMITS	P				P			P							P										P				P
PUP# 6	WITHIN NORMAL LIMITS	P				P			P							P										P				P
PUP# 7	WITHIN NORMAL LIMITS	P				P																								
PUP# 8	WITHIN NORMAL LIMITS	P				P																								
PUP# 9	WITHIN NORMAL LIMITS	P				P																								
PUP# 10	WITHIN NORMAL LIMITS	P				P			P							P										P				P
PUP# 11	WITHIN NORMAL LIMITS	P				P			P							P										P				P
PUP# 12	WITHIN NORMAL LIMITS	P				P			P							P										P				P
PUP# 13	WITHIN NORMAL LIMITS	P				P			P							P										P				P
PUP# 14	WITHIN NORMAL LIMITS	P				P			P							P										P				P
3553 PUP# 1	WITHIN NORMAL LIMITS	P				P			P							P										P				P
PUP# 2	WITHIN NORMAL LIMITS	P				P																								
PUP# 3	WITHIN NORMAL LIMITS	P				P			P							P										P				P
PUP# 4	WITHIN NORMAL LIMITS	P				P			P							P										P				P
PUP# 5	WITHIN NORMAL LIMITS	P				P			P							P										P				P
PUP# 6	WITHIN NORMAL LIMITS	P				P			P							P										P				P

CODE: 1-SLIGHT 2-MODERATE 3-MARKED P-PRESENT

APPENDIX T - F1 GENERATION

GASOLINE ETBE VAPOR CONDENSATE: A ONE-GENERATION WHOLE-BODY
INHALATION REPRODUCTION TOXICITY STUDY IN RATS

INDIVIDUAL PUP CLINICAL OBSERVATIONS DURING LACTATION

GROUP III 10000 MG/M3

FEMALE#	OBSERVATIONS	DAY OF LACTATION	0	1	2	3	4	5	6	7	8	9	10	11	12	13	14	15	16	17	18	19	20	21	22	23	24	25	26	27	28
3553 PUP# 7	WITHIN NORMAL LIMITS		P				P																								
PUP# 8	WITHIN NORMAL LIMITS		P				P			P						P						P						P			
PUP# 9	WITHIN NORMAL LIMITS		P				P			P						P						P						P			
PUP# 10	WITHIN NORMAL LIMITS		P				P			P						P						P						P			
PUP# 11	WITHIN NORMAL LIMITS		P				P			P						P						P						P			
PUP# 12	WITHIN NORMAL LIMITS		P				P			P						P						P						P			
PUP# 13	WITHIN NORMAL LIMITS		P				P																								
PUP# 14	WITHIN NORMAL LIMITS		P				P																								
3554 PUP# 1	WITHIN NORMAL LIMITS		P				P			P						P						P						P			
PUP# 2	WITHIN NORMAL LIMITS		P				P																								
PUP# 3	WITHIN NORMAL LIMITS		P				P																								
PUP# 4	WITHIN NORMAL LIMITS		P				P			P						P						P						P			
PUP# 5	WITHIN NORMAL LIMITS		P				P			P						P						P						P			
PUP# 6	WITHIN NORMAL LIMITS		P				P			P						P						P						P			
PUP# 7	WITHIN NORMAL LIMITS		P				P			P						P						P						P			
PUP# 8	WITHIN NORMAL LIMITS		P				P																								
PUP# 9	WITHIN NORMAL LIMITS		P				P			P						P						P						P			
PUP# 10	WITHIN NORMAL LIMITS		P				P			P						P						P						P			
PUP# 11	WITHIN NORMAL LIMITS		P				P			P						P						P						P			
PUP# 12	WITHIN NORMAL LIMITS		P				P			P						P						P						P			
PUP# 13	WITHIN NORMAL LIMITS		P				P			P						P						P						P			
3555 PUP# 1	WITHIN NORMAL LIMITS		P				P			P						P						P						P			
PUP# 2	WITHIN NORMAL LIMITS		P				P			P						P						P						P			
PUP# 3	WITHIN NORMAL LIMITS		P				P																								
PUP# 4	WITHIN NORMAL LIMITS		P				P			P						P															
PUP# 5	WITHIN NORMAL LIMITS		P				P			P						P						P						P			
PUP# 6	WITHIN NORMAL LIMITS		P				P			P						P						P						P			
PUP# 7	WITHIN NORMAL LIMITS		P				P			P						P						P						P			
PUP# 8	WITHIN NORMAL LIMITS		P				P			P						P						P						P			
PUP# 9	WITHIN NORMAL LIMITS		P				P			P						P						P						P			
PUP# 10	WITHIN NORMAL LIMITS		P				P																								

CODE: 1-SLIGHT 2-MODERATE 3-MARKED P-PRESENT

APPENDIX T - F1 GENERATION

GASOLINE ETBE VAPOR CONDENSATE: A ONE-GENERATION WHOLE-BODY
INHALATION REPRODUCTION TOXICITY STUDY IN RATS

INDIVIDUAL PUP CLINICAL OBSERVATIONS DURING LACTATION

GROUP III 10000 MG/M3

FEMALE#	OBSERVATIONS	DAY OF LACTATION 0	1	2	3	4	5	6	7	8	9	10	11	12	13	14	15	16	17	18	19	20	21	22	23	24	25	26	27	28
3555 PUP# 11	WITHIN NORMAL LIMITS	P				P			P						P						P						P			P
PUP# 12	WITHIN NORMAL LIMITS	P				P			P						P						P						P			P
3556 PUP# 1	WITHIN NORMAL LIMITS	P				P			P						P						P						P			P
PUP# 2	WITHIN NORMAL LIMITS	P				P			P						P						P						P			P
PUP# 3	WITHIN NORMAL LIMITS	P				P			P						P						P						P			P
3557 PUP# 1	WITHIN NORMAL LIMITS	P				P																								
PUP# 2	WITHIN NORMAL LIMITS	P				P																								
PUP# 3	WITHIN NORMAL LIMITS	P				P			P						P						P						P			P
PUP# 4	WITHIN NORMAL LIMITS	P				P			P						P						P						P			P
PUP# 5	WITHIN NORMAL LIMITS	P				P																								
PUP# 6	WITHIN NORMAL LIMITS	P				P			P						P						P						P			P
PUP# 7	WITHIN NORMAL LIMITS	P				P			P						P						P						P			P
PUP# 8	WITHIN NORMAL LIMITS	P				P			P						P						P						P			P
PUP# 9	WITHIN NORMAL LIMITS	P				P			P						P						P						P			P
PUP# 10	WITHIN NORMAL LIMITS	P				P			P						P						P						P			P
PUP# 11	WITHIN NORMAL LIMITS	P				P			P						P						P						P			P
PUP# 12	WITHIN NORMAL LIMITS	P				P			P						P						P						P			P
PUP# 13	WITHIN NORMAL LIMITS	P				P			P						P						P						P			P
PUP# 14	WITHIN NORMAL LIMITS	P				P																								
3558 PUP# 3	WITHIN NORMAL LIMITS	P				P			P						P						P						P			P
PUP# 4	WITHIN NORMAL LIMITS	P				P																								
PUP# 5	WITHIN NORMAL LIMITS	P				P			P						P						P						P			P
PUP# 6	WITHIN NORMAL LIMITS	P				P			P						P						P						P			P
PUP# 7	WITHIN NORMAL LIMITS	P				P			P						P						P						P			P
PUP# 8	WITHIN NORMAL LIMITS	P				P			P						P						P						P			P
PUP# 9	WITHIN NORMAL LIMITS	P				P			P						P						P						P			P
PUP# 10	WITHIN NORMAL LIMITS	P				P			P						P						P						P			P
PUP# 11	WITHIN NORMAL LIMITS	P				P																								
PUP# 12	WITHIN NORMAL LIMITS	P				P			P						P						P						P			P
PUP# 13	WITHIN NORMAL LIMITS	P				P			P						P						P						P			P

CODE: 1-SLIGHT 2-MODERATE 3-MARKED P-PRESENT

APPENDIX T - F1 GENERATION

GASOLINE ETBE VAPOR CONDENSATE: A ONE-GENERATION WHOLE-BODY
INHALATION REPRODUCTION TOXICITY STUDY IN RATS

INDIVIDUAL PUP CLINICAL OBSERVATIONS DURING LACTATION

GROUP III 10000 MG/M3

FEMALE#	OBSERVATIONS	DAY OF LACTATION	0	1	2	3	4	5	6	7	8	9	10	11	12	13	14	15	16	17	18	19	20	21	22	23	24	25	26	27	28
3558 PUP# 14	WITHIN NORMAL LIMITS		P				P																								
PUP# 15	WITHIN NORMAL LIMITS		P				P			P						P						P						P			
3559 PUP# 1	WITHIN NORMAL LIMITS		P				P																								
PUP# 2	WITHIN NORMAL LIMITS		P				P			P						P						P						P			
PUP# 3	WITHIN NORMAL LIMITS		P				P			P						P						P						P			
PUP# 4	WITHIN NORMAL LIMITS		P				P																								
PUP# 5	WITHIN NORMAL LIMITS		P				P																								
PUP# 6	WITHIN NORMAL LIMITS		P				P			P						P						P						P			
PUP# 7	WITHIN NORMAL LIMITS		P				P			P						P						P						P			
PUP# 8	WITHIN NORMAL LIMITS		P				P			P						P						P						P			
PUP# 10	WITHIN NORMAL LIMITS		P				P																								
PUP# 11	WITHIN NORMAL LIMITS		P				P			P						P						P						P			
PUP# 12	WITHIN NORMAL LIMITS		P				P			P						P						P						P			
PUP# 13	WITHIN NORMAL LIMITS		P				P			P						P						P						P			
PUP# 14	WITHIN NORMAL LIMITS		P				P			P						P						P						P			
PUP# 9	WITHIN NORMAL LIMITS						P			P						P						P						P			
PUP# 9	LACERATION MID-ABDOMEN		P																												
3560 PUP# 1	WITHIN NORMAL LIMITS		P				P			P						P						P						P			
PUP# 2	WITHIN NORMAL LIMITS		P				P																								
PUP# 3	WITHIN NORMAL LIMITS		P				P			P						P						P						P			
PUP# 4	WITHIN NORMAL LIMITS		P				P			P						P						P						P			
PUP# 5	WITHIN NORMAL LIMITS		P				P			P						P						P						P			
PUP# 6	WITHIN NORMAL LIMITS		P				P																								
PUP# 7	WITHIN NORMAL LIMITS		P				P			P						P						P						P			
PUP# 8	WITHIN NORMAL LIMITS		P				P			P						P						P						P			
PUP# 9	WITHIN NORMAL LIMITS		P				P																								
PUP# 10	WITHIN NORMAL LIMITS		P				P																								
PUP# 11	WITHIN NORMAL LIMITS		P				P			P						P						P						P			
PUP# 12	WITHIN NORMAL LIMITS		P				P																								
PUP# 13	WITHIN NORMAL LIMITS		P				P			P						P						P						P			
PUP# 14	WITHIN NORMAL LIMITS		P				P			P						P						P						P			

CODE: 1-SLIGHT 2-MODERATE 3-MARKED P-PRESENT

APPENDIX T - F1 GENERATION

GASOLINE ETBE VAPOR CONDENSATE: A ONE-GENERATION WHOLE-BODY
INHALATION REPRODUCTION TOXICITY STUDY IN RATS

INDIVIDUAL PUP CLINICAL OBSERVATIONS DURING LACTATION

GROUP III 10000 MG/M3

FEMALE#	OBSERVATIONS	DAY OF LACTATION 0	1	2	3	4	5	6	7	8	9	10	11	12	13	14	15	16	17	18	19	20	21	22	23	24	25	26	27	28
3560 PUP# 15	WITHIN NORMAL LIMITS	P				P			P							P								P						P
PUP# 16	WITHIN NORMAL LIMITS	P				P																								
PUP# 17	WITHIN NORMAL LIMITS	P				P																								
3561 PUP# 1	WITHIN NORMAL LIMITS	P				P			P							P								P						P
PUP# 2	WITHIN NORMAL LIMITS	P				P			P							P								P						P
PUP# 3	WITHIN NORMAL LIMITS	P				P			P							P								P						P
PUP# 4	WITHIN NORMAL LIMITS	P				P																								
PUP# 5	WITHIN NORMAL LIMITS	P				P			P							P								P						P
PUP# 6	WITHIN NORMAL LIMITS	P				P																								
PUP# 7	WITHIN NORMAL LIMITS	P				P																								
PUP# 8	WITHIN NORMAL LIMITS	P				P																								
PUP# 9	WITHIN NORMAL LIMITS	P				P																								
PUP# 10	WITHIN NORMAL LIMITS	P				P																								
PUP# 11	WITHIN NORMAL LIMITS	P				P			P							P								P						P
PUP# 12	WITHIN NORMAL LIMITS	P				P			P							P								P						P
PUP# 13	WITHIN NORMAL LIMITS	P				P			P							P								P						P
PUP# 14	WITHIN NORMAL LIMITS	P				P			P							P								P						P
PUP# 15	WITHIN NORMAL LIMITS	P				P			P							P								P						P
PUP# 16	WITHIN NORMAL LIMITS	P				P			P							P								P						P
3562 PUP# 1	WITHIN NORMAL LIMITS	P				P																								
PUP# 2	WITHIN NORMAL LIMITS	P				P			P							P								P						P
PUP# 3	WITHIN NORMAL LIMITS	P				P			P							P								P						P
PUP# 4	WITHIN NORMAL LIMITS	P				P			P							P								P						P
PUP# 5	WITHIN NORMAL LIMITS	P				P			P							P								P						P
PUP# 6	WITHIN NORMAL LIMITS	P				P			P							P								P						P
PUP# 7	WITHIN NORMAL LIMITS	P				P			P							P								P						P
PUP# 8	WITHIN NORMAL LIMITS	P				P			P							P								P						P
PUP# 9	WITHIN NORMAL LIMITS	P				P			P							P								P						P
PUP# 10	WITHIN NORMAL LIMITS	P				P			P							P								P						P
PUP# 11	WITHIN NORMAL LIMITS	P				P			P							P								P						P
PUP# 12	WITHIN NORMAL LIMITS	P				P																								

CODE: 1-SLIGHT 2-MODERATE 3-MARKED P-PRESENT

APPENDIX T - F1 GENERATION

GASOLINE ETBE VAPOR CONDENSATE: A ONE-GENERATION WHOLE-BODY
INHALATION REPRODUCTION TOXICITY STUDY IN RATS

INDIVIDUAL PUP CLINICAL OBSERVATIONS DURING LACTATION

GROUP III 10000 MG/M3

FEMALE#	OBSERVATIONS	DAY OF LACTATION	0	1	2	3	4	5	6	7	8	9	10	11	12	13	14	15	16	17	18	19	20	21	22	23	24	25	26	27	28
3563 PUP# 1	WITHIN NORMAL LIMITS		P																												
PUP# 2	WITHIN NORMAL LIMITS		P				P			P						P						P						P			
PUP# 3	WITHIN NORMAL LIMITS		P				P			P						P						P						P			
PUP# 4	WITHIN NORMAL LIMITS		P				P			P						P						P						P			
PUP# 5	WITHIN NORMAL LIMITS		P				P			P						P						P						P			
PUP# 6	WITHIN NORMAL LIMITS		P				P			P						P						P						P			
PUP# 7	WITHIN NORMAL LIMITS		P				P			P						P						P									
PUP# 8	WITHIN NORMAL LIMITS		P				P			P						P						P						P			
PUP# 9	WITHIN NORMAL LIMITS		P				P			P						P						P						P			
PUP# 10	WITHIN NORMAL LIMITS		P				P			P						P						P						P			
PUP# 11	WITHIN NORMAL LIMITS		P				P			P						P						P						P			
3564 PUP# 1	WITHIN NORMAL LIMITS		P				P			P						P						P						P			
PUP# 2	WITHIN NORMAL LIMITS		P				P			P						P						P						P			
PUP# 3	WITHIN NORMAL LIMITS		P				P			P						P						P						P			
PUP# 4	WITHIN NORMAL LIMITS		P				P			P						P						P						P			
PUP# 5	WITHIN NORMAL LIMITS		P				P																								
PUP# 6	WITHIN NORMAL LIMITS		P				P			P						P						P						P			
PUP# 7	WITHIN NORMAL LIMITS		P				P																								
PUP# 8	WITHIN NORMAL LIMITS		P				P			P						P						P						P			
PUP# 9	WITHIN NORMAL LIMITS		P				P			P						P						P						P			
PUP# 10	WITHIN NORMAL LIMITS		P				P			P						P						P						P			
PUP# 11	WITHIN NORMAL LIMITS		P																												
PUP# 12	WITHIN NORMAL LIMITS		P				P																								
PUP# 13	WITHIN NORMAL LIMITS		P				P			P						P						P						P			
PUP# 14	WITHIN NORMAL LIMITS		P				P			P						P						P						P			
3565 PUP# 1	WITHIN NORMAL LIMITS		P				P			P						P						P						P			
PUP# 2	WITHIN NORMAL LIMITS		P				P			P						P						P						P			
PUP# 3	WITHIN NORMAL LIMITS		P				P																								
PUP# 4	WITHIN NORMAL LIMITS		P				P			P						P						P						P			
PUP# 5	WITHIN NORMAL LIMITS		P				P																								
PUP# 6	WITHIN NORMAL LIMITS		P				P			P						P						P						P			

CODE: 1-SLIGHT 2-MODERATE 3-MARKED P-PRESENT

APPENDIX T - F1 GENERATION

GASOLINE ETBE VAPOR CONDENSATE: A ONE-GENERATION WHOLE-BODY
INHALATION REPRODUCTION TOXICITY STUDY IN RATS

INDIVIDUAL PUP CLINICAL OBSERVATIONS DURING LACTATION

GROUP III 10000 MG/M3

FEMALE#	OBSERVATIONS	DAY OF LACTATION 0	1	2	3	4	5	6	7	8	9	10	11	12	13	14	15	16	17	18	19	20	21	22	23	24	25	26	27	28
3565 PUP# 7	WITHIN NORMAL LIMITS	P				P			P						P						P						P			P
PUP# 8	WITHIN NORMAL LIMITS	P				P			P						P						P						P			P
PUP# 9	WITHIN NORMAL LIMITS	P				P			P						P						P						P			P
PUP# 10	WITHIN NORMAL LIMITS	P				P			P						P						P						P			P
PUP# 11	WITHIN NORMAL LIMITS	P				P																								
PUP# 12	WITHIN NORMAL LIMITS	P				P																								
PUP# 13	WITHIN NORMAL LIMITS	P				P			P						P						P						P			P
PUP# 14	WITHIN NORMAL LIMITS	P				P			P						P						P						P			P
PUP# 15	WITHIN NORMAL LIMITS	P				P																								
PUP# 16	WITHIN NORMAL LIMITS	P				P																								
3566 PUP# 1	WITHIN NORMAL LIMITS	P				P			P						P						P						P			P
PUP# 2	WITHIN NORMAL LIMITS	P				P																								
PUP# 3	WITHIN NORMAL LIMITS	P				P			P						P						P						P			P
PUP# 4	WITHIN NORMAL LIMITS	P				P			P						P						P						P			P
PUP# 5	WITHIN NORMAL LIMITS	P				P																								
PUP# 6	WITHIN NORMAL LIMITS	P				P																								
PUP# 7	WITHIN NORMAL LIMITS	P				P			P						P						P						P			P
PUP# 8	WITHIN NORMAL LIMITS	P				P			P						P						P						P			P
PUP# 9	WITHIN NORMAL LIMITS	P				P																								
PUP# 10	WITHIN NORMAL LIMITS	P				P																								
PUP# 11	WITHIN NORMAL LIMITS	P				P																								
PUP# 12	WITHIN NORMAL LIMITS	P				P			P						P						P						P			P
PUP# 13	WITHIN NORMAL LIMITS	P				P			P						P						P						P			P
PUP# 14	WITHIN NORMAL LIMITS	P				P			P						P						P						P			P
PUP# 15	WITHIN NORMAL LIMITS	P				P			P						P						P						P			P
PUP# 16	WITHIN NORMAL LIMITS	P				P			P						P						P						P			P
3567 PUP# 1	WITHIN NORMAL LIMITS	P				P																								
PUP# 2	WITHIN NORMAL LIMITS	P				P			P						P						P						P			P
PUP# 3	WITHIN NORMAL LIMITS	P				P			P						P						P						P			P
PUP# 4	WITHIN NORMAL LIMITS	P				P			P						P						P						P			P
PUP# 5	WITHIN NORMAL LIMITS	P				P			P						P						P						P			P

CODE: 1-SLIGHT 2-MODERATE 3-MARKED P-PRESENT

APPENDIX T - F1 GENERATION

GASOLINE ETBE VAPOR CONDENSATE: A ONE-GENERATION WHOLE-BODY
INHALATION REPRODUCTION TOXICITY STUDY IN RATS

INDIVIDUAL PUP CLINICAL OBSERVATIONS DURING LACTATION

GROUP III 10000 MG/M3

FEMALE#	OBSERVATIONS	DAY OF LACTATION 0	1	2	3	4	5	6	7	8	9	10	11	12	13	14	15	16	17	18	19	20	21	22	23	24	25	26	27	28
3567 PUP# 6	WITHIN NORMAL LIMITS	P				P			P							P								P						P
PUP# 7	WITHIN NORMAL LIMITS	P				P			P							P								P						P
PUP# 8	WITHIN NORMAL LIMITS	P				P			P							P								P						P
PUP# 9	WITHIN NORMAL LIMITS	P				P			P							P								P						P
PUP# 10	WITHIN NORMAL LIMITS	P				P																								
PUP# 11	WITHIN NORMAL LIMITS	P				P			P							P								P						P
PUP# 12	WITHIN NORMAL LIMITS	P				P			P							P								P						P
3568 PUP# 1	WITHIN NORMAL LIMITS	P				P			P							P								P						P
PUP# 2	WITHIN NORMAL LIMITS	P				P			P							P								P						P
PUP# 3	WITHIN NORMAL LIMITS	P				P			P							P								P						P
PUP# 4	WITHIN NORMAL LIMITS	P				P			P							P								P						P
PUP# 5	WITHIN NORMAL LIMITS	P				P			P							P								P						P
PUP# 6	WITHIN NORMAL LIMITS	P				P			P							P								P						P
3569 PUP# 1	WITHIN NORMAL LIMITS	P				P			P							P								P						P
PUP# 2	WITHIN NORMAL LIMITS	P				P			P							P								P						P
PUP# 3	WITHIN NORMAL LIMITS	P				P			P							P								P						P
PUP# 4	WITHIN NORMAL LIMITS	P				P			P							P								P						P
PUP# 5	WITHIN NORMAL LIMITS	P				P																								
PUP# 6	WITHIN NORMAL LIMITS	P				P			P							P								P						P
PUP# 7	WITHIN NORMAL LIMITS	P				P			P							P								P						P
PUP# 8	WITHIN NORMAL LIMITS	P				P			P							P								P						P
PUP# 9	WITHIN NORMAL LIMITS	P				P																								
PUP# 10	WITHIN NORMAL LIMITS	P				P			P							P								P						P
PUP# 11	WITHIN NORMAL LIMITS	P				P			P							P								P						P
PUP# 12	WITHIN NORMAL LIMITS	P				P			P							P								P						P
3570 PUP# 1	WITHIN NORMAL LIMITS	P				P			P							P								P						P
PUP# 2	WITHIN NORMAL LIMITS	P				P																								
PUP# 3	WITHIN NORMAL LIMITS	P				P																								
PUP# 4	WITHIN NORMAL LIMITS	P				P																								
PUP# 5	WITHIN NORMAL LIMITS	P				P			P							P								P						P

CODE: 1-SLIGHT 2-MODERATE 3-MARKED P-PRESENT

APPENDIX T - F1 GENERATION

GASOLINE ETBE VAPOR CONDENSATE: A ONE-GENERATION WHOLE-BODY
INHALATION REPRODUCTION TOXICITY STUDY IN RATS

INDIVIDUAL PUP CLINICAL OBSERVATIONS DURING LACTATION

GROUP III 10000 MG/M3

FEMALE#	OBSERVATIONS	DAY OF LACTATION 0	1	2	3	4	5	6	7	8	9	10	11	12	13	14	15	16	17	18	19	20	21	22	23	24	25	26	27	28
3570 PUP# 6	WITHIN NORMAL LIMITS	P				P			P						P						P						P			P
PUP# 7	WITHIN NORMAL LIMITS	P				P			P						P						P						P			P
PUP# 8	WITHIN NORMAL LIMITS	P				P			P						P						P						P			P
PUP# 9	WITHIN NORMAL LIMITS	P				P			P						P						P						P			P
PUP# 10	WITHIN NORMAL LIMITS	P				P			P						P						P						P			P
PUP# 11	WITHIN NORMAL LIMITS	P				P																								
PUP# 12	WITHIN NORMAL LIMITS	P				P																								
PUP# 13	WITHIN NORMAL LIMITS	P				P			P						P						P						P			P
PUP# 14	WITHIN NORMAL LIMITS	P				P			P						P						P						P			P
PUP# 15	WITHIN NORMAL LIMITS	P				P			P						P						P						P			P
PUP# 16	WITHIN NORMAL LIMITS	P				P																								
3571 PUP# 1	WITHIN NORMAL LIMITS	P				P			P						P						P						P			P
PUP# 2	WITHIN NORMAL LIMITS	P				P			P						P						P						P			P
PUP# 3	WITHIN NORMAL LIMITS	P				P																								
PUP# 4	WITHIN NORMAL LIMITS	P				P																								
PUP# 5	WITHIN NORMAL LIMITS	P				P			P						P						P						P			P
PUP# 6	WITHIN NORMAL LIMITS	P				P			P						P						P						P			P
PUP# 7	WITHIN NORMAL LIMITS	P				P			P						P						P						P			P
PUP# 8	WITHIN NORMAL LIMITS	P				P																								
PUP# 9	WITHIN NORMAL LIMITS	P				P			P						P						P						P			P
PUP# 10	WITHIN NORMAL LIMITS	P				P			P						P						P						P			P
PUP# 11	WITHIN NORMAL LIMITS	P				P			P						P						P						P			P
PUP# 12	WITHIN NORMAL LIMITS	P				P			P						P						P						P			P
PUP# 13	WITHIN NORMAL LIMITS	P				P			P						P						P						P			P
PUP# 14	WITHIN NORMAL LIMITS	P				P																								
3572 PUP# 1	WITHIN NORMAL LIMITS	P				P			P						P						P						P			P
PUP# 2	WITHIN NORMAL LIMITS	P																												
PUP# 3	WITHIN NORMAL LIMITS	P				P			P						P						P						P			P
PUP# 4	WITHIN NORMAL LIMITS	P				P			P						P						P						P			P
PUP# 5	WITHIN NORMAL LIMITS	P				P			P						P						P						P			P
PUP# 6	WITHIN NORMAL LIMITS	P				P			P						P						P						P			P

CODE: 1-SLIGHT 2-MODERATE 3-MARKED P-PRESENT

APPENDIX T - F1 GENERATION

GASOLINE ETBE VAPOR CONDENSATE: A ONE-GENERATION WHOLE-BODY
INHALATION REPRODUCTION TOXICITY STUDY IN RATS

INDIVIDUAL PUP CLINICAL OBSERVATIONS DURING LACTATION

GROUP III 10000 MG/M3

FEMALE#	OBSERVATIONS	DAY OF LACTATION	0	1	2	3	4	5	6	7	8	9	10	11	12	13	14	15	16	17	18	19	20	21	22	23	24	25	26	27	28
3572 PUP# 7	WITHIN NORMAL LIMITS		P				P																								
PUP# 8	WITHIN NORMAL LIMITS		P				P																								
PUP# 9	WITHIN NORMAL LIMITS		P				P																								
PUP# 10	WITHIN NORMAL LIMITS		P				P			P					P					P					P						P
PUP# 11	WITHIN NORMAL LIMITS		P				P			P					P					P					P						P
PUP# 12	WITHIN NORMAL LIMITS		P				P			P					P					P					P						P
PUP# 13	WITHIN NORMAL LIMITS		P				P			P					P					P					P						P
PUP# 14	WITHIN NORMAL LIMITS		P				P																								
PUP# 15	WITHIN NORMAL LIMITS		P				P			P					P					P					P						P
3573 PUP# 1	WITHIN NORMAL LIMITS		P				P			P					P					P					P						P
PUP# 2	WITHIN NORMAL LIMITS		P				P																								
PUP# 3	WITHIN NORMAL LIMITS		P				P			P					P					P					P						P
PUP# 4	WITHIN NORMAL LIMITS		P				P			P					P					P					P						P
PUP# 5	WITHIN NORMAL LIMITS		P				P																								
PUP# 6	WITHIN NORMAL LIMITS		P				P			P					P					P					P						P
PUP# 7	WITHIN NORMAL LIMITS		P				P																								
PUP# 8	WITHIN NORMAL LIMITS		P				P			P					P					P					P						P
PUP# 9	WITHIN NORMAL LIMITS		P				P			P					P					P					P						P
PUP# 10	WITHIN NORMAL LIMITS		P				P			P					P					P					P						P
PUP# 11	WITHIN NORMAL LIMITS		P				P																								
PUP# 12	WITHIN NORMAL LIMITS		P				P			P					P					P					P						P
PUP# 13	WITHIN NORMAL LIMITS		P				P			P					P					P					P						P
PUP# 14	WITHIN NORMAL LIMITS		P				P			P					P					P					P						P
3574 PUP# 1	WITHIN NORMAL LIMITS		P				P																								
PUP# 2	WITHIN NORMAL LIMITS		P				P																								
PUP# 3	WITHIN NORMAL LIMITS		P				P			P					P					P					P						P
PUP# 4	WITHIN NORMAL LIMITS		P				P			P					P					P					P						P
PUP# 5	WITHIN NORMAL LIMITS		P				P			P					P					P					P						P
PUP# 6	WITHIN NORMAL LIMITS		P				P			P					P					P					P						P
PUP# 7	WITHIN NORMAL LIMITS		P				P			P					P					P					P						P
PUP# 8	WITHIN NORMAL LIMITS		P				P																								

CODE: 1-SLIGHT 2-MODERATE 3-MARKED P-PRESENT

APPENDIX T - F1 GENERATION

GASOLINE ETBE VAPOR CONDENSATE: A ONE-GENERATION WHOLE-BODY
INHALATION REPRODUCTION TOXICITY STUDY IN RATS

INDIVIDUAL PUP CLINICAL OBSERVATIONS DURING LACTATION

GROUP III 10000 MG/M3

FEMALE#	OBSERVATIONS	DAY OF LACTATION 0	1	2	3	4	5	6	7	8	9	10	11	12	13	14	15	16	17	18	19	20	21	22	23	24	25	26	27	28
3574 PUP# 9	WITHIN NORMAL LIMITS	P				P			P							P										P				P
PUP# 10	WITHIN NORMAL LIMITS	P																												
PUP# 11	WITHIN NORMAL LIMITS	P				P			P							P										P				P
PUP# 12	WITHIN NORMAL LIMITS	P				P			P							P										P				P
PUP# 13	WITHIN NORMAL LIMITS	P				P			P							P										P				P
PUP# 14	WITHIN NORMAL LIMITS	P				P			P							P										P				P
3575 PUP# 1	WITHIN NORMAL LIMITS	P				P																								
PUP# 2	WITHIN NORMAL LIMITS	P				P			P							P										P				P
PUP# 3	WITHIN NORMAL LIMITS	P				P			P							P										P				P
PUP# 4	WITHIN NORMAL LIMITS	P				P			P							P										P				P
PUP# 5	WITHIN NORMAL LIMITS	P				P																								
PUP# 6	WITHIN NORMAL LIMITS	P				P			P							P										P				P
PUP# 7	WITHIN NORMAL LIMITS	P				P			P							P										P				P
PUP# 8	WITHIN NORMAL LIMITS	P				P																								
PUP# 9	WITHIN NORMAL LIMITS	P				P			P							P										P				P
PUP# 10	WITHIN NORMAL LIMITS	P				P			P							P										P				P
PUP# 11	WITHIN NORMAL LIMITS	P				P			P							P										P				P
PUP# 12	WITHIN NORMAL LIMITS	P				P																								
PUP# 13	WITHIN NORMAL LIMITS	P				P			P							P										P				P
PUP# 14	WITHIN NORMAL LIMITS	P				P			P							P										P				P
3576 PUP# 1	WITHIN NORMAL LIMITS	P				P			P							P										P				P
PUP# 2	WITHIN NORMAL LIMITS	P				P			P							P										P				P
PUP# 3	WITHIN NORMAL LIMITS	P				P			P							P										P				P
PUP# 4	WITHIN NORMAL LIMITS	P				P			P							P										P				P
PUP# 5	WITHIN NORMAL LIMITS	P				P			P							P										P				P
PUP# 6	WITHIN NORMAL LIMITS	P				P			P							P										P				P
PUP# 7	WITHIN NORMAL LIMITS	P				P			P							P										P				P
PUP# 8	WITHIN NORMAL LIMITS	P				P			P							P										P				P
PUP# 9	WITHIN NORMAL LIMITS	P				P			P							P										P				P
PUP# 10	WITHIN NORMAL LIMITS	P				P			P							P										P				P
PUP# 11	WITHIN NORMAL LIMITS	P				P																								

CODE: 1-SLIGHT 2-MODERATE 3-MARKED P-PRESENT

APPENDIX T - F1 GENERATION

GASOLINE ETBE VAPOR CONDENSATE: A ONE-GENERATION WHOLE-BODY
INHALATION REPRODUCTION TOXICITY STUDY IN RATS

INDIVIDUAL PUP CLINICAL OBSERVATIONS DURING LACTATION

GROUP IV 20000 MG/M3

FEMALE#	OBSERVATIONS	DAY OF LACTATION 0	1	2	3	4	5	6	7	8	9	10	11	12	13	14	15	16	17	18	19	20	21	22	23	24	25	26	27	28
4551 PUP# 1	WITHIN NORMAL LIMITS	P				P			P						P						P						P			P
PUP# 2	WITHIN NORMAL LIMITS	P				P			P						P						P						P			P
PUP# 3	WITHIN NORMAL LIMITS	P				P			P						P						P						P			P
PUP# 4	WITHIN NORMAL LIMITS	P				P			P						P						P						P			P
PUP# 5	WITHIN NORMAL LIMITS	P				P																								
PUP# 6	WITHIN NORMAL LIMITS	P				P																								
PUP# 7	WITHIN NORMAL LIMITS	P				P																								
PUP# 8	WITHIN NORMAL LIMITS	P				P			P						P						P						P			P
PUP# 9	WITHIN NORMAL LIMITS	P				P			P						P						P						P			P
PUP# 10	WITHIN NORMAL LIMITS	P				P			P						P						P						P			P
PUP# 11	WITHIN NORMAL LIMITS	P				P			P						P						P						P			P
PUP# 12	WITHIN NORMAL LIMITS	P				P			P						P						P						P			P
PUP# 13	WITHIN NORMAL LIMITS	P				P			P						P						P						P			P
PUP# 14	WITHIN NORMAL LIMITS	P				P																								
4554 PUP# 6	WITHIN NORMAL LIMITS	P				P			P						P						P						P			P
PUP# 7	WITHIN NORMAL LIMITS	P				P																								
PUP# 8	WITHIN NORMAL LIMITS	P				P																								
PUP# 9	WITHIN NORMAL LIMITS	P				P			P						P						P						P			P
PUP# 10	WITHIN NORMAL LIMITS	P				P			P						P						P						P			P
PUP# 11	WITHIN NORMAL LIMITS	P				P			P						P						P						P			P
PUP# 12	WITHIN NORMAL LIMITS	P				P			P						P						P						P			P
PUP# 13	WITHIN NORMAL LIMITS	P				P																								
PUP# 14	WITHIN NORMAL LIMITS	P				P			P						P						P						P			P
PUP# 15	WITHIN NORMAL LIMITS	P				P			P						P						P						P			P
PUP# 16	WITHIN NORMAL LIMITS	P				P			P						P						P						P			P
PUP# 17	WITHIN NORMAL LIMITS	P				P			P						P						P						P			P
PUP# 18	WITHIN NORMAL LIMITS	P				P			P						P						P						P			P
4555 PUP# 1	WITHIN NORMAL LIMITS	P				P			P						P						P						P			P
PUP# 2	WITHIN NORMAL LIMITS	P				P			P						P						P						P			P
PUP# 3	WITHIN NORMAL LIMITS	P				P			P						P						P						P			P
PUP# 4	WITHIN NORMAL LIMITS	P				P																								

CODE: 1-SLIGHT 2-MODERATE 3-MARKED P-PRESENT

APPENDIX T - F1 GENERATION

GASOLINE ETBE VAPOR CONDENSATE: A ONE-GENERATION WHOLE-BODY
INHALATION REPRODUCTION TOXICITY STUDY IN RATS

INDIVIDUAL PUP CLINICAL OBSERVATIONS DURING LACTATION

GROUP IV 20000 MG/M3

FEMALE#	OBSERVATIONS	DAY OF LACTATION 0	1	2	3	4	5	6	7	8	9	10	11	12	13	14	15	16	17	18	19	20	21	22	23	24	25	26	27	28
4555 PUP# 5	WITHIN NORMAL LIMITS	P				P			P						P						P						P			P
PUP# 6	WITHIN NORMAL LIMITS	P				P			P						P						P						P			P
PUP# 7	WITHIN NORMAL LIMITS	P				P																								
PUP# 8	WITHIN NORMAL LIMITS	P				P																								
PUP# 9	WITHIN NORMAL LIMITS	P				P			P						P						P						P			P
PUP# 10	WITHIN NORMAL LIMITS	P				P																								
PUP# 11	WITHIN NORMAL LIMITS	P				P			P						P						P						P			P
PUP# 12	WITHIN NORMAL LIMITS	P				P			P						P						P						P			P
PUP# 13	WITHIN NORMAL LIMITS	P				P			P						P						P						P			P
PUP# 14	WITHIN NORMAL LIMITS	P				P			P						P						P						P			P
4556 PUP# 1	WITHIN NORMAL LIMITS	P				P			P						P						P						P			P
PUP# 2	WITHIN NORMAL LIMITS	P				P			P						P						P						P			P
PUP# 3	WITHIN NORMAL LIMITS	P				P			P						P						P						P			P
PUP# 4	WITHIN NORMAL LIMITS	P				P			P						P						P						P			P
PUP# 5	WITHIN NORMAL LIMITS	P				P			P						P						P						P			P
PUP# 6	WITHIN NORMAL LIMITS	P				P			P						P						P						P			P
PUP# 7	WITHIN NORMAL LIMITS	P				P			P						P						P						P			P
PUP# 8	WITHIN NORMAL LIMITS	P				P			P						P						P						P			P
4557 PUP# 1	WITHIN NORMAL LIMITS	P				P			P						P						P						P			P
PUP# 2	WITHIN NORMAL LIMITS	P				P			P						P						P						P			P
PUP# 3	WITHIN NORMAL LIMITS	P				P			P						P						P						P			P
PUP# 4	WITHIN NORMAL LIMITS	P				P																								
PUP# 5	WITHIN NORMAL LIMITS	P				P			P						P						P						P			P
PUP# 6	WITHIN NORMAL LIMITS	P				P			P						P						P						P			P
PUP# 7	WITHIN NORMAL LIMITS	P				P																								
PUP# 8	WITHIN NORMAL LIMITS	P				P			P						P						P						P			P
PUP# 9	WITHIN NORMAL LIMITS	P				P			P						P						P						P			P
PUP# 10	WITHIN NORMAL LIMITS	P				P																								
PUP# 11	WITHIN NORMAL LIMITS	P				P																								
PUP# 12	WITHIN NORMAL LIMITS	P				P			P						P						P						P			P
PUP# 13	WITHIN NORMAL LIMITS	P				P																								

CODE: 1-SLIGHT 2-MODERATE 3-MARKED P-PRESENT

APPENDIX T - F1 GENERATION

GASOLINE ETBE VAPOR CONDENSATE: A ONE-GENERATION WHOLE-BODY
INHALATION REPRODUCTION TOXICITY STUDY IN RATS

INDIVIDUAL PUP CLINICAL OBSERVATIONS DURING LACTATION

GROUP IV 20000 MG/M3

FEMALE#	OBSERVATIONS	DAY OF LACTATION 0	1	2	3	4	5	6	7	8	9	10	11	12	13	14	15	16	17	18	19	20	21	22	23	24	25	26	27	28
4557 PUP# 14	WITHIN NORMAL LIMITS	P				P			P							P								P						P
PUP# 15	WITHIN NORMAL LIMITS	P				P			P							P								P						P
PUP# 16	WITHIN NORMAL LIMITS	P				P																								
4558 PUP# 4	WITHIN NORMAL LIMITS	P				P			P							P								P						P
PUP# 5	WITHIN NORMAL LIMITS	P				P			P							P								P						P
PUP# 6	WITHIN NORMAL LIMITS	P				P			P							P								P						P
PUP# 7	WITHIN NORMAL LIMITS	P				P			P							P								P						P
PUP# 8	WITHIN NORMAL LIMITS	P				P			P							P								P						P
PUP# 9	WITHIN NORMAL LIMITS	P				P			P							P								P						P
PUP# 10	WITHIN NORMAL LIMITS	P				P			P							P								P						P
PUP# 11	WITHIN NORMAL LIMITS	P				P			P							P								P						P
PUP# 12	WITHIN NORMAL LIMITS	P				P			P							P								P						P
4559 PUP# 2	WITHIN NORMAL LIMITS	P				P			P							P								P						P
PUP# 3	WITHIN NORMAL LIMITS	P				P			P							P								P						P
PUP# 4	WITHIN NORMAL LIMITS	P				P			P							P								P						P
PUP# 5	WITHIN NORMAL LIMITS	P				P			P							P								P						P
PUP# 6	WITHIN NORMAL LIMITS	P				P			P							P								P						P
PUP# 7	WITHIN NORMAL LIMITS	P				P			P							P								P						P
PUP# 8	WITHIN NORMAL LIMITS	P				P			P							P								P						P
PUP# 9	WITHIN NORMAL LIMITS	P				P			P							P								P						P
PUP# 10	WITHIN NORMAL LIMITS	P				P																								
PUP# 11	WITHIN NORMAL LIMITS	P				P																								
PUP# 12	WITHIN NORMAL LIMITS	P				P			P							P								P						P
PUP# 13	WITHIN NORMAL LIMITS	P				P			P							P								P						P
4560 PUP# 2	WITHIN NORMAL LIMITS	P				P			P							P								P						P
PUP# 3	WITHIN NORMAL LIMITS	P				P			P							P								P						P
PUP# 4	WITHIN NORMAL LIMITS	P				P			P							P								P						P
PUP# 5	WITHIN NORMAL LIMITS	P				P			P							P								P						P
PUP# 6	WITHIN NORMAL LIMITS	P				P			P							P								P						P
PUP# 7	WITHIN NORMAL LIMITS	P				P			P							P								P						P

CODE: 1-SLIGHT 2-MODERATE 3-MARKED P-PRESENT

APPENDIX T - F1 GENERATION

GASOLINE ETBE VAPOR CONDENSATE: A ONE-GENERATION WHOLE-BODY
INHALATION REPRODUCTION TOXICITY STUDY IN RATS

INDIVIDUAL PUP CLINICAL OBSERVATIONS DURING LACTATION

GROUP IV 20000 MG/M3

FEMALE#	OBSERVATIONS	DAY OF LACTATION 0	1	2	3	4	5	6	7	8	9	10	11	12	13	14	15	16	17	18	19	20	21	22	23	24	25	26	27	28
4560 PUP# 8	WITHIN NORMAL LIMITS	P				P			P						P						P						P			P
PUP# 9	WITHIN NORMAL LIMITS	P				P			P						P						P						P			P
PUP# 10	WITHIN NORMAL LIMITS	P				P																								
PUP# 11	WITHIN NORMAL LIMITS	P				P			P						P						P						P			P
PUP# 12	WITHIN NORMAL LIMITS	P				P			P						P						P						P			P
4561 PUP# 1	WITHIN NORMAL LIMITS	P				P			P						P						P						P			P
PUP# 2	WITHIN NORMAL LIMITS	P				P			P						P															P
PUP# 3	WITHIN NORMAL LIMITS	P				P			P						P						P									P
PUP# 4	WITHIN NORMAL LIMITS	P				P			P						P						P									P
PUP# 5	WITHIN NORMAL LIMITS	P				P																								
PUP# 6	WITHIN NORMAL LIMITS	P				P																								
PUP# 7	WITHIN NORMAL LIMITS	P				P			P						P															P
PUP# 8	WITHIN NORMAL LIMITS	P				P																								
PUP# 9	WITHIN NORMAL LIMITS	P				P																								
PUP# 10	WITHIN NORMAL LIMITS	P				P			P						P						P						P			P
PUP# 11	WITHIN NORMAL LIMITS	P				P			P						P						P						P			P
PUP# 12	WITHIN NORMAL LIMITS	P				P			P						P						P						P			P
PUP# 13	WITHIN NORMAL LIMITS	P				P																								
PUP# 14	WITHIN NORMAL LIMITS	P				P																								
PUP# 15	WITHIN NORMAL LIMITS	P				P			P						P						P						P			P
PUP# 16	WITHIN NORMAL LIMITS	P				P			P						P						P						P			P
PUP# 2	TIP OF TAIL MISSING														P															
PUP# 7	TIP OF TAIL MISSING														P															
4563 PUP# 1	WITHIN NORMAL LIMITS	P				P																								
PUP# 2	WITHIN NORMAL LIMITS	P				P																								
PUP# 3	WITHIN NORMAL LIMITS	P				P			P						P						P						P			P
PUP# 4	WITHIN NORMAL LIMITS	P				P			P						P						P						P			P
PUP# 5	WITHIN NORMAL LIMITS	P				P																								
PUP# 6	WITHIN NORMAL LIMITS	P				P																								
PUP# 7	WITHIN NORMAL LIMITS	P				P			P						P						P						P			P
PUP# 8	WITHIN NORMAL LIMITS	P				P			P						P						P						P			P

CODE: 1-SLIGHT 2-MODERATE 3-MARKED P-PRESENT

APPENDIX T - F1 GENERATION

GASOLINE ETBE VAPOR CONDENSATE: A ONE-GENERATION WHOLE-BODY
INHALATION REPRODUCTION TOXICITY STUDY IN RATS

INDIVIDUAL PUP CLINICAL OBSERVATIONS DURING LACTATION

GROUP IV 20000 MG/M3

FEMALE#	OBSERVATIONS	DAY OF LACTATION	0	1	2	3	4	5	6	7	8	9	10	11	12	13	14	15	16	17	18	19	20	21	22	23	24	25	26	27	28
4563 PUP# 9	WITHIN NORMAL LIMITS		P				P			P						P						P						P			P
PUP# 10	WITHIN NORMAL LIMITS		P				P			P						P						P						P			P
PUP# 11	WITHIN NORMAL LIMITS		P				P			P						P						P						P			P
PUP# 12	WITHIN NORMAL LIMITS		P				P																								
PUP# 13	WITHIN NORMAL LIMITS		P				P			P						P						P						P			P
PUP# 14	WITHIN NORMAL LIMITS		P				P			P						P						P						P			P
PUP# 15	WITHIN NORMAL LIMITS		P				P			P						P						P						P			P
4564 PUP# 1	WITHIN NORMAL LIMITS		P				P			P						P						P						P			P
PUP# 2	WITHIN NORMAL LIMITS		P				P			P						P						P						P			P
PUP# 3	WITHIN NORMAL LIMITS		P				P			P						P						P						P			P
PUP# 4	WITHIN NORMAL LIMITS		P				P			P						P						P						P			P
PUP# 5	WITHIN NORMAL LIMITS		P				P			P						P						P						P			P
PUP# 6	WITHIN NORMAL LIMITS		P				P			P						P						P						P			P
PUP# 7	WITHIN NORMAL LIMITS		P				P																								
PUP# 8	WITHIN NORMAL LIMITS		P				P																								
PUP# 9	WITHIN NORMAL LIMITS		P				P																								
PUP# 10	WITHIN NORMAL LIMITS		P				P																								
PUP# 11	WITHIN NORMAL LIMITS		P				P			P						P						P						P			P
PUP# 12	WITHIN NORMAL LIMITS		P				P			P						P						P						P			P
PUP# 13	WITHIN NORMAL LIMITS		P				P			P						P						P						P			P
PUP# 14	WITHIN NORMAL LIMITS		P				P																								
PUP# 15	WITHIN NORMAL LIMITS		P				P			P						P						P						P			P
4565 PUP# 1	WITHIN NORMAL LIMITS		P				P																								
PUP# 2	WITHIN NORMAL LIMITS		P				P																								
PUP# 3	WITHIN NORMAL LIMITS		P				P			P						P						P						P			P
PUP# 4	WITHIN NORMAL LIMITS		P				P																								
PUP# 5	WITHIN NORMAL LIMITS		P				P			P						P						P						P			P
PUP# 6	WITHIN NORMAL LIMITS		P				P																								
PUP# 7	WITHIN NORMAL LIMITS		P				P			P						P						P						P			P
PUP# 8	WITHIN NORMAL LIMITS		P				P			P						P						P						P			P
PUP# 9	WITHIN NORMAL LIMITS		P				P			P						P						P						P			P

CODE: 1-SLIGHT 2-MODERATE 3-MARKED P-PRESENT

APPENDIX T - F1 GENERATION

GASOLINE ETBE VAPOR CONDENSATE: A ONE-GENERATION WHOLE-BODY
INHALATION REPRODUCTION TOXICITY STUDY IN RATS

INDIVIDUAL PUP CLINICAL OBSERVATIONS DURING LACTATION

GROUP IV 20000 MG/M3

FEMALE#	OBSERVATIONS	DAY OF LACTATION 0	1	2	3	4	5	6	7	8	9	10	11	12	13	14	15	16	17	18	19	20	21	22	23	24	25	26	27	28
4565 PUP# 10	WITHIN NORMAL LIMITS	P				P			P							P								P						P
PUP# 11	WITHIN NORMAL LIMITS	P				P			P							P								P						P
PUP# 12	WITHIN NORMAL LIMITS	P				P			P							P								P						P
PUP# 13	WITHIN NORMAL LIMITS	P				P			P							P								P						P
PUP# 14	WITHIN NORMAL LIMITS	P				P			P							P								P						P
4566 PUP# 1	WITHIN NORMAL LIMITS	P				P			P							P								P						P
PUP# 2	WITHIN NORMAL LIMITS	P				P			P							P								P						P
PUP# 3	WITHIN NORMAL LIMITS	P				P			P							P								P						P
PUP# 4	WITHIN NORMAL LIMITS	P				P			P							P								P						P
PUP# 5	WITHIN NORMAL LIMITS	P				P			P							P								P						P
PUP# 6	WITHIN NORMAL LIMITS	P				P			P							P								P						P
PUP# 7	WITHIN NORMAL LIMITS	P				P			P							P								P						P
PUP# 8	WITHIN NORMAL LIMITS	P				P			P							P								P						P
PUP# 9	WITHIN NORMAL LIMITS	P				P			P							P								P						P
PUP# 10	WITHIN NORMAL LIMITS	P				P			P							P								P						P
PUP# 11	WITHIN NORMAL LIMITS	P				P																								
PUP# 12	WITHIN NORMAL LIMITS	P				P																								
PUP# 13	WITHIN NORMAL LIMITS	P				P																								
4567 PUP# 1	WITHIN NORMAL LIMITS	P				P			P							P								P						P
PUP# 2	WITHIN NORMAL LIMITS	P				P																								
PUP# 3	WITHIN NORMAL LIMITS	P				P			P							P								P						P
PUP# 4	WITHIN NORMAL LIMITS	P				P			P							P								P						P
PUP# 5	WITHIN NORMAL LIMITS	P				P			P							P								P						P
PUP# 6	WITHIN NORMAL LIMITS	P				P			P							P								P						P
PUP# 7	WITHIN NORMAL LIMITS	P				P			P							P								P						P
PUP# 8	WITHIN NORMAL LIMITS	P				P			P							P								P						P
PUP# 9	WITHIN NORMAL LIMITS	P				P			P							P								P						P
PUP# 10	WITHIN NORMAL LIMITS	P				P																								
PUP# 11	WITHIN NORMAL LIMITS	P				P																								
PUP# 12	WITHIN NORMAL LIMITS	P				P			P							P								P						P
PUP# 13	WITHIN NORMAL LIMITS	P				P			P							P								P						P

CODE: 1-SLIGHT 2-MODERATE 3-MARKED P-PRESENT

APPENDIX T - F1 GENERATION

GASOLINE ETBE VAPOR CONDENSATE: A ONE-GENERATION WHOLE-BODY
INHALATION REPRODUCTION TOXICITY STUDY IN RATS

INDIVIDUAL PUP CLINICAL OBSERVATIONS DURING LACTATION

GROUP IV 20000 MG/M3

FEMALE#	OBSERVATIONS	DAY OF LACTATION 0	1	2	3	4	5	6	7	8	9	10	11	12	13	14	15	16	17	18	19	20	21	22	23	24	25	26	27	28
4567 PUP# 14	WITHIN NORMAL LIMITS	P				P																								
4568 PUP# 1	WITHIN NORMAL LIMITS	P				P			P						P						P						P			
PUP# 2	WITHIN NORMAL LIMITS	P				P			P						P						P						P			
PUP# 3	WITHIN NORMAL LIMITS	P				P			P						P						P						P			
PUP# 4	WITHIN NORMAL LIMITS	P				P			P						P						P						P			
PUP# 5	WITHIN NORMAL LIMITS	P				P																								
PUP# 6	WITHIN NORMAL LIMITS	P				P			P						P						P						P			
PUP# 7	WITHIN NORMAL LIMITS	P				P			P						P						P						P			
PUP# 8	WITHIN NORMAL LIMITS	P				P			P						P						P						P			
PUP# 9	WITHIN NORMAL LIMITS	P				P			P						P						P						P			
PUP# 10	WITHIN NORMAL LIMITS	P				P			P						P						P						P			
PUP# 11	WITHIN NORMAL LIMITS	P				P			P						P						P						P			
4569 PUP# 1	WITHIN NORMAL LIMITS	P				P			P						P						P						P			
PUP# 2	WITHIN NORMAL LIMITS	P				P			P						P						P						P			
PUP# 3	WITHIN NORMAL LIMITS	P				P			P						P						P						P			
PUP# 4	WITHIN NORMAL LIMITS	P				P																								
PUP# 5	WITHIN NORMAL LIMITS	P				P			P						P						P						P			
PUP# 6	WITHIN NORMAL LIMITS	P				P			P						P						P						P			
PUP# 7	WITHIN NORMAL LIMITS	P				P			P						P						P						P			
PUP# 8	WITHIN NORMAL LIMITS	P				P																								
PUP# 9	WITHIN NORMAL LIMITS	P				P																								
PUP# 10	WITHIN NORMAL LIMITS	P				P																								
PUP# 11	WITHIN NORMAL LIMITS	P				P																								
PUP# 12	WITHIN NORMAL LIMITS	P				P																								
PUP# 13	WITHIN NORMAL LIMITS	P				P			P						P						P						P			
PUP# 14	WITHIN NORMAL LIMITS	P				P			P						P						P						P			
PUP# 15	WITHIN NORMAL LIMITS	P				P			P						P						P						P			
PUP# 16	WITHIN NORMAL LIMITS	P				P			P						P						P						P			
PUP# 17	WITHIN NORMAL LIMITS	P				P																								

CODE: 1-SLIGHT 2-MODERATE 3-MARKED P-PRESENT

APPENDIX T - F1 GENERATION

GASOLINE ETBE VAPOR CONDENSATE: A ONE-GENERATION WHOLE-BODY
INHALATION REPRODUCTION TOXICITY STUDY IN RATS

INDIVIDUAL PUP CLINICAL OBSERVATIONS DURING LACTATION

GROUP IV 20000 MG/M3

FEMALE#	OBSERVATIONS	DAY OF LACTATION 0	1	2	3	4	5	6	7	8	9	10	11	12	13	14	15	16	17	18	19	20	21	22	23	24	25	26	27	28
4570 PUP# 1	WITHIN NORMAL LIMITS	P				P			P							P								P						P
PUP# 2	WITHIN NORMAL LIMITS	P				P			P							P								P						P
PUP# 3	WITHIN NORMAL LIMITS	P				P			P							P								P						P
PUP# 4	WITHIN NORMAL LIMITS	P				P																								
PUP# 5	WITHIN NORMAL LIMITS	P				P																								
PUP# 6	WITHIN NORMAL LIMITS	P				P			P							P								P						P
PUP# 7	WITHIN NORMAL LIMITS	P				P			P							P								P						P
PUP# 8	WITHIN NORMAL LIMITS	P				P																								
PUP# 9	WITHIN NORMAL LIMITS	P				P			P							P								P						P
PUP# 10	WITHIN NORMAL LIMITS	P				P			P							P								P						P
PUP# 11	WITHIN NORMAL LIMITS	P				P																								
PUP# 12	WITHIN NORMAL LIMITS	P				P																								
PUP# 13	WITHIN NORMAL LIMITS	P				P																								
PUP# 14	WITHIN NORMAL LIMITS	P				P			P							P								P						P
PUP# 15	WITHIN NORMAL LIMITS	P				P			P							P								P						P
PUP# 16	WITHIN NORMAL LIMITS	P				P			P							P								P						P
4571 PUP# 1	WITHIN NORMAL LIMITS	P				P																								
PUP# 2	WITHIN NORMAL LIMITS	P				P																								
PUP# 3	WITHIN NORMAL LIMITS	P				P			P							P								P						P
PUP# 4	WITHIN NORMAL LIMITS	P				P			P							P								P						P
PUP# 5	WITHIN NORMAL LIMITS	P				P																								
PUP# 6	WITHIN NORMAL LIMITS	P				P			P							P								P						P
PUP# 7	WITHIN NORMAL LIMITS	P				P			P							P								P						P
PUP# 8	WITHIN NORMAL LIMITS	P				P			P							P								P						P
PUP# 9	WITHIN NORMAL LIMITS	P				P																								
PUP# 10	WITHIN NORMAL LIMITS	P				P			P							P								P						P
PUP# 11	WITHIN NORMAL LIMITS	P				P			P							P								P						P
PUP# 12	WITHIN NORMAL LIMITS	P				P			P							P								P						P
PUP# 13	WITHIN NORMAL LIMITS	P				P			P							P								P						P
PUP# 14	WITHIN NORMAL LIMITS	P				P			P							P								P						P
PUP# 15	WITHIN NORMAL LIMITS	P				P																								

CODE: 1-SLIGHT 2-MODERATE 3-MARKED P-PRESENT

APPENDIX T - F1 GENERATION

GASOLINE ETBE VAPOR CONDENSATE: A ONE-GENERATION WHOLE-BODY
INHALATION REPRODUCTION TOXICITY STUDY IN RATS

INDIVIDUAL PUP CLINICAL OBSERVATIONS DURING LACTATION

GROUP IV 20000 MG/M3

FEMALE#	OBSERVATIONS	DAY OF LACTATION	0	1	2	3	4	5	6	7	8	9	10	11	12	13	14	15	16	17	18	19	20	21	22	23	24	25	26	27	28
4572 PUP# 1	WITHIN NORMAL LIMITS		P				P																								
PUP# 2	WITHIN NORMAL LIMITS		P				P			P						P						P						P			
PUP# 3	WITHIN NORMAL LIMITS		P				P			P						P						P						P			
PUP# 4	WITHIN NORMAL LIMITS		P				P																								
PUP# 5	WITHIN NORMAL LIMITS		P				P			P						P						P						P			
PUP# 6	WITHIN NORMAL LIMITS		P				P			P						P						P						P			
PUP# 7	WITHIN NORMAL LIMITS		P				P			P						P						P						P			
PUP# 8	WITHIN NORMAL LIMITS		P				P			P						P						P						P			
PUP# 9	WITHIN NORMAL LIMITS		P				P			P						P						P						P			
PUP# 10	WITHIN NORMAL LIMITS		P				P			P						P						P						P			
PUP# 11	WITHIN NORMAL LIMITS		P				P			P						P						P						P			
PUP# 12	WITHIN NORMAL LIMITS		P				P			P						P						P						P			
PUP# 13	WITHIN NORMAL LIMITS		P				P																								
4573 PUP# 1	WITHIN NORMAL LIMITS		P				P																								
PUP# 2	WITHIN NORMAL LIMITS		P				P			P						P						P						P			
PUP# 3	WITHIN NORMAL LIMITS		P				P			P						P						P						P			
PUP# 4	WITHIN NORMAL LIMITS		P				P			P						P						P						P			
PUP# 5	WITHIN NORMAL LIMITS		P				P			P						P						P						P			
PUP# 6	WITHIN NORMAL LIMITS		P				P																								
PUP# 7	WITHIN NORMAL LIMITS		P				P			P						P						P						P			
PUP# 8	WITHIN NORMAL LIMITS		P				P			P						P						P						P			
PUP# 9	WITHIN NORMAL LIMITS		P				P			P						P						P						P			
PUP# 10	WITHIN NORMAL LIMITS		P				P			P						P						P						P			
PUP# 11	WITHIN NORMAL LIMITS		P				P			P						P						P						P			
PUP# 12	WITHIN NORMAL LIMITS		P				P			P						P						P						P			
4574 PUP# 1	WITHIN NORMAL LIMITS		P				P			P						P						P						P			
PUP# 2	WITHIN NORMAL LIMITS		P				P			P						P						P						P			
PUP# 3	WITHIN NORMAL LIMITS		P				P			P						P						P						P			
PUP# 4	WITHIN NORMAL LIMITS		P				P			P						P						P						P			
PUP# 5	WITHIN NORMAL LIMITS		P				P			P						P						P						P			
PUP# 6	WITHIN NORMAL LIMITS		P				P			P						P						P						P			

CODE: 1-SLIGHT 2-MODERATE 3-MARKED P-PRESENT

APPENDIX T - F1 GENERATION

GASOLINE ETBE VAPOR CONDENSATE: A ONE-GENERATION WHOLE-BODY
INHALATION REPRODUCTION TOXICITY STUDY IN RATS

INDIVIDUAL PUP CLINICAL OBSERVATIONS DURING LACTATION

GROUP IV 20000 MG/M3

FEMALE#	OBSERVATIONS	DAY OF LACTATION 0	1	2	3	4	5	6	7	8	9	10	11	12	13	14	15	16	17	18	19	20	21	22	23	24	25	26	27	28
4574 PUP# 7	WITHIN NORMAL LIMITS	P				P			P							P								P						P
PUP# 8	WITHIN NORMAL LIMITS	P				P			P							P								P						P
PUP# 9	WITHIN NORMAL LIMITS	P				P			P							P								P						P
PUP# 10	WITHIN NORMAL LIMITS	P				P			P							P								P						P
PUP# 11	WITHIN NORMAL LIMITS	P				P																								
PUP# 12	WITHIN NORMAL LIMITS	P				P																								
4575 PUP# 1	WITHIN NORMAL LIMITS	P				P			P							P								P						P
PUP# 2	WITHIN NORMAL LIMITS	P				P			P							P								P						P
PUP# 3	WITHIN NORMAL LIMITS	P				P			P							P								P						P
PUP# 4	WITHIN NORMAL LIMITS	P				P			P							P								P						P
PUP# 5	WITHIN NORMAL LIMITS	P				P			P							P								P						P
PUP# 6	WITHIN NORMAL LIMITS	P				P			P							P								P						P
PUP# 7	WITHIN NORMAL LIMITS	P				P			P							P								P						P
PUP# 8	WITHIN NORMAL LIMITS	P				P			P							P								P						P
PUP# 9	WITHIN NORMAL LIMITS	P				P			P							P								P						P
4576 PUP# 3	WITHIN NORMAL LIMITS	P																												P
PUP# 4	WITHIN NORMAL LIMITS	P				P			P							P								P						P
PUP# 5	WITHIN NORMAL LIMITS	P																												
PUP# 6	WITHIN NORMAL LIMITS	P				P			P							P								P						P
PUP# 7	WITHIN NORMAL LIMITS	P																												
PUP# 8	WITHIN NORMAL LIMITS	P				P			P							P								P						P
PUP# 9	WITHIN NORMAL LIMITS	P				P			P							P								P						P
PUP# 10	WITHIN NORMAL LIMITS	P				P			P							P								P						P
PUP# 11	WITHIN NORMAL LIMITS	P				P			P							P								P						P
PUP# 12	WITHIN NORMAL LIMITS	P																												
PUP# 13	WITHIN NORMAL LIMITS	P																												
PUP# 14	WITHIN NORMAL LIMITS	P				P			P							P								P						P
PUP# 15	WITHIN NORMAL LIMITS	P																												
PUP# 16	WITHIN NORMAL LIMITS	P																												
PUP# 17	WITHIN NORMAL LIMITS	P																												
PUP# 3	SCABS								P																					

CODE: 1-SLIGHT 2-MODERATE 3-MARKED P-PRESENT

APPENDIX T - F1 GENERATION

GASOLINE ETBE VAPOR CONDENSATE: A ONE-GENERATION WHOLE-BODY
INHALATION REPRODUCTION TOXICITY STUDY IN RATS

INDIVIDUAL PUP CLINICAL OBSERVATIONS DURING LACTATION

GROUP IV 20000 MG/M3

FEMALE#	OBSERVATIONS	DAY OF LACTATION	0	1	2	3	4	5	6	7	8	9	10	11	12	13	14	15	16	17	18	19	20	21	22	23	24	25	26	27	28
4576 PUP# 3	MISSING LIMB						P		P								P										P				

CODE: 1-SLIGHT 2-MODERATE 3-MARKED P-PRESENT

APPENDIX U - F1 GENERATION

GASOLINE ETBE VAPOR CONDENSATE: A ONE-GENERATION WHOLE-BODY
INHALATION REPRODUCTION TOXICITY STUDY IN RATS

INDIVIDUAL PUP BODY WEIGHTS (GRAMS)

GROUP I 0 MG/M3 LACTATION DAY 1

FEMALE#	MEAN	PUP# 1	2	3	4	5	6	7	8	9	10	11	12	13	14	15	16	17	18	19
1551	7.0	7.2	6.6	7.8	7.5	7.2	7.0	7.7	7.0	7.1	6.4	6.7	7.1	7.1	6.3					
1552	6.0	6.5	6.0	6.7	5.5	6.0	5.7	5.6	6.1	5.9	6.2	5.6	6.3	5.7	5.7	6.4				
1553	7.8	D	S	S	8.4	8.9	7.2	7.5	7.3	6.6	8.3	7.7	8.6							
1554	7.4	7.4	7.1	6.7	8.2	7.5	7.7	7.8	7.7	7.6	6.9	7.2	7.2							
1555	NOT PREGNANT																			
1556	6.8	6.7	8.0	6.2	7.7	7.1	6.8	6.6	6.0	6.2	6.6	6.8	6.6	7.1	6.1	6.7	7.1			
1557	7.4	S	S	S	7.3	7.8	7.5	8.0	7.8	7.1	7.1	6.6	7.5	7.1						
1558	7.5	6.9	8.4	9.1	7.1	7.5	7.0	6.7	8.5	6.9	7.9	6.9	7.2	7.0						
1559	8.0	8.2	8.1	8.1	8.9	8.1	7.1	7.7	7.7	8.1	8.1	7.8								
1560	7.4	S	S	8.0	7.3	8.2	7.3	7.7	6.9	7.4	7.7	6.9	7.6	6.9	6.7	7.1				
1561	7.7	S	6.9	8.0	8.1	8.1	7.5	8.4	8.8	8.0	7.0	7.7	7.0	7.4	D					
1562	6.4	6.6	7.0	6.1	6.5	6.5	7.0	6.3	6.0	6.0	6.6	6.0	6.2	6.3	6.0	6.3				
1563	7.0	7.0	6.6	6.8	7.2	6.5	7.0	7.7	7.7	7.1	7.2	7.2	7.0	6.2	6.8					
1564	7.1	7.5	7.7	6.9	7.9	7.0	7.4	7.1	6.6	6.6	6.6	7.3	7.1	7.1						
1565	7.4	S	M	8.0	7.0	7.6	7.3	8.2	7.9	7.1	7.2	7.3	6.8	7.4	7.2	7.5				
1566	7.1	S	6.5	7.2	7.6	7.2	7.5	7.6	6.7	6.8	7.1	7.4	6.8	7.3						
1567	7.5	6.9	8.2	7.8	7.7	7.5	7.5	6.8	7.8	7.8	7.1									
1568	7.1	7.4	7.0	7.4	7.4	7.3	7.2	6.9	6.8	6.8	7.3	6.7	6.8	6.9	6.8					
1569	7.7	7.5	8.1	8.0	7.1															
1570	7.4	7.4	7.8	7.7	8.2	8.3	7.7	7.0	7.1	7.2	7.1	7.2	6.6							
1571	7.3	7.2	7.4	7.9	7.4	6.8	8.2	7.7	7.5	7.7	7.5	6.7	7.0	6.6	6.4	6.8	7.3	7.6		
1572	7.7	7.7	8.0	7.7	8.1	8.1	7.4	7.5	7.7	8.1	7.5	7.2	7.3	7.3						
1573	7.6	7.9	8.1	7.8	8.0	8.1	8.3	7.7	7.4	7.6	7.1	7.5	7.3	6.7	7.0					
1574	9.2	9.7	8.9	10.6	7.4															
1575	7.2	S	D	7.3	7.3	7.3	7.5	7.8	7.7	7.0	6.5	6.8	7.1	6.9						
1576	6.8	6.8	6.9	6.9	7.3	7.0	6.9	6.3	6.8	6.9	6.5	6.9	5.8	6.9	6.6					

MEAN 7.3
S.D. 0.59
N 25

PUP STATUS CODES: S-STILLBORN D-DIED M-MISSING

APPENDIX U - F1 GENERATION

GASOLINE ETBE VAPOR CONDENSATE: A ONE-GENERATION WHOLE-BODY
INHALATION REPRODUCTION TOXICITY STUDY IN RATS

INDIVIDUAL PUP BODY WEIGHTS (GRAMS)

GROUP II 2000 MG/M3 LACTATION DAY 1

FEMALE#	MEAN	PUP# 1	2	3	4	5	6	7	8	9	10	11	12	13	14	15	16	17	18	19
2551	6.3	S	6.9	6.5	7.5	6.4	5.8	6.6	6.4	6.6	5.0	6.4	6.7	5.9	5.5	6.4				
2552	8.1	S	S	7.8	8.0	8.0	7.7	8.3	8.7	7.9	8.1	8.1	8.3	7.9	8.0					
2553	NOT PREGNANT																			
2554	6.3	6.7	7.1	D	4.4	6.2	6.4	6.9	5.7	6.1	7.0	6.2	6.1	6.2						
2555	7.7	7.7	8.1	8.1	7.6	8.3	8.1	7.8	7.7	7.9	7.6	7.8	7.4	7.3	7.0					
2556	7.2	7.4	7.5	6.7	7.6	7.5	7.6	7.0	7.8	7.3	6.6	7.5	6.9	7.2	6.9	6.7				
2557	7.3	7.4	6.5	7.7	7.2	8.4	7.3	6.6	7.6	7.0	7.6	6.4	7.5	7.9						
2558	7.6	7.9	7.5	8.5	7.9	8.2	8.0	6.4	7.2	7.6	7.5	7.4	7.6	7.2	8.1					
2559	NOT PREGNANT																			
2560	7.2	6.0	7.3	7.5	7.1	7.6	7.7	7.6	7.6	7.1	7.0	7.5	7.1	7.1	7.1	6.6				
2561	7.9	S	S	8.1	7.7	8.1	7.5	7.9	M	8.8	7.5	8.0	8.5	7.3	7.7	M				
2562	7.7	S	S	7.9	7.9	7.8	7.7	7.8	8.1	8.1	7.9	6.6	7.1							
2563	7.4	7.8	8.3	8.1	7.8	7.8	6.9	7.3	7.3	7.0	6.7	7.3	6.8	7.1						
2564	7.0	6.8	7.4	7.0	7.2	7.1	7.7	7.1	6.8	6.7	6.7	7.2	7.6	6.6	6.7	6.7				
2565	7.9	7.6	8.4	8.0	8.3	8.0	8.4	8.0	7.9	7.9	7.0	6.9	7.9	7.9						
2566	6.4	6.7	6.5	6.8	6.4	6.2	6.4	6.4	6.3	6.1	6.1	6.5	5.8							
2567	7.9	8.0	7.8	8.2	8.0	8.8	8.3	8.2	7.5	8.0	7.6	7.7	7.4	8.4	7.7	7.2				
2568	7.2	7.2	7.6	6.6	M	7.9	7.4	7.8	7.2	7.6	M	7.6	6.7	7.2	6.9	6.9	6.7			
2569	6.0	4.1	6.0	6.3	6.8	6.2	5.8	6.1	6.0	6.1	5.8	6.0	5.9	6.6	6.2	5.8	5.9			
2570	6.6	7.2	6.5	7.6	7.0	6.8	7.0	6.7	7.3	6.7	5.6	5.9	6.7	6.0	5.8	6.6				
2571	8.0	9.0	7.4	8.8	7.4	8.4	8.0	7.4	7.4	8.0	7.8	7.3	8.1	8.4						
2572	7.5	S	7.2	7.8	7.9	7.5	7.5	7.6	7.9	7.4	7.1	7.6	7.5							
2573	6.8	6.7	6.2	7.2	6.4	6.9	7.4	7.2	7.4	6.9	6.8	6.9	6.7	5.8	6.8	6.0	6.7			
2574	6.9	7.2	6.8	7.4	7.2	7.5	6.5	7.3	7.2	6.9	7.0	6.8	6.5	6.9	6.4	5.9				
2575	6.8	6.7	7.0	6.7	7.1	7.1	7.1	6.6	6.7	6.5	6.9	6.8	6.4	7.0						
2576	6.9	6.9	6.8	7.2	6.5	7.4	7.5	6.9	6.9	7.1	7.1	5.9	6.5	6.7	6.9					

MEAN 7.2
S.D. 0.61
N 24

PUP STATUS CODES: S-STILLBORN D-DIED M-MISSING

APPENDIX U - F1 GENERATION

GASOLINE ETBE VAPOR CONDENSATE: A ONE-GENERATION WHOLE-BODY
INHALATION REPRODUCTION TOXICITY STUDY IN RATS

INDIVIDUAL PUP BODY WEIGHTS (GRAMS)

GROUP III 10000 MG/M3 LACTATION DAY 1

FEMALE#	MEAN	PUP# 1	2	3	4	5	6	7	8	9	10	11	12	13	14	15	16	17	18	19
3551	7.4	7.8	7.3	7.6	8.0	7.3	7.3	7.4	7.3	7.1	7.2	6.8								
3552	7.4	7.9	6.9	8.1	6.9	8.1	7.7	8.3	7.4	7.3	7.3	7.1	7.4	6.9	6.1					
3553	7.2	7.8	7.5	7.6	7.0	7.3	7.3	6.6	7.3	7.0	7.8	6.9	6.9	7.4	7.0					
3554	6.1	5.9	6.2	6.4	6.2	6.4	6.4	6.7	5.8	5.9	5.9	6.2	5.6	5.9						
3555	7.4	7.6	7.7	7.4	6.8	7.6	7.9	7.4	7.3	7.2	7.1	7.7	6.9							
3556	8.5	9.1	8.7	7.8																
3557	6.9	7.1	7.5	6.7	7.3	7.5	7.6	7.3	7.7	6.9	7.2	5.2	5.7	6.9	6.7					
3558	7.2	S	S	6.9	7.7	7.4	8.5	7.7	7.3	6.4	7.5	7.4	6.3	6.5	6.9	7.6				
3559	6.4	6.6	7.0	6.8	6.3	6.5	6.6	6.2	6.1	6.5	6.4	6.2	6.1	6.2	5.5					
3560	7.2	7.7	8.4	7.9	6.9	8.3	7.5	7.4	7.3	7.0	6.7	7.1	7.0	6.8	6.9	7.1	6.4	6.5		
3561	6.8	7.0	7.0	6.9	6.6	6.8	7.2	7.3	6.9	6.7	6.8	7.4	6.8	6.0	6.0	6.6	6.8			
3562	7.2	7.4	7.2	7.2	7.2	7.8	7.9	5.9	6.5	7.4	7.4	6.9	7.4							
3563	7.5	M	7.8	7.7	7.6	6.9	7.6	7.3	7.5	7.8	7.5	7.0								
3564	7.2	7.0	7.4	7.4	7.4	6.8	6.9	8.0	7.2	6.8	7.1	M	7.2	7.2	7.3					
3565	6.7	6.2	7.0	6.9	7.5	6.7	7.0	7.0	7.1	6.8	7.3	6.0	7.2	6.2	5.9	6.5	6.5			
3566	6.9	7.8	7.3	7.0	7.1	6.0	7.2	7.5	7.1	6.5	6.4	7.1	6.8	6.7	6.9	6.8	6.5			
3567	7.6	8.0	7.8	7.8	7.7	8.2	7.8	7.0	7.6	7.3	8.0	7.2	7.4							
3568	8.0	8.0	7.3	8.5	8.4	7.8	7.8													
3569	7.6	7.7	8.4	7.9	7.6	7.8	7.5	7.5	7.4	7.3	7.4	7.4	7.5							
3570	6.6	6.8	7.1	6.7	6.0	6.4	6.7	6.9	7.1	6.6	6.7	6.5	6.6	6.7	6.5	5.7	6.5			
3571	7.2	7.7	6.7	7.7	7.1	7.6	7.3	7.2	7.2	6.7	6.6	7.1	7.8	7.2	6.7					
3572	6.7	7.2	6.7	6.1	7.4	7.0	6.6	7.4	7.2	4.4	6.7	6.3	7.3	6.8	6.7	6.6				
3573	7.4	8.0	7.2	7.4	7.6	7.6	7.1	7.0	7.5	8.3	7.4	7.2	6.9	7.9	7.0					
3574	7.8	8.2	7.5	7.4	8.1	7.6	7.6	8.3	7.5	8.1	M	7.8	8.4	7.7	7.4					
3575	7.7	7.7	8.0	8.7	8.1	7.8	8.2	7.8	7.7	7.2	7.3	7.5	7.5	6.8	7.7					
3576	7.0	7.3	7.6	7.0	7.0	7.2	7.0	6.9	6.9	7.1	6.6	6.8								

MEAN 7.2
S.D. 0.52
N 26

PUP STATUS CODES: S-STILLBORN M-MISSING

APPENDIX U - F1 GENERATION

GASOLINE ETBE VAPOR CONDENSATE: A ONE-GENERATION WHOLE-BODY
INHALATION REPRODUCTION TOXICITY STUDY IN RATS

INDIVIDUAL PUP BODY WEIGHTS (GRAMS)

GROUP IV 20000 MG/M3 LACTATION DAY 1

FEMALE#	MEAN	PUP# 1	2	3	4	5	6	7	8	9	10	11	12	13	14	15	16	17	18	19
4551	7.1	7.0	7.7	6.7	8.1	7.7	7.0	7.3	7.2	7.2	6.2	7.6	6.4	5.8	7.4					
4552	NOT PREGNANT																			
4553	ACCIDENTAL DEATH																			
4554	6.8	D	S	S	S	S	7.0	7.6	7.1	7.5	7.8	7.0	6.0	7.1	5.6	7.6	6.2	6.2	5.8	
4555	7.4	7.8	8.1	7.9	7.9	6.4	8.0	7.9	6.5	6.4	7.5	7.7	7.1	7.7	6.9					
4556	8.5	8.5	9.3	9.0	8.2	8.1	8.5	8.3	8.0											
4557	7.0	7.0	7.1	7.2	7.1	7.0	7.7	7.3	7.2	6.8	6.2	7.1	6.6	6.8	6.9	6.8	7.4			
4558	8.3	S	S	S	7.5	8.3	8.4	9.2	7.8	8.3	8.8	7.8	8.2							
4559	6.6	S	6.4	6.9	6.6	7.1	6.6	6.8	6.3	6.8	6.2	6.7	6.7	6.7						
4560	7.6	S	8.4	8.1	8.0	7.0	7.3	8.1	6.1	7.6	7.6	7.8	7.4							
4561	6.9	6.7	6.7	7.3	7.0	7.1	7.0	7.0	6.7	6.7	6.6	7.1	7.1	6.7	7.1	6.8	7.1			
4562	NOT PREGNANT																			
4563	6.7	7.2	7.2	5.6	7.0	6.6	6.8	6.7	6.2	6.7	7.0	6.8	7.0	6.9	6.6	6.2				
4564	7.1	7.4	7.7	6.7	7.4	6.3	7.4	7.5	6.8	7.5	6.8	7.1	6.6	6.8	7.0	7.3				
4565	7.5	7.3	7.0	7.9	7.2	8.1	8.1	7.9	7.7	7.8	7.2	7.2	7.4	6.5	7.1					
4566	6.9	7.1	7.3	7.4	7.3	7.7	6.1	7.0	6.8	7.3	6.6	6.7	5.4	6.6						
4567	6.1	6.7	6.3	6.1	6.5	5.8	6.4	6.0	5.8	6.4	5.1	6.0	6.0	6.5	6.0					
4568	7.8	7.7	7.6	8.2	8.1	7.6	8.4	7.5	7.6	7.5	8.0	7.5								
4569	6.2	6.5	6.5	6.4	7.1	6.7	6.6	6.1	6.0	5.9	6.6	6.1	6.1	6.1	6.3	5.0	4.8	5.8		
4570	6.1	6.8	6.0	6.1	6.1	6.1	6.6	6.5	6.6	6.2	6.0	5.8	5.1	5.4	6.1	5.9	5.7			
4571	7.1	6.9	7.4	7.2	7.2	7.2	7.1	6.8	7.5	7.2	6.7	7.1	6.8	7.8	6.4	6.9				
4572	6.3	6.5	6.6	7.1	6.5	6.4	6.6	6.1	6.1	6.4	6.2	6.0	6.1	5.2						
4573	7.1	7.4	7.5	7.2	7.5	7.1	6.7	7.6	6.3	6.5	7.1	6.5	7.3							
4574	7.3	7.6	7.4	7.2	7.6	7.3	7.5	7.2	6.7	6.6	7.5	7.2	7.2							
4575	7.2	7.6	7.1	7.1	7.7	7.8	6.7	7.0	7.3	6.9										
4576	6.7	S	S	6.3	7.9	4.7	7.5	5.7	8.2	7.3	7.4	7.0	M	5.0	7.2	M	D	M		

MEAN 7.0
S.D. 0.62
N 23

PUP STATUS CODES: S-STILLBORN D-DIED M-MISSING

APPENDIX U - F1 GENERATION

GASOLINE ETBE VAPOR CONDENSATE: A ONE-GENERATION WHOLE-BODY
INHALATION REPRODUCTION TOXICITY STUDY IN RATS

INDIVIDUAL PUP BODY WEIGHTS (GRAMS)

GROUP I 0 MG/M3 LACTATION DAY 4

FEMALE#	MEAN	PUP# 1	2	3	4	5	6	7	8	9	10	11	12	13	14	15	16	17	18	19
1551	8.9	9.5	8.2	9.7	9.8	9.1	8.7	9.4	9.2	8.9	8.1	7.9	8.9	9.3	8.3					
1552	7.5	8.2	7.1	8.5	M	7.4	7.7	6.9	7.8	7.1	7.7	6.6	8.0	7.1	6.7	7.8				
1553	11.9	D	S	S	12.6	13.3	10.9	12.0	11.7	10.0	12.3	11.8	12.6							
1554	10.3	10.5	9.7	9.3	11.0	10.8	10.4	10.3	10.4	10.6	9.8	10.3	9.9							
1555	NOT PREGNANT																			
1556	9.3	9.4	10.0	9.1	10.0	9.8	9.0	8.0	8.3	8.2	8.9	9.9	8.9	10.4	9.2	9.6	10.2			
1557	11.0	S	S	S	11.1	11.2	11.4	12.2	11.7	10.8	10.4	9.0	11.4	11.0						
1558	10.2	9.0	11.3	11.9	10.0	10.3	9.4	9.4	11.3	9.7	11.3	9.5	9.9	9.6						
1559	11.8	11.7	11.7	12.1	12.6	11.9	10.7	11.7	11.6	12.0	12.0	12.0								
1560	9.6	S	S	10.2	9.8	10.1	9.1	9.9	8.5	9.2	9.9	9.3	10.5	9.7	9.3	9.3				
1561	11.6	S	9.9	12.4	12.4	12.7	12.2	12.3	13.0	11.6	10.8	11.4	10.0	10.8	D					
1562	9.3	9.6	10.3	9.0	9.5	9.5	9.8	9.0	8.2	8.9	9.7	8.5	9.0	9.6	8.7	10.0				
1563	9.5	9.2	9.3	8.8	10.0	8.7	9.3	10.0	10.4	9.9	9.7	9.6	9.8	8.8	9.2					
1564	10.5	10.5	11.6	10.3	11.0	10.5	11.1	10.5	9.4	10.4	9.6	10.9	M	10.2						
1565	10.7	S	M	10.6	10.4	10.6	10.6	11.8	10.9	10.3	10.8	10.6	11.1	10.9	10.4	10.5				
1566	10.5	S	10.0	10.7	11.2	11.1	10.6	11.2	9.5	10.0	10.5	11.1	10.2	10.2						
1567	10.8	9.0	11.8	11.8	10.8	10.7	10.6	10.1	11.1	11.5	10.4									
1568	9.9	9.9	10.2	9.3	9.5	10.2	10.4	9.4	10.1	9.6	10.0	9.8	10.1	9.6	10.0					
1569	10.8	10.8	11.0	11.2	10.1															
1570	10.5	10.4	10.4	11.0	11.3	11.4	10.8	10.1	10.6	9.9	10.4	10.6	9.6							
1571	9.4	9.6	9.1	10.7	9.6	8.5	10.5	9.3	9.6	9.8	10.5	9.0	9.6	8.7	8.7	8.9	9.4	9.1		
1572	9.9	9.5	10.1	9.6	10.3	10.4	10.1	10.0	10.0	10.6	9.8	9.2	9.0	9.6						
1573	10.2	11.0	10.4	10.1	10.6	10.6	10.2	10.1	10.2	10.0	D	10.4	9.9	8.8	9.7					
1574	14.5	15.8	14.2	16.0	12.0															
1575	10.3	S	D	10.7	10.7	10.8	10.2	11.1	10.5	10.2	9.1	9.5	10.5	10.1						
1576	10.1	10.3	10.1	10.3	10.5	10.0	10.3	9.6	10.3	10.2	9.7	10.7	9.0	10.6	10.2					

MEAN 10.4
S.D. 1.29
N 25

PUP STATUS CODES: S-STILLBORN D-DIED M-MISSING

APPENDIX U - F1 GENERATION

GASOLINE ETBE VAPOR CONDENSATE: A ONE-GENERATION WHOLE-BODY
INHALATION REPRODUCTION TOXICITY STUDY IN RATS

INDIVIDUAL PUP BODY WEIGHTS (GRAMS)

GROUP II 2000 MG/M3 LACTATION DAY 4

FEMALE#	MEAN	PUP# 1	2	3	4	5	6	7	8	9	10	11	12	13	14	15	16	17	18	19
2551	9.1	S	9.4	9.3	10.4	9.6	8.3	9.7	9.7	9.2	7.5	9.4	10.3	8.5	7.5	8.7				
2552	11.6	S	S	11.4	11.8	11.4	10.9	11.7	11.8	11.5	12.0	11.8	11.7	11.2	11.4					
2553	NOT PREGNANT																			
2554	10.0	10.9	11.1	D	6.9	9.8	10.2	11.5	8.7	9.8	10.8	D	9.9	10.2						
2555	10.8	10.5	11.5	11.0	10.4	11.8	11.5	10.7	11.0	11.0	10.5	11.4	9.8	9.9	10.2					
2556	10.4	10.7	10.6	10.4	11.0	10.7	M	10.4	11.5	10.6	9.7	11.0	10.1	10.7	9.6	8.9				
2557	10.2	10.0	8.9	11.1	10.4	11.3	10.6	9.4	10.0	9.8	11.1	8.9	10.4	10.6						
2558	10.3	10.4	10.4	11.0	10.5	11.4	10.9	8.8	9.7	10.3	9.8	10.7	9.8	10.1	9.9					
2559	NOT PREGNANT																			
2560	10.1	8.8	9.7	10.1	9.7	10.5	11.5	10.1	10.9	10.7	9.6	11.0	10.7	9.8	9.3	9.3				
2561	11.5	S	S	12.0	11.6	11.8	10.6	11.4	M	12.2	10.7	11.9	12.3	11.2	11.3	M				
2562	11.2	S	S	10.9	11.5	11.5	11.4	11.5	11.8	11.1	11.5	10.1	10.6							
2563	10.7	11.3	11.7	11.3	11.3	10.9	10.6	10.4	10.3	10.3	9.7	10.4	10.3	10.3						
2564	9.7	9.1	10.4	10.0	10.1	9.8	10.7	9.7	9.2	9.8	8.8	9.4	10.2	9.6	9.4	9.5				
2565	11.6	10.7	12.8	11.3	12.1	12.1	12.5	12.3	12.2	11.3	10.7	10.4	11.4	11.4						
2566	10.1	10.9	9.8	10.9	10.1	9.1	9.8	10.3	10.1	9.8	9.7	10.4	9.7							
2567	11.0	11.0	11.3	11.6	10.9	11.8	11.2	11.4	10.8	10.8	10.6	11.0	10.6	11.2	10.5	10.5				
2568	10.6	11.3	11.7	9.8	M	10.4	11.2	10.9	10.9	11.3	M	10.7	10.5	10.5	10.3	9.9	9.3			
2569	8.5	M	8.3	9.5	9.6	8.1	8.6	8.2	8.4	8.9	8.0	8.4	8.6	8.4	8.4	7.8	8.3			
2570	9.4	10.2	9.3	10.9	10.1	9.8	9.9	9.4	9.5	9.6	8.1	8.3	9.4	8.5	8.2	9.6				
2571	11.2	11.8	10.3	12.2	11.3	11.0	11.2	10.7	11.0	11.3	10.8	10.6	11.7	11.5						
2572	10.7	S	10.6	11.1	11.1	11.3	10.5	10.5	11.0	10.6	10.3	10.7	10.2							
2573	8.9	8.8	8.4	9.1	8.5	9.2	9.2	9.7	9.7	9.4	8.7	8.6	8.9	7.4	9.2	8.3	9.1			
2574	8.5	9.4	8.2	8.6	9.4	8.7	8.1	9.3	8.2	8.7	8.2	8.5	7.5	8.9	7.9	7.4				
2575	8.3	7.9	8.6	8.1	8.6	8.7	8.5	8.2	8.0	8.2	8.5	8.6	7.7	8.4						
2576	9.7	9.8	9.7	10.3	9.4	10.3	10.4	10.0	9.6	10.4	9.9	7.1	9.6	9.9	9.8					

MEAN 10.2
S.D. 1.00
N 24

PUP STATUS CODES: S-STILLBORN D-DIED M-MISSING

APPENDIX U - F1 GENERATION

GASOLINE ETBE VAPOR CONDENSATE: A ONE-GENERATION WHOLE-BODY
INHALATION REPRODUCTION TOXICITY STUDY IN RATS

INDIVIDUAL PUP BODY WEIGHTS (GRAMS)

GROUP III 10000 MG/M3 LACTATION DAY 4

FEMALE#	MEAN	PUP# 1	2	3	4	5	6	7	8	9	10	11	12	13	14	15	16	17	18	19
3551	10.7	7.6	11.2	11.2	12.0	10.3	11.1	10.8	11.0	10.7	10.9	10.6								
3552	10.7	12.1	10.0	11.2	10.3	11.3	11.7	11.9	10.7	10.4	10.6	10.3	10.2	10.0	8.9					
3553	10.5	11.2	10.9	11.0	10.5	10.5	10.6	9.4	10.7	10.6	10.8	10.5	10.1	10.6	10.2					
3554	9.8	9.7	10.1	10.4	10.1	10.2	10.2	10.2	9.4	9.1	9.4	9.6	9.7	9.1						
3555	11.3	12.1	11.5	11.2	10.9	11.2	11.9	10.9	11.2	11.3	10.9	11.8	10.6							
3556	13.5	14.0	13.7	12.9																
3557	9.5	9.6	10.4	8.7	10.0	10.4	10.8	9.6	10.9	9.3	9.6	7.1	7.8	9.8	9.6					
3558	9.7	S	S	9.3	9.9	10.0	10.2	10.3	9.8	9.0	10.2	9.8	8.9	9.2	9.4	9.8				
3559	9.4	9.6	9.8	9.9	9.2	9.4	9.6	9.5	9.7	9.6	9.1	8.9	9.2	9.3	8.5					
3560	9.0	9.7	10.2	9.5	8.7	10.8	9.2	9.2	9.3	8.0	8.9	9.5	8.3	8.4	8.5	8.7	7.9	8.2		
3561	9.6	9.2	9.3	10.0	9.5	9.8	9.9	9.7	10.3	9.9	9.7	10.0	9.0	9.1	9.3	9.4	9.3			
3562	10.6	10.9	10.6	10.5	10.5	11.3	11.4	8.5	10.4	10.9	10.8	10.3	10.5							
3563	10.0	M	10.7	10.4	9.8	10.2	9.4	9.9	9.8	10.3	9.7	9.5								
3564	10.7	10.3	10.9	10.8	10.9	10.2	10.7	12.0	10.3	10.0	10.7	M	10.9	11.2	10.8					
3565	9.4	9.2	9.9	9.2	10.6	9.0	9.4	10.0	10.0	9.6	10.9	8.4	10.0	8.7	7.7	9.4	8.3			
3566	8.7	9.1	9.3	9.0	8.7	8.0	8.7	9.6	8.1	8.3	8.3	9.1	8.9	8.5	8.2	8.5	8.2			
3567	11.3	11.3	11.9	11.2	10.5	12.8	11.6	10.3	11.6	11.1	11.2	11.2	11.3							
3568	12.3	12.5	11.5	12.8	12.8	12.2	12.1													
3569	10.7	11.2	11.5	10.9	10.3	10.4	11.0	10.6	10.7	10.4	10.4	10.1	10.5							
3570	9.7	10.0	10.3	10.5	9.1	8.9	9.7	10.6	10.2	10.0	10.2	9.1	10.3	9.3	9.6	8.3	9.4			
3571	9.9	9.9	9.8	11.0	9.7	10.3	9.6	10.3	10.0	9.3	9.5	9.6	10.2	10.0	9.5					
3572	9.6	10.8	M	8.4	10.5	9.8	9.8	10.0	10.4	4.7	10.1	9.6	10.3	9.7	10.0	9.6				
3573	9.6	10.0	9.6	10.1	9.6	9.7	9.4	9.5	10.4	10.5	9.1	9.1	8.8	9.7	9.4					
3574	12.2	13.4	11.8	11.5	12.2	12.3	11.8	12.0	12.1	12.1	M	12.2	13.2	12.0	11.9					
3575	10.7	10.8	11.0	11.5	10.7	11.2	11.0	11.3	10.5	9.8	10.0	10.9	10.9	9.2	10.4					
3576	10.4	11.0	11.0	10.7	10.6	10.3	10.3	10.0	10.2	10.6	9.8	10.2								

MEAN 10.4
S.D. 1.10
N 26

PUP STATUS CODES: S-STILLBORN M-MISSING

APPENDIX U - F1 GENERATION

GASOLINE ETBE VAPOR CONDENSATE: A ONE-GENERATION WHOLE-BODY
INHALATION REPRODUCTION TOXICITY STUDY IN RATS

INDIVIDUAL PUP BODY WEIGHTS (GRAMS)

GROUP IV 20000 MG/M3 LACTATION DAY 4

FEMALE#	MEAN	PUP# 1	2	3	4	5	6	7	8	9	10	11	12	13	14	15	16	17	18	19
4551	9.3	9.5	10.3	8.8	10.6	9.9	9.0	9.6	9.4	9.4	8.5	10.3	8.2	7.5	9.3					
4552	NOT PREGNANT																			
4553	ACCIDENTAL DEATH																			
4554	9.5	D	S	S	S	S	9.6	11.3	9.8	11.0	10.3	9.8	7.9	10.4	8.3	10.2	8.3	8.3	8.1	
4555	10.4	11.2	11.5	11.1	11.5	8.7	11.3	11.0	9.1	8.9	10.1	10.6	9.8	10.8	9.3					
4556	12.6	13.3	13.4	13.1	12.0	11.9	12.8	12.4	12.1											
4557	8.6	8.0	8.9	9.2	8.6	8.9	10.0	8.9	8.3	8.5	6.1	8.6	8.8	8.1	9.2	8.3	9.7			
4558	12.4	S	S	S	11.4	12.6	12.3	13.7	11.9	12.2	13.1	12.1	12.2							
4559	9.6	S	9.2	9.9	9.9	10.6	9.6	9.6	9.0	9.7	9.2	9.6	9.6	9.6						
4560	10.4	S	11.2	10.9	11.0	9.8	10.7	10.5	8.4	10.8	10.3	10.8	10.3							
4561	8.6	7.5	8.9	9.4	8.7	8.7	8.5	8.6	8.6	8.5	8.9	9.0	8.8	8.8	8.2	8.4	8.8			
4562	NOT PREGNANT																			
4563	10.1	11.4	10.8	8.8	10.9	9.7	10.3	9.6	9.5	9.6	10.5	9.7	10.4	10.0	10.1	9.9				
4564	9.9	10.6	10.9	10.0	9.6	9.1	10.0	10.5	9.3	10.0	8.5	10.2	9.7	10.0	9.7	9.9				
4565	10.5	10.4	10.0	11.2	9.9	11.2	11.6	10.9	10.8	10.8	10.0	9.9	10.6	9.4	9.8					
4566	9.8	10.3	10.7	10.3	10.3	10.7	9.0	9.8	9.6	10.0	9.6	9.6	8.3	9.4						
4567	9.2	9.9	9.8	9.1	9.8	9.0	9.5	8.8	8.7	9.5	7.8	8.8	9.2	9.9	8.7					
4568	10.8	11.0	10.6	11.1	11.6	10.9	11.6	10.6	10.4	10.4	11.1	10.0								
4569	8.1	8.6	8.7	8.2	9.1	8.9	8.9	8.6	7.8	7.7	8.7	8.6	8.7	8.2	8.4	6.5	4.3	7.9		
4570	8.1	9.2	7.7	8.0	8.2	8.3	8.9	8.8	8.8	8.0	7.9	8.1	7.1	7.9	8.5	7.7	7.1			
4571	9.1	8.5	9.0	9.3	9.1	9.2	9.0	8.9	9.5	9.4	8.3	9.3	8.9	10.2	8.5	8.7				
4572	8.7	9.0	9.0	9.1	9.1	9.1	9.3	8.5	8.8	8.8	8.6	8.2	8.4	7.7						
4573	9.5	10.1	9.6	9.6	10.6	9.1	8.9	10.2	9.1	9.0	9.9	8.4	9.5							
4574	10.1	10.1	10.3	10.4	10.8	9.8	10.4	9.9	9.6	9.3	10.3	9.7	10.3							
4575	10.8	11.4	10.4	10.7	11.0	11.3	10.4	10.5	11.1	10.3										
4576	11.7	S	S	9.5	12.4	D	12.1	D	12.6	12.2	11.8	11.2	M	D	11.6	M	D	M		

MEAN 9.9
S.D. 1.21
N 23

PUP STATUS CODES: S-STILLBORN D-DIED M-MISSING

APPENDIX U - F1 GENERATION

GASOLINE ETBE VAPOR CONDENSATE: A ONE-GENERATION WHOLE-BODY
INHALATION REPRODUCTION TOXICITY STUDY IN RATS

INDIVIDUAL PUP BODY WEIGHTS (GRAMS)

GROUP I 0 MG/M3 LACTATION DAY 7

FEMALE#	MEAN	PUP# 1	2	3	4	5	6	7	8	9	10	11	12	13	14	15	16	17	18	19
1551	11.3	C	10.5	12.1	C	11.4	C	C	11.6	11.6	10.9	10.9	11.0	12.0	10.6					
1552	9.3	10.1	9.2	10.2	M	C	9.5	8.8	10.0	8.4	C	8.0	C	C	8.8	10.0				
1553	15.7	D	S	S	16.4	17.4	15.3	15.4	13.7	13.7	16.3	16.0	17.2							
1554	13.7	C	13.2	12.7	C	13.9	14.6	14.2	14.1	13.8	13.0	14.2	13.7							
1555	NOT PREGNANT																			
1556	14.3	14.5	C	13.6	14.9	14.8	C	12.0	C	C	C	14.8	13.8	15.4	14.5	14.3	C			
1557	15.2	S	S	S	14.5	16.1	16.1	16.2	16.0	14.9	14.6	13.0	15.6	14.9						
1558	14.4	12.8	16.0	17.0	C	C	13.2	13.6	15.6	13.4	C	13.7	14.4	13.8						
1559	16.5	16.3	15.6	16.7	17.4	16.6	C	16.3	16.5	17.0	16.3	16.2								
1560	12.4	S	S	12.5	12.7	13.6	12.1	12.7	C	12.0	C	11.7	13.0	12.2	12.0	C				
1561	16.2	S	14.1	C	17.2	17.1	16.5	17.7	17.4	17.0	C	15.9	14.2	15.2	D					
1562	13.3	13.8	14.4	C	13.8	13.1	13.5	C	11.2	12.7	13.5	C	C	13.0	C	13.5				
1563	12.7	12.6	C	12.1	C	C	12.4	13.4	13.7	13.0	12.7	12.8	12.4	C	12.2					
1564	15.2	16.0	C	14.9	C	15.5	15.6	15.4	13.6	15.1	14.6	16.2	M	15.1						
1565	14.8	S	M	14.5	14.9	14.9	C	16.5	14.9	14.3	15.0	14.2	C	14.9	14.1	C				
1566	14.1	S	13.4	14.8	15.0	14.6	14.8	C	13.0	13.8	14.3	C	13.9	13.7						
1567	14.3	11.6	15.4	15.4	14.7	14.2	13.9	13.8	14.3	15.3	14.3									
1568	14.4	15.1	14.8	13.6	C	C	14.7	C	14.3	14.1	14.5	C	14.8	13.9	14.3					
1569	13.3	13.4	13.7	13.5	12.6															
1570	14.6	C	14.2	15.0	14.9	16.2	15.0	13.9	14.5	13.9	C	14.8	13.5							
1571	13.5	C	13.7	14.6	13.7	12.2	15.0	C	C	C	C	C	13.9	12.5	12.0	C	13.8	13.4		
1572	13.3	13.9	13.6	13.5	13.7	13.5	C	13.9	C	C	12.6	12.5	12.3	13.3						
1573	13.6	14.3	13.5	13.5	14.7	C	13.8	13.7	13.7	13.6	D	C	13.5	12.0	C					
1574	18.6	20.3	17.5	20.7	16.1															
1575	13.6	S	D	C	13.9	14.2	13.4	14.5	13.7	13.9	12.3	13.1	13.5	13.9						
1576	14.1	14.5	13.5	14.2	14.6	14.0	C	C	14.1	C	C	14.7	12.6	14.6	14.0					

MEAN 14.1
S.D. 1.77
N 25

PUP STATUS CODES: S-STILLBORN D-DIED C-CULLED M-MISSING

APPENDIX U - F1 GENERATION

GASOLINE ETBE VAPOR CONDENSATE: A ONE-GENERATION WHOLE-BODY
INHALATION REPRODUCTION TOXICITY STUDY IN RATS

INDIVIDUAL PUP BODY WEIGHTS (GRAMS)

GROUP II 2000 MG/M3 LACTATION DAY 7

FEMALE#	MEAN	PUP# 1	2	3	4	5	6	7	8	9	10	11	12	13	14	15	16	17	18	19
2551	12.8	S	13.6	C	14.4	13.6	11.8	13.3	13.6	12.6	C	12.5	C	11.7	10.8	C				
2552	15.5	S	S	15.0	15.8	15.3	15.2	15.9	16.0	15.0	16.1	15.9	C	C	15.2					
2553	NOT PREGNANT																			
2554	13.5	14.2	15.0	D	9.6	13.4	C	15.1	11.5	13.8	14.5	D	13.7	14.3						
2555	15.2	15.4	C	C	14.7	16.7	15.8	C	14.9	15.6	15.1	15.7	14.1	C	14.4					
2556	15.4	C	C	15.1	16.0	15.5	M	C	17.3	C	14.7	16.2	15.1	15.5	14.6	13.9				
2557	14.1	13.8	12.7	14.7	14.3	15.5	14.8	13.0	14.2	14.1	C	C	C	14.4						
2558	14.6	14.4	14.9	15.8	14.9	15.3	C	12.8	14.5	14.6	C	C	C	14.3	14.3					
2559	NOT PREGNANT																			
2560	14.6	12.9	14.6	14.7	C	15.2	C	14.9	C	15.3	14.3	15.4	15.5	C	13.1	C				
2561	15.6	S	S	16.0	16.1	16.1	14.4	C	M	16.6	14.5	16.0	16.4	14.9	15.5	M				
2562	14.2	S	S	13.8	15.0	14.3	14.7	14.6	14.6	13.9	14.3	13.0	13.4							
2563	14.7	15.7	15.8	15.9	15.1	15.2	13.4	14.4	C	13.9	C	C	13.5	14.1						
2564	14.3	C	C	14.7	C	14.3	15.0	14.2	14.0	14.7	C	14.0	C	13.7	13.6	14.3				
2565	16.2	C	17.3	15.4	16.8	17.3	16.7	C	C	15.6	15.5	14.6	16.0	16.3						
2566	14.6	15.5	14.2	C	14.7	13.5	14.5	15.6	C	13.7	14.5	15.4	14.1							
2567	15.8	15.4	16.4	16.1	16.1	C	C	16.2	C	15.7	C	16.0	15.4	C	15.3	15.3				
2568	15.5	16.4	C	14.3	M	C	16.2	C	15.9	16.1	M	C	15.4	16.0	15.9	15.6	13.4			
2569	12.0	M	C	C	12.8	11.6	C	C	12.3	12.3	11.4	12.0	11.4	12.9	11.7	11.4	C			
2570	13.8	C	14.1	15.7	15.2	14.7	C	14.1	C	C	12.0	12.9	C	12.9	12.3	13.9				
2571	15.7	16.1	15.1	17.1	15.3	15.6	C	14.9	C	15.0	C	14.6	17.2	15.7						
2572	14.6	S	14.4	15.5	C	15.9	14.5	14.0	14.9	14.6	14.1	14.7	13.3							
2573	12.2	12.0	11.7	C	C	C	12.7	12.8	13.0	C	12.3	C	11.9	C	12.1	11.8	12.1			
2574	11.7	12.7	11.7	C	13.2	12.0	11.4	C	C	C	11.6	11.4	10.5	12.3	10.5	C				
2575	10.2	10.0	10.3	10.0	10.5	C	10.4	C	C	10.2	10.2	10.3	9.6	10.1						
2576	14.3	14.7	14.5	14.7	C	C	C	C	14.9	15.4	15.0	9.9	14.4	14.7	15.0					

MEAN 14.2
S.D. 1.49
N 24

PUP STATUS CODES: S-STILLBORN D-DIED C-CULLED M-MISSING

APPENDIX U - F1 GENERATION

GASOLINE ETBE VAPOR CONDENSATE: A ONE-GENERATION WHOLE-BODY
INHALATION REPRODUCTION TOXICITY STUDY IN RATS

INDIVIDUAL PUP BODY WEIGHTS (GRAMS)

GROUP III 10000 MG/M3 LACTATION DAY 7

FEMALE#	MEAN	PUP# 1	2	3	4	5	6	7	8	9	10	11	12	13	14	15	16	17	18	19
3551	15.0	13.0	15.7	15.3	16.7	14.4	15.6	14.7	15.3	C	14.8	14.3								
3552	15.0	15.9	14.7	C	14.9	16.4	16.2	C	C	C	15.2	14.9	14.5	14.7	12.5					
3553	15.6	16.4	C	15.8	15.6	15.3	15.5	C	15.8	15.5	15.8	15.1	15.1	C	C					
3554	13.3	13.2	C	C	13.4	14.0	13.9	13.7	C	12.8	13.2	13.2	13.2	12.4						
3555	15.6	15.9	16.3	C	14.5	16.0	16.6	15.1	15.6	15.2	C	16.1	14.7							
3556	17.4	17.7	18.1	16.4																
3557	12.9	C	C	12.4	13.4	C	14.1	13.6	14.7	13.2	13.2	10.1	10.8	13.1	C					
3558	13.5	S	S	13.5	C	13.9	13.8	14.7	13.5	12.2	13.8	C	13.0	12.8	C	14.2				
3559	13.4	C	13.8	14.5	C	C	13.6	13.6	14.1	13.2	C	12.9	12.8	13.1	12.3					
3560	13.4	14.2	C	14.5	13.1	15.1	C	12.8	13.2	C	C	13.6	C	12.4	12.4	12.7	C	C		
3561	14.5	14.1	14.9	15.1	C	15.5	C	C	C	C	C	15.3	14.4	13.5	13.9	14.0	14.5			
3562	13.7	C	13.7	13.8	14.1	14.7	14.9	11.2	13.3	14.0	14.1	13.6	C							
3563	12.4	M	13.5	13.0	12.2	12.5	11.9	12.5	12.1	12.6	12.1	11.8								
3564	16.0	15.2	16.6	16.2	15.9	C	15.8	C	15.2	15.7	16.5	M	C	16.3	16.3					
3565	13.0	12.3	13.5	C	14.2	C	12.7	13.5	13.9	13.0	14.2	C	C	12.0	11.0	C	C			
3566	11.7	12.8	C	12.4	11.6	C	C	12.2	10.6	C	C	C	12.8	10.8	10.7	11.4	11.6			
3567	16.3	C	17.4	16.1	15.3	18.2	16.7	15.0	16.3	16.1	C	16.4	15.8							
3568	16.3	16.6	15.8	16.6	17.0	15.8	16.1													
3569	14.3	14.7	15.3	14.2	13.7	C	14.4	14.3	14.3	C	13.9	13.5	14.3							
3570	14.9	15.2	C	C	C	13.6	14.8	16.3	15.9	14.9	15.5	C	C	14.8	14.9	13.0	C			
3571	13.5	13.8	13.4	C	C	13.7	12.8	13.8	C	12.8	13.2	13.5	14.1	13.5	C					
3572	13.9	15.3	M	12.2	14.5	14.6	13.7	C	C	C	14.3	13.5	14.1	13.2	C	13.4				
3573	13.2	13.7	C	13.9	13.3	C	13.1	C	14.2	14.3	12.3	C	11.4	13.0	12.9					
3574	17.0	C	C	16.8	17.4	16.9	16.4	16.8	C	17.2	M	17.0	17.7	17.4	16.5					
3575	14.5	C	14.8	15.9	14.7	C	14.7	15.4	C	13.5	14.3	15.2	C	12.2	14.4					
3576	13.8	14.6	14.5	14.1	13.8	14.0	13.7	13.2	13.1	14.2	13.2	C								

MEAN 14.4
S.D. 1.45
N 26

PUP STATUS CODES: S-STILLBORN C-CULLED M-MISSING

APPENDIX U - F1 GENERATION

GASOLINE ETBE VAPOR CONDENSATE: A ONE-GENERATION WHOLE-BODY
INHALATION REPRODUCTION TOXICITY STUDY IN RATS

INDIVIDUAL PUP BODY WEIGHTS (GRAMS)

GROUP IV 20000 MG/M3 LACTATION DAY 7

FEMALE#	MEAN	PUP# 1	2	3	4	5	6	7	8	9	10	11	12	13	14	15	16	17	18	19
4551	12.6	12.6	14.1	11.9	13.7	C	C	C	12.8	13.4	11.6	14.3	11.5	10.3	C					
4552	NOT PREGNANT																			
4553	ACCIDENTAL DEATH																			
4554	12.3	D	S	S	S	S	12.9	C	C	14.5	14.3	13.1	10.2	C	10.7	13.8	11.3	11.0	10.8	
4555	13.9	15.3	15.2	15.0	C	10.7	14.7	C	C	11.7	C	15.1	13.5	15.3	12.0					
4556	16.7	17.5	17.4	17.9	16.1	15.6	16.7	16.6	15.9											
4557	12.2	11.3	12.5	12.7	C	12.8	13.1	C	11.9	12.0	C	C	11.7	C	12.6	11.6	C			
4558	16.5	S	S	S	15.2	16.7	16.1	18.3	15.9	16.3	17.4	16.2	16.3							
4559	13.2	S	13.0	13.6	13.5	14.1	12.9	13.0	12.0	13.3	C	C	13.0	13.3						
4560	13.4	S	14.3	14.4	14.2	12.7	13.5	13.8	10.5	13.7	C	13.7	13.4							
4561	12.4	11.3	12.3	13.5	12.2	C	C	12.2	C	C	12.3	13.0	12.3	C	C	12.5	12.3			
4562	NOT PREGNANT																			
4563	14.2	C	C	13.0	15.4	C	C	13.9	13.5	13.7	14.9	14.1	C	14.5	15.0	14.3				
4564	13.9	14.7	15.3	14.1	13.7	12.7	13.7	C	C	C	C	14.2	13.1	13.8	C	13.5				
4565	14.9	C	C	15.6	C	16.2	C	15.6	15.0	15.4	14.5	14.2	14.9	13.4	13.8					
4566	13.2	13.5	14.0	13.5	13.8	13.8	11.9	13.0	13.2	13.8	11.4	C	C	C						
4567	13.2	13.5	C	13.0	13.4	12.9	13.6	12.6	12.2	13.9	C	C	13.2	13.9	C					
4568	14.3	13.8	13.8	14.8	15.2	C	15.4	13.3	13.8	13.5	15.3	13.8								
4569	11.4	12.5	12.0	12.1	C	12.7	12.3	12.1	C	C	C	C	C	12.2	12.4	9.5	6.4	C		
4570	11.5	12.6	10.8	11.1	C	C	11.9	12.5	C	11.3	11.9	C	C	C	11.7	10.6	10.4			
4571	13.9	C	C	15.1	13.2	C	14.5	13.4	14.1	C	13.4	13.6	13.9	14.7	12.7	C				
4572	11.9	C	12.0	12.7	C	12.6	12.5	11.4	12.0	12.2	11.0	11.4	11.4	C						
4573	13.1	C	13.7	13.2	14.3	12.8	C	13.8	12.5	12.4	13.5	11.6	13.3							
4574	13.1	13.3	13.2	14.1	13.8	12.7	13.1	12.8	12.2	12.3	13.7	C	C							
4575	14.2	15.0	13.5	14.0	14.5	14.4	14.1	14.1	14.7	13.4										
4576	14.9	S	S	12.2	15.8	D	15.5	D	15.8	15.8	14.9	14.5	M	D	15.0	M	D	M		

MEAN 13.5
S.D. 1.38
N 23

PUP STATUS CODES: S-STILLBORN D-DIED C-CULLED M-MISSING

APPENDIX U - F1 GENERATION

GASOLINE ETBE VAPOR CONDENSATE: A ONE-GENERATION WHOLE-BODY
INHALATION REPRODUCTION TOXICITY STUDY IN RATS

INDIVIDUAL PUP BODY WEIGHTS (GRAMS)

GROUP I 0 MG/M3 LACTATION DAY 14

FEMALE#	MEAN	PUP# 1	2	3	4	5	6	7	8	9	10	11	12	13	14	15	16	17	18	19
1551	19.6	C	18.4	21.4	C	20.2	C	C	20.6	20.0	19.4	18.5	18.9	21.4	17.7					
1552	17.2	18.6	16.3	18.0	M	C	18.0	16.6	19.7	15.4	C	15.4	C	C	15.8	18.5				
1553	23.2	D	S	S	24.3	25.3	22.1	22.2	22.6	20.6	23.9	22.8	25.0							
1554	22.5	C	22.3	21.6	C	22.2	24.0	23.5	23.0	22.6	20.1	23.7	21.8							
1555	NOT PREGNANT																			
1556	26.3	26.5	C	24.8	27.0	27.5	C	24.5	C	C	C	26.7	26.6	27.0	26.6	25.4	C			
1557	26.5	S	S	S	25.8	28.0	26.8	28.9	27.4	25.4	25.4	24.0	26.9	26.9						
1558	26.6	23.6	29.8	28.8	C	C	25.2	26.8	27.5	25.4	C	D	26.1	25.9						
1559	27.6	26.0	26.0	28.8	28.2	27.8	C	27.2	27.7	28.6	27.8	27.9								
1560	22.8	S	S	22.9	22.6	23.9	22.7	23.0	C	22.8	C	20.9	24.4	22.8	22.4	C				
1561	27.3	S	25.4	C	28.7	29.4	27.0	29.2	28.9	28.3	C	27.0	23.4	25.5	D					
1562	17.6	18.4	18.7	C	18.0	17.2	17.6	C	15.6	17.1	18.3	C	C	17.4	C	17.4				
1563	22.3	22.5	C	21.0	C	C	22.1	23.2	22.4	22.5	22.7	23.1	21.5	C	22.4					
1564	25.6	27.7	C	25.4	C	26.3	26.6	23.0	23.4	25.6	26.5	26.8	M	24.6						
1565	23.8	S	M	23.8	23.4	24.0	C	25.7	24.6	23.3	22.9	22.8	C	24.0	23.2	C				
1566	23.5	S	23.3	24.8	23.6	24.3	24.1	C	22.3	24.0	23.1	C	23.4	22.4						
1567	23.4	17.3	25.0	25.0	24.0	23.0	23.2	23.2	24.1	25.1	24.4									
1568	26.2	28.3	25.1	25.9	C	C	27.3	C	25.9	26.1	26.0	C	27.3	24.5	26.0					
1569	23.4	23.3	23.9	23.9	22.4															
1570	25.3	C	25.6	26.1	25.9	26.8	25.4	24.5	24.8	24.0	C	25.6	24.1							
1571	25.3	C	26.1	26.4	24.4	24.7	28.0	C	C	C	C	C	26.5	22.8	22.9	C	25.6	25.8		
1572	23.6	24.9	24.0	24.4	24.9	23.4	C	23.3	C	C	23.3	21.4	22.5	23.8						
1573	24.6	25.7	24.8	24.7	26.4	C	25.2	23.3	24.3	24.6	D	C	24.9	22.5	C					
1574	29.2	32.1	28.0	30.6	26.1															
1575	22.8	S	D	C	22.9	22.9	22.7	24.7	22.5	22.6	21.2	22.1	22.7	24.1						
1576	25.6	26.1	25.0	26.5	27.1	24.5	C	C	25.8	C	C	25.5	23.8	25.8	25.5					

MEAN 24.1
S.D. 2.87
N 25

PUP STATUS CODES: S-STILLBORN D-DIED C-CULLED M-MISSING

APPENDIX U - F1 GENERATION

GASOLINE ETBE VAPOR CONDENSATE: A ONE-GENERATION WHOLE-BODY
INHALATION REPRODUCTION TOXICITY STUDY IN RATS

INDIVIDUAL PUP BODY WEIGHTS (GRAMS)

GROUP II 2000 MG/M3 LACTATION DAY 14

FEMALE#	MEAN	PUP# 1	2	3	4	5	6	7	8	9	10	11	12	13	14	15	16	17	18	19
2551	21.5	S	22.6	C	25.4	21.9	20.4	22.3	22.8	20.0	C	20.3	C	20.4	19.0	C				
2552	25.2	S	S	25.2	25.4	24.7	24.8	25.7	25.5	24.5	25.4	26.1	C	C	25.0					
2553	NOT PREGNANT																			
2554	24.8	25.7	27.2	D	19.9	24.3	C	26.7	22.3	26.5	24.8	D	24.3	26.4						
2555	26.3	26.8	C	C	25.9	27.6	27.4	C	25.9	26.6	26.0	26.7	25.3	C	25.0					
2556	27.7	C	C	27.3	28.5	27.9	M	C	29.8	C	27.4	28.8	27.4	27.1	26.4	26.1				
2557	23.6	24.0	22.8	24.6	24.1	24.4	23.9	22.4	23.5	23.3	C	C	C	23.3						
2558	25.0	22.6	25.5	26.8	26.7	25.2	C	22.4	25.2	25.4	C	C	C	25.0	25.1					
2559	NOT PREGNANT																			
2560	26.3	23.1	27.7	26.2	C	26.7	C	26.5	C	26.2	26.3	27.1	27.3	C	25.6	C				
2561	25.3	S	S	25.8	26.4	25.2	24.0	C	M	27.1	23.7	25.5	26.7	24.7	24.4	M				
2562	20.0	S	S	20.6	21.2	20.7	20.7	20.1	19.8	19.3	20.4	18.5	18.9							
2563	24.6	25.5	27.1	26.6	25.4	25.9	23.1	23.1	C	24.0	C	C	22.1	23.5						
2564	25.8	C	C	26.6	C	26.0	26.9	26.2	25.5	25.0	C	25.2	C	25.8	25.1	25.3				
2565	29.3	C	31.7	29.1	29.4	30.8	29.9	C	C	28.5	28.4	27.1	28.1	29.5						
2566	24.3	25.3	23.0	C	23.9	22.4	23.7	26.2	C	23.2	24.6	25.2	25.7							
2567	27.6	28.2	28.6	28.4	28.4	C	C	27.4	C	25.9	C	28.7	27.4	C	26.9	25.7				
2568	27.8	29.5	C	27.5	M	C	29.4	C	28.1	28.5	M	C	27.8	27.5	27.1	28.3	24.2			
2569	23.4	M	C	C	23.9	23.7	C	C	24.2	23.8	23.6	23.6	21.4	25.2	21.6	22.6	C			
2570	24.4	C	24.5	26.3	25.6	25.9	C	24.9	C	C	21.9	23.5	C	22.8	23.5	25.0				
2571	27.0	28.0	26.8	27.8	25.9	27.7	C	25.2	C	27.0	C	26.1	30.1	25.3						
2572	25.4	S	25.6	27.0	C	27.7	25.3	25.5	25.4	25.4	24.4	25.8	21.8							
2573	22.7	22.5	21.9	C	C	C	23.7	23.2	23.5	C	22.7	C	22.1	C	21.9	22.7	23.0			
2574	22.5	23.7	22.5	C	23.1	23.1	22.2	C	C	C	22.1	23.0	20.8	23.5	20.9	C				
2575	17.6	17.2	18.4	17.3	18.6	C	16.8	C	C	17.8	17.4	17.8	17.0	17.8						
2576	26.1	26.5	26.4	27.2	C	C	C	C	27.0	27.3	27.0	21.0	26.1	26.0	26.6					

MEAN 24.8
S.D. 2.61
N 24

PUP STATUS CODES: S-STILLBORN D-DIED C-CULLED M-MISSING

APPENDIX U - F1 GENERATION

GASOLINE ETBE VAPOR CONDENSATE: A ONE-GENERATION WHOLE-BODY
INHALATION REPRODUCTION TOXICITY STUDY IN RATS

INDIVIDUAL PUP BODY WEIGHTS (GRAMS)

GROUP III 10000 MG/M3 LACTATION DAY 14

FEMALE#	MEAN	PUP# 1	2	3	4	5	6	7	8	9	10	11	12	13	14	15	16	17	18	19
3551	23.6	24.2	24.2	23.7	25.6	22.9	24.1	22.8	23.4	C	23.1	22.0								
3552	26.2	37.1	24.2	C	22.6	26.9	26.5	C	C	C	24.1	25.1	24.4	24.1	26.5					
3553	27.6	28.2	C	28.4	28.9	27.3	27.3	C	27.7	27.4	28.0	26.8	26.1	C	C					
3554	22.9	22.7	C	C	23.5	24.9	23.1	23.5	C	21.9	22.5	23.1	22.4	21.5						
3555	26.0	25.9	25.4	C	25.6	27.8	26.9	25.7	25.8	25.6	C	25.7	26.0							
3556	26.6	27.2	26.9	25.7																
3557	22.1	C	C	22.1	22.9	C	23.5	23.6	24.5	22.5	22.0	19.0	19.3	21.8	C					
3558	23.6	S	S	22.6	C	24.0	23.8	24.8	22.6	22.6	24.1	C	22.8	24.5	C	24.0				
3559	22.8	C	23.6	24.3	C	C	22.7	22.9	23.2	22.3	C	23.3	22.7	21.4	21.1					
3560	25.3	24.9	C	26.4	25.4	29.1	C	25.1	24.9	C	C	24.8	C	24.2	22.7	25.1	C	C		
3561	26.1	25.5	26.6	26.9	C	27.3	C	C	C	C	C	26.4	25.1	25.2	25.7	26.1	26.3			
3562	24.1	C	23.5	25.0	24.7	25.6	26.0	21.3	22.8	23.8	24.4	23.7	C							
3563	21.6	M	22.9	22.5	20.1	21.0	21.4	22.1	22.0	21.5	21.8	20.9								
3564	29.0	27.7	29.4	28.2	28.4	C	29.7	C	27.0	29.5	30.0	M	C	29.2	30.5					
3565	23.4	22.2	23.6	C	24.4	C	23.5	23.7	24.8	24.7	24.7	C	C	22.2	20.3	C	C			
3566	22.1	23.5	C	23.6	21.9	C	C	23.7	20.5	C	C	C	23.7	20.8	21.1	20.5	21.4			
3567	28.6	C	30.4	28.1	27.5	30.4	29.8	26.0	27.9	28.3	C	29.2	28.1							
3568	28.3	28.4	28.1	28.2	29.4	27.4	28.1													
3569	23.3	24.6	24.2	23.7	23.1	C	22.6	23.7	23.0	C	22.8	22.6	22.5							
3570	27.5	28.0	C	C	C	26.6	27.5	28.5	29.4	27.4	28.3	C	C	26.9	27.1	25.3	C			
3571	22.8	22.9	23.0	C	C	23.5	22.2	23.3	C	21.6	22.1	23.5	22.9	23.2	C					
3572	24.4	25.8	M	22.6	25.8	25.6	24.8	C	C	C	24.9	23.7	24.2	23.8	C	22.8				
3573	24.6	24.3	C	25.7	24.8	C	24.3	C	26.0	26.0	23.7	C	23.5	23.7	23.9					
3574	28.4	C	C	28.7	29.4	29.4	27.9	27.5	C	27.8	M	26.0	30.1	28.7	28.6					
3575	26.1	C	26.5	27.5	26.5	C	26.9	27.8	C	24.2	24.4	28.1	C	22.7	26.9					
3576	23.3	23.9	24.1	23.3	24.0	23.6	23.1	23.1	22.3	24.2	21.7	C								

MEAN 25.0
S.D. 2.26
N 26

PUP STATUS CODES: S-STILLBORN C-CULLED M-MISSING

APPENDIX U - F1 GENERATION

GASOLINE ETBE VAPOR CONDENSATE: A ONE-GENERATION WHOLE-BODY
INHALATION REPRODUCTION TOXICITY STUDY IN RATS

INDIVIDUAL PUP BODY WEIGHTS (GRAMS)

GROUP IV 20000 MG/M3 LACTATION DAY 14

FEMALE#	MEAN	PUP# 1	2	3	4	5	6	7	8	9	10	11	12	13	14	15	16	17	18	19
4551	20.0	19.2	22.1	19.1	22.7	C	C	C	20.9	20.7	17.6	22.4	18.5	16.7	C					
4552	NOT PREGNANT																			
4553	ACCIDENTAL DEATH																			
4554	21.9	D	S	S	S	S	23.5	C	C	24.4	24.8	21.7	20.0	C	19.0	24.7	20.5	19.9	20.1	
4555	23.9	25.2	24.4	25.8	C	20.1	24.5	C	C	21.5	C	25.5	24.3	26.4	21.4					
4556	27.6	28.6	28.8	29.6	26.5	26.0	27.7	27.5	26.5											
4557	21.2	19.8	21.9	21.4	C	21.5	22.8	C	20.6	21.2	C	C	19.9	C	22.4	20.1	C			
4558	28.1	S	S	S	27.4	28.3	31.3	28.2	26.9	28.5	27.0	27.5	27.5							
4559	22.2	S	22.3	21.8	22.8	23.4	21.8	21.5	21.3	22.9	C	C	21.9	22.4						
4560	21.7	S	22.3	22.6	22.9	21.0	22.1	21.4	19.2	22.1	C	22.1	21.4							
4561	23.3	22.0	21.8	25.4	24.9	C	C	23.0	C	C	23.3	23.4	23.8	C	C	22.8	22.5			
4562	NOT PREGNANT																			
4563	25.2	C	C	24.1	25.8	C	C	24.3	24.4	24.9	26.3	25.2	C	25.2	26.0	25.7				
4564	25.2	25.9	27.0	25.2	24.6	24.1	25.1	C	C	C	C	25.0	24.6	25.1	C	25.1				
4565	25.8	C	C	26.9	C	27.7	C	27.5	24.8	26.8	24.7	25.7	25.7	24.2	23.5					
4566	23.9	23.8	24.0	24.4	24.5	24.3	21.8	22.8	25.0	26.3	22.1	C	C	C						
4567	23.9	24.5	C	24.1	23.8	23.4	24.5	22.5	23.1	24.6	C	C	23.6	24.7	C					
4568	24.5	24.9	23.9	24.8	26.6	C	26.0	22.6	23.5	22.9	26.4	23.6								
4569	22.4	23.5	24.1	23.5	C	24.3	23.5	23.3	C	C	C	C	C	23.9	24.3	19.2	14.8	C		
4570	22.8	24.4	21.8	22.8	C	C	23.9	25.0	C	22.6	22.8	C	C	C	23.7	21.4	19.8			
4571	24.3	C	C	25.4	23.9	C	25.2	23.9	24.0	C	23.3	24.6	23.7	25.8	23.2	C				
4572	19.9	C	19.4	20.8	C	21.1	21.2	18.6	19.9	20.5	19.3	19.1	19.4	C						
4573	23.8	C	24.2	23.9	25.5	23.5	C	25.0	22.8	23.1	24.9	21.5	23.8							
4574	21.4	22.6	21.2	22.9	22.8	21.0	20.9	21.1	19.2	19.8	22.6	C	C							
4575	24.0	24.2	22.6	23.8	24.4	24.9	24.1	24.4	24.0	23.2										
4576	24.6	S	S	21.3	25.5	D	25.6	D	25.5	25.1	24.2	24.5	M	D	25.0	M	D	M		

MEAN 23.5
S.D. 2.09
N 23

PUP STATUS CODES: S-STILLBORN D-DIED C-CULLED M-MISSING

APPENDIX U - F1 GENERATION

GASOLINE ETBE VAPOR CONDENSATE: A ONE-GENERATION WHOLE-BODY
INHALATION REPRODUCTION TOXICITY STUDY IN RATS

INDIVIDUAL PUP BODY WEIGHTS (GRAMS)

GROUP I 0 MG/M3 LACTATION DAY 21

FEMALE#	MEAN	PUP# 1	2	3	4	5	6	7	8	9	10	11	12	13	14	15	16	17	18	19
1551	30.1	C	28.9	31.4	C	31.0	C	C	30.7	30.5	31.4	29.2	28.5	32.5	26.5					
1552	26.9	28.0	25.3	28.0	M	C	28.5	27.1	29.3	23.8	C	26.1	C	C	25.2	28.1				
1553	33.3	D	S	S	34.9	36.4	32.0	31.9	32.3	30.3	33.4	32.7	35.8							
1554	36.6	C	34.8	32.9	C	35.8	38.5	39.2	34.6	40.6	34.1	37.4	38.1							
1555	NOT PREGNANT																			
1556	43.0	46.7	C	40.6	43.9	45.6	C	38.4	C	C	C	43.8	42.0	44.1	45.5	39.4	C			
1557	45.4	S	S	S	44.4	50.1	45.6	51.2	46.6	42.7	43.2	40.6	44.3	45.1						
1558	43.0	34.4	47.9	48.7	C	C	39.9	44.9	45.9	41.1	C	D	43.2	40.7						
1559	48.3	43.8	45.8	50.2	51.0	49.7	C	45.3	50.2	50.4	48.2	48.0								
1560	37.3	S	S	35.5	35.6	40.6	37.5	36.5	C	38.4	C	34.4	39.5	37.7	37.4	C				
1561	42.1	S	38.0	C	45.0	46.5	43.0	42.9	46.4	43.8	C	41.2	35.6	38.7	D					
1562	31.6	33.2	D	C	34.1	D	30.8	C	28.3	31.2	34.4	C	C	29.2	C	31.5				
1563	31.7	31.4	C	31.7	C	C	31.3	33.9	30.3	29.9	33.4	32.6	30.3	C	31.8					
1564	41.4	44.9	C	42.3	C	41.2	43.5	38.4	36.3	43.3	41.6	43.9	M	38.9						
1565	37.9	S	M	37.7	36.0	39.6	C	38.3	38.5	38.3	37.5	37.2	C	38.6	37.0	C				
1566	38.1	S	37.6	39.8	38.2	41.7	38.6	C	35.9	36.5	37.2	C	37.3	38.5						
1567	36.2	26.7	37.9	36.5	37.3	39.0	38.6	32.6	36.5	39.4	37.9									
1568	45.3	50.1	45.0	42.4	C	C	45.9	C	44.3	43.5	45.1	C	47.4	43.2	45.9					
1569	38.6	39.1	38.3	41.1	36.0															
1570	43.7	C	44.7	45.3	44.3	45.4	45.0	43.0	41.4	42.3	C	44.8	40.8							
1571	38.5	C	38.5	39.8	36.6	36.5	43.2	C	C	C	C	C	39.4	36.3	34.0	C	41.2	39.6		
1572	37.9	40.3	38.3	41.2	39.2	37.3	C	34.3	C	C	37.2	37.0	37.4	37.2						
1573	42.4	44.0	42.9	43.8	44.7	C	45.1	41.1	39.6	41.3	D	C	41.6	39.5	C					
1574	51.9	55.5	53.0	54.9	44.0															
1575	36.4	S	D	C	37.5	35.8	37.6	40.8	36.3	35.8	33.5	32.3	36.3	38.5						
1576	37.0	38.0	37.2	38.3	39.8	35.7	C	C	37.9	C	C	35.9	32.5	37.6	36.7					

MEAN 39.0
S.D. 5.81
N 25

PUP STATUS CODES: S-STILLBORN D-DIED C-CULLED M-MISSING

APPENDIX U - F1 GENERATION

GASOLINE ETBE VAPOR CONDENSATE: A ONE-GENERATION WHOLE-BODY
INHALATION REPRODUCTION TOXICITY STUDY IN RATS

INDIVIDUAL PUP BODY WEIGHTS (GRAMS)

GROUP II 2000 MG/M3 LACTATION DAY 21

FEMALE#	MEAN	PUP# 1	2	3	4	5	6	7	8	9	10	11	12	13	14	15	16	17	18	19
2551	36.1	S	39.4	C	43.9	36.3	33.0	37.8	37.9	33.5	C	32.8	C	35.8	30.7	C				
2552	43.2	S	S	43.0	45.3	38.7	44.6	41.9	43.8	42.9	43.2	43.2	C	C	44.9					
2553	NOT PREGNANT																			
2554	41.0	43.2	45.8	D	31.7	39.5	C	44.6	37.5	44.0	42.5	D	41.5	39.4						
2555	45.8	47.5	C	C	46.1	45.4	48.6	C	45.2	44.9	45.6	48.1	43.3	C	42.9					
2556	45.8	C	C	44.8	46.8	46.3	M	C	47.0	C	45.8	48.4	46.6	45.5	44.8	42.0				
2557	40.1	40.0	38.5	42.1	41.8	41.9	39.8	38.0	38.9	39.7	C	C	C	39.9						
2558	43.4	38.0	45.1	47.1	46.1	45.0	C	37.2	42.8	44.2	C	C	C	44.5	43.7					
2559	NOT PREGNANT																			
2560	44.7	39.3	49.3	45.4	C	45.4	C	46.0	C	43.7	42.2	44.5	48.5	C	42.5	C				
2561	42.8	S	S	42.8	46.4	45.1	39.9	C	M	45.5	38.8	43.4	41.1	43.3	41.6	M				
2562	33.7	S	S	35.4	35.6	33.8	33.1	33.7	32.0	33.5	35.0	31.3	33.4							
2563	40.5	44.1	46.2	44.6	38.5	44.4	35.2	36.3	C	41.2	C	C	34.6	40.0						
2564	42.7	C	C	43.9	C	42.0	44.7	43.9	42.7	42.2	C	42.9	C	41.8	39.2	43.8				
2565	50.0	C	52.1	49.6	50.7	51.3	50.6	C	C	48.2	50.8	46.5	46.6	54.0						
2566	41.1	45.7	40.2	C	36.2	36.2	39.8	47.0	C	40.1	41.2	42.0	43.0							
2567	41.6	44.6	42.3	45.0	42.3	C	C	42.7	C	37.9	C	40.8	40.9	C	41.4	38.5				
2568	44.9	48.1	C	43.5	M	C	48.2	C	47.3	46.5	M	C	45.2	44.7	43.7	43.6	37.7			
2569	37.8	M	C	C	38.7	37.7	C	C	38.1	39.5	39.4	37.3	34.2	41.4	33.4	38.2	C			
2570	39.7	C	37.3	41.4	40.9	38.5	C	41.4	C	C	35.6	42.8	C	38.9	38.0	42.5				
2571	43.9	44.8	42.8	45.4	39.7	44.8	C	41.9	C	43.3	C	44.9	49.6	41.5						
2572	38.9	S	38.1	38.7	C	42.7	39.9	38.9	38.2	40.7	37.1	39.6	34.6							
2573	34.1	33.0	30.8	C	C	C	36.0	34.7	36.7	C	35.0	C	31.9	C	32.9	33.7	35.9			
2574	33.6	36.1	34.7	C	34.8	34.2	33.5	C	C	C	30.8	32.0	32.1	36.7	30.6	C				
2575	27.0	27.0	29.7	26.4	27.7	C	26.4	C	C	26.9	27.0	26.7	25.6	26.5						
2576	44.0	45.4	44.1	47.6	C	C	C	C	43.2	45.8	47.2	33.6	43.8	43.3	45.6					

MEAN 40.7
S.D. 5.03
N 24

PUP STATUS CODES: S-STILLBORN D-DIED C-CULLED M-MISSING

APPENDIX U - F1 GENERATION

GASOLINE ETBE VAPOR CONDENSATE: A ONE-GENERATION WHOLE-BODY
INHALATION REPRODUCTION TOXICITY STUDY IN RATS

INDIVIDUAL PUP BODY WEIGHTS (GRAMS)

GROUP III 10000 MG/M3 LACTATION DAY 21

FEMALE#	MEAN	PUP# 1	2	3	4	5	6	7	8	9	10	11	12	13	14	15	16	17	18	19
3551	41.0	43.0	44.3	39.1	45.9	40.2	43.1	38.9	39.5	C	38.2	37.8								
3552	45.8	49.0	43.9	C	45.5	49.4	48.1	C	C	C	44.0	47.7	45.7	44.7	39.7					
3553	44.1	47.2	C	46.5	44.4	45.4	42.9	C	43.5	42.9	43.2	43.6	41.7	C	C					
3554	35.6	37.1	C	C	37.2	37.8	32.3	36.8	C	35.0	36.3	35.3	36.6	31.3						
3555	46.2	46.1	45.2	C	D	51.6	48.7	43.9	46.2	44.4	C	47.2	42.4							
3556	45.2	47.4	44.3	44.0																
3557	38.9	C	C	37.2	39.2	C	41.3	44.3	43.4	38.7	38.9	31.4	31.7	42.7	C					
3558	41.3	S	S	40.6	C	41.8	42.3	41.8	40.9	39.4	41.4	C	39.3	44.2	C	40.8				
3559	36.4	C	38.8	38.1	C	C	38.7	36.4	35.7	36.4	C	36.2	38.2	33.2	32.4					
3560	44.0	46.0	C	43.3	46.4	48.1	C	43.1	43.3	C	C	42.2	C	42.5	40.5	44.6	C	C		
3561	43.9	41.7	43.0	45.1	C	45.3	C	C	C	C	C	46.6	45.5	42.4	43.4	44.0	41.6			
3562	40.7	C	40.5	41.9	40.0	41.7	46.7	33.4	39.3	41.9	40.6	40.9	C							
3563	37.0	M	39.2	39.4	34.7	36.0	37.6	36.3	36.1	36.5	38.0	36.2								
3564	45.7	43.1	46.9	45.9	44.3	C	43.7	C	44.8	46.1	46.8	M	C	48.9	46.8					
3565	37.3	32.5	38.3	C	41.2	C	34.7	33.9	41.2	40.3	40.1	C	C	35.7	35.2	C	C			
3566	34.8	37.5	C	35.3	34.8	C	C	37.8	33.4	C	C	C	37.2	33.1	31.2	33.2	34.9			
3567	50.7	C	54.0	54.8	49.8	52.1	52.1	48.8	50.1	45.7	C	50.7	48.7							
3568	48.6	48.7	49.7	46.9	51.4	47.5	47.4													
3569	40.7	45.2	45.2	41.5	38.6	C	35.2	42.0	38.4	C	39.3	39.0	42.5							
3570	41.3	41.4	C	C	C	40.9	42.4	44.8	43.7	41.4	42.3	C	C	39.9	40.5	36.0	C			
3571	36.9	36.9	36.2	C	C	38.0	36.4	38.9	C	34.5	36.6	39.4	36.9	35.1	C					
3572	43.2	46.8	M	41.0	45.7	42.4	45.0	C	C	C	43.9	40.7	43.9	41.2	C	40.9				
3573	43.7	43.7	C	47.2	44.4	C	45.7	C	45.7	45.5	42.8	C	38.2	40.7	43.2					
3574	45.4	C	C	46.2	44.3	45.8	44.3	42.2	C	46.3	M	43.0	48.8	46.8	46.5					
3575	44.9	C	46.9	46.9	48.6	C	43.8	49.6	C	40.2	38.5	47.6	C	39.0	47.6					
3576	37.8	38.7	40.1	38.8	37.2	38.6	38.3	38.5	36.1	38.3	33.7	C								

MEAN 42.0
S.D. 4.20
N 26

PUP STATUS CODES: S-STILLBORN D-DIED C-CULLED M-MISSING

APPENDIX U - F1 GENERATION

GASOLINE ETBE VAPOR CONDENSATE: A ONE-GENERATION WHOLE-BODY
INHALATION REPRODUCTION TOXICITY STUDY IN RATS

INDIVIDUAL PUP BODY WEIGHTS (GRAMS)

GROUP IV 20000 MG/M3 LACTATION DAY 21

FEMALE#	MEAN	PUP# 1	2	3	4	5	6	7	8	9	10	11	12	13	14	15	16	17	18	19
4551	30.3	28.2	32.7	28.3	33.0	C	C	C	31.7	31.0	28.4	36.2	27.3	25.7	C					
4552	NOT PREGNANT																			
4553	ACCIDENTAL DEATH																			
4554	33.6	D	S	S	S	S	34.6	C	C	37.7	36.9	33.7	30.2	C	29.1	39.1	31.9	32.2	30.7	
4555	40.5	43.3	43.3	44.7	C	32.1	41.5	C	C	33.6	C	45.7	42.4	43.7	34.7					
4556	42.2	43.2	46.9	43.0	40.2	41.4	41.8	41.5	39.3											
4557	37.6	34.0	39.0	39.6	C	37.0	40.7	C	33.9	38.8	C	C	37.5	C	39.8	35.7	C			
4558	48.1	S	S	S	49.5	50.3	47.6	51.6	46.2	47.1	46.6	46.8	47.4							
4559	39.4	S	40.0	40.8	38.6	40.9	38.4	39.5	38.1	40.5	C	C	38.0	39.3						
4560	37.0	S	38.4	36.7	39.4	35.9	38.4	36.8	31.4	38.9	C	37.9	35.9							
4561	38.0	35.0	33.8	42.3	40.8	C	C	36.4	C	C	40.0	37.4	37.4	C	C	38.7	38.1			
4562	NOT PREGNANT																			
4563	40.9	C	C	37.2	41.3	C	C	40.4	39.8	43.0	40.4	39.1	C	43.0	43.8	41.3				
4564	40.3	41.5	42.2	42.0	39.0	36.2	39.7	C	C	C	C	42.0	39.9	41.0	C	39.8				
4565	44.9	C	C	48.0	C	47.1	C	48.6	44.9	44.1	42.7	44.2	46.0	42.5	40.7					
4566	39.7	38.5	41.4	39.7	42.9	39.5	36.7	35.9	43.6	42.8	36.0	C	C	C						
4567	36.6	38.2	C	37.1	35.4	34.5	36.2	34.1	35.9	36.6	C	C	37.4	40.3	C					
4568	40.6	39.8	37.2	38.7	42.1	C	43.6	37.3	41.8	38.7	46.6	40.5								
4569	38.3	40.4	42.5	40.8	C	38.8	41.3	38.2	C	C	C	C	C	40.9	43.8	32.4	23.8	C		
4570	36.4	39.6	35.1	35.8	C	C	37.2	39.6	C	35.5	37.6	C	C	C	38.4	33.8	31.7			
4571	40.3	C	C	42.2	40.7	C	41.2	40.1	37.8	C	38.7	42.5	39.1	42.2	38.4	C				
4572	33.8	C	32.1	36.4	C	36.1	35.0	31.3	33.3	37.4	32.7	32.2	31.9	C						
4573	37.2	C	39.6	38.2	40.1	37.9	C	38.6	38.5	37.7	35.8	29.4	36.3							
4574	35.3	32.1	36.7	34.6	39.7	32.6	36.4	36.8	33.7	32.5	38.3	C	C							
4575	42.5	42.8	41.1	44.0	43.1	43.4	43.2	43.3	42.4	39.6										
4576	41.5	S	S	30.1	46.4	D	42.7	D	43.9	44.5	41.1	42.3	M	D	41.4	M	D	M		

MEAN 38.9
S.D. 3.86
N 23

PUP STATUS CODES: S-STILLBORN D-DIED C-CULLED M-MISSING

APPENDIX U - F1 GENERATION

GASOLINE ETBE VAPOR CONDENSATE: A ONE-GENERATION WHOLE-BODY
INHALATION REPRODUCTION TOXICITY STUDY IN RATS

INDIVIDUAL PUP BODY WEIGHTS (GRAMS)

GROUP I 0 MG/M3 LACTATION DAY 28

FEMALE#	MEAN	PUP# 1	2	3	4	5	6	7	8	9	10	11	12	13	14	15	16	17	18	19
1551	56.6	C	54.9	63.2	C	59.7	C	C	61.0	53.7	55.5	53.7	53.7	59.5	50.8					
1552	50.3	50.9	49.4	56.4	M	C	50.2	48.0	51.4	M	C	46.9	C	C	47.3	52.2				
1553	65.2	D	S	S	69.7	71.0	63.0	63.6	62.4	56.3	67.3	61.8	72.0							
‡ 1554																				
1555	NOT PREGNANT																			
‡ 1556																				
1557	81.9	S	S	S	78.3	87.3	83.4	92.7	85.5	79.2	75.6	76.9	80.5	80.0						
1558	76.4	66.2	88.4	86.1	C	C	68.3	75.9	79.4	77.8	C	D	75.6	70.0						
1559	87.1	80.8	83.9	93.8	91.5	94.2	C	76.3	90.0	86.1	88.1	86.6								
‡ 1560																				
1561	81.7	S	73.6	C	89.1	87.6	86.8	89.9	87.1	84.4	C	75.8	71.2	71.5	D					
1562	61.8	66.0	D	C	68.5	D	60.6	C	56.3	61.7	64.2	C	C	59.2	C	58.2				
‡ 1563																				
1564	77.0	82.9	C	78.5	C	80.0	83.8	72.5	69.2	75.5	74.4	79.8	M	73.5						
‡ 1565																				
‡ 1566																				
1567	68.7	55.8	73.7	76.2	70.2	65.7	72.2	62.9	68.9	70.6	70.3									
‡ 1568																				
‡ 1569																				
1570	77.0	C	83.0	80.3	78.3	82.2	78.3	72.4	73.7	72.0	C	78.5	71.6							
1571	73.9	C	72.8	82.6	72.0	70.3	84.9	C	C	C	C	C	73.8	68.3	64.7	C	73.0	76.5		
‡ 1572																				
1573	79.1	81.7	80.3	82.6	88.3	C	86.8	77.5	73.3	77.0	D	C	73.0	70.5	C					
‡ 1574																				
‡ 1575																				
‡ 1576																				

MEAN 72.1
S.D. 10.86
N 13

PUP STATUS CODES: S-STILLBORN D-DIED C-CULLED M-MISSING

‡=ALL PUPS SACRIFICED EARLY DUE TO LABORATORY ERROR. SEE APPENDIX AA.

APPENDIX U - F1 GENERATION

GASOLINE ETBE VAPOR CONDENSATE: A ONE-GENERATION WHOLE-BODY
INHALATION REPRODUCTION TOXICITY STUDY IN RATS

INDIVIDUAL PUP BODY WEIGHTS (GRAMS)

GROUP II 2000 MG/M3 LACTATION DAY 28

FEMALE#	MEAN	PUP# 1	2	3	4	5	6	7	8	9	10	11	12	13	14	15	16	17	18	19
2551	69.8	S	76.0	C	86.3	72.5	67.2	68.7	75.1	67.0	C	62.3	C	65.1	58.3	C				
2552	79.1	S	S	82.9	81.1	73.8	80.4	80.1	80.2	75.5	77.6	80.1	C	C	79.5					
2553	NOT PREGNANT																			
2554	77.6	81.6	88.3	D	62.6	77.2	C	84.3	70.1	80.0	79.0	D	76.3	76.4						
2555	84.7	87.2	C	C	86.3	90.3	92.3	C	86.5	82.5	85.6	81.9	78.6	C	76.0					
2556	82.1	C	C	83.4	86.8	87.9	M	C	83.9	C	82.4	91.1	77.3	77.7	77.9	72.1				
2557	72.7	74.6	71.3	76.2	76.2	79.0	69.0	70.7	67.9	72.1	C	C	C	69.5						
2558	77.0	73.8	81.1	83.3	81.5	79.0	C	65.8	78.0	76.1	C	C	C	75.7	75.6					
2559	NOT PREGNANT																			
2560	82.3	72.5	88.0	84.9	C	87.3	C	86.2	C	82.3	80.4	77.4	86.8	C	77.5	C				
2561	84.0	S	S	87.8	91.2	86.1	79.0	C	M	88.7	78.8	85.4	83.9	79.9	78.9	M				
2562	66.9	S	S	69.8	71.6	69.6	69.0	68.8	66.7	62.1	64.3	64.2	63.1							
2563	74.9	83.7	83.8	86.5	70.6	78.9	68.9	65.9	C	73.0	C	C	65.3	72.1						
2564	78.7	C	C	84.0	C	78.7	89.8	82.6	79.5	76.9	C	76.3	C	74.9	67.5	76.8				
2565	88.7	C	95.2	89.2	91.9	93.5	92.3	C	C	84.4	83.4	82.3	81.5	93.6						
2566	77.1	86.5	73.8	C	78.0	70.9	76.0	83.0	C	69.8	76.2	76.6	79.9							
2567	80.4	85.7	80.7	84.5	82.6	C	C	83.8	C	75.8	C	81.8	75.1	C	79.4	74.9				
2568	79.2	84.7	C	78.9	M	C	86.9	C	84.7	82.5	M	C	81.6	76.7	75.9	74.8	65.0			
2569	71.1	M	C	C	74.9	70.0	C	C	74.5	72.1	76.6	68.4	64.5	78.0	63.2	68.9	C			
2570	77.1	C	82.2	82.7	82.3	77.3	C	80.8	C	C	69.2	79.5	C	69.5	69.7	77.4				
2571	79.5	86.4	77.3	84.5	79.4	81.3	C	72.7	C	73.9	C	78.5	86.4	74.7						
2572	74.1	S	76.6	76.1	C	82.4	77.7	76.7	74.1	73.1	68.9	70.8	64.5							
2573	66.2	66.4	61.8	C	C	C	71.8	66.6	71.3	C	67.1	C	62.3	C	61.9	68.4	64.7			
2574	63.2	72.5	67.3	C	64.8	66.3	60.9	C	C	C	61.8	60.6	59.4	63.6	55.1	C				
2575	54.2	55.4	59.2	54.3	52.5	C	55.0	C	C	53.7	52.4	55.0	48.9	55.3						
2576	79.5	86.6	82.8	85.7	C	C	C	C	77.0	80.8	81.4	65.5	78.7	76.7	80.2					

MEAN 75.8
S.D. 7.66
N 24

PUP STATUS CODES: S-STILLBORN D-DIED C-CULLED M-MISSING

APPENDIX U - F1 GENERATION

GASOLINE ETBE VAPOR CONDENSATE: A ONE-GENERATION WHOLE-BODY
INHALATION REPRODUCTION TOXICITY STUDY IN RATS

INDIVIDUAL PUP BODY WEIGHTS (GRAMS)

GROUP III 10000 MG/M3 LACTATION DAY 28

FEMALE#	MEAN	PUP# 1	2	3	4	5	6	7	8	9	10	11	12	13	14	15	16	17	18	19
3551	75.9	75.5	84.8	76.6	81.6	72.1	76.4	71.7	76.5	C	72.9	71.2								
3552	84.1	92.0	77.2	C	90.4	92.4	95.5	C	C	C	75.8	81.8	82.9	80.0	72.7					
3553	81.5	89.4	C	90.4	84.6	87.6	77.8	C	77.7	77.2	82.7	74.7	72.6	C	C					
3554	68.2	72.0	C	C	71.7	71.3	63.1	74.2	C	66.5	66.9	65.6	70.0	61.0						
3555	83.2	85.5	86.6	C	D	92.6	88.8	78.4	82.1	74.0	C	81.1	79.3							
3556	86.4	93.7	84.1	81.3																
3557	76.7	C	C	79.0	77.1	C	84.8	85.4	85.0	76.9	73.7	64.1	61.7	79.3	C					
3558	74.2	S	S	73.0	C	75.1	76.9	75.4	75.8	71.5	76.9	C	67.0	75.8	C	75.0				
3559	67.8	C	73.9	76.8	C	C	74.8	65.8	67.9	66.9	C	67.5	70.6	61.3	52.9					
3560	77.9	84.5	C	78.0	83.1	88.8	C	72.2	73.2	C	C	78.5	C	72.9	72.2	75.5	C	C		
3561	83.0	80.4	78.4	88.0	C	85.3	C	C	C	C	C	91.3	89.3	80.0	79.2	79.6	78.5			
3562	77.5	C	77.4	79.8	78.4	81.8	92.0	65.0	71.8	75.1	77.6	76.4	C							
3563	68.0	M	72.3	74.3	63.2	64.2	66.3	D	68.9	67.1	70.1	65.7								
3564	80.0	77.0	88.4	81.7	80.4	C	76.6	C	77.7	79.2	80.0	M	C	82.5	76.8					
3565	70.1	63.7	70.3	C	76.7	C	70.2	70.4	73.0	72.8	72.7	C	C	65.5	66.0	C	C			
3566	67.0	75.7	C	68.3	67.4	C	C	69.7	65.0	C	C	C	71.1	59.8	65.5	60.5	66.7			
3567	93.9	C	97.7	104.2	97.9	98.3	97.2	90.4	94.3	84.0	C	89.2	85.9							
3568	84.5	84.3	89.2	84.4	88.1	81.6	79.3													
3569	76.8	83.2	85.2	77.9	76.4	C	71.2	79.6	70.7	C	71.1	74.4	77.8							
3570	79.6	80.4	C	C	C	78.9	80.4	84.3	84.0	81.1	79.9	C	C	78.8	78.2	69.8	C			
3571	67.1	69.3	67.5	C	C	66.4	70.1	70.7	C	59.4	62.6	68.3	67.9	68.6	C					
3572	77.4	85.3	M	73.9	87.9	79.6	75.8	C	C	C	77.2	68.4	82.3	72.4	C	71.4				
3573	79.8	84.2	C	83.7	80.9	C	87.7	C	82.6	80.8	76.5	C	73.4	72.0	76.4					
3574	83.1	C	C	88.3	81.5	80.0	84.0	83.3	C	85.6	M	82.5	83.9	83.2	78.5					
3575	80.4	C	82.1	86.0	85.2	C	80.1	90.5	C	74.3	69.6	85.1	C	68.5	82.2					
3576	70.8	75.9	77.9	73.3	70.6	76.5	65.7	70.9	69.0	64.8	62.9	C								

MEAN 77.5
S.D. 6.86
N 26

PUP STATUS CODES: S-STILLBORN D-DIED C-CULLED M-MISSING

APPENDIX U - F1 GENERATION

GASOLINE ETBE VAPOR CONDENSATE: A ONE-GENERATION WHOLE-BODY
INHALATION REPRODUCTION TOXICITY STUDY IN RATS

INDIVIDUAL PUP BODY WEIGHTS (GRAMS)

GROUP IV 20000 MG/M3 LACTATION DAY 28

FEMALE#	MEAN	PUP# 1	2	3	4	5	6	7	8	9	10	11	12	13	14	15	16	17	18	19
4551	61.8	55.4	68.1	57.9	72.4	C	C	C	67.0	64.4	56.0	67.0	57.1	53.1	C					
4552	NOT PREGNANT																			
4553	ACCIDENTAL DEATH																			
4554	64.2	D	S	S	S	S	65.3	C	C	73.7	69.5	63.4	63.0	C	57.8	70.3	61.8	57.9	59.3	
4555	75.8	83.0	85.2	85.1	C	60.4	75.2	C	C	61.3	C	76.6	78.5	83.8	69.1					
4556	80.9	81.6	89.1	86.6	79.9	78.0	81.3	76.9	74.1											
4557	72.2	64.2	77.4	74.7	C	72.3	77.9	C	67.2	74.4	C	C	73.7	C	72.7	67.3	C			
4558	85.3	S	S	S	92.5	91.5	83.6	90.6	81.9	79.2	80.0	85.1	82.9							
4559	68.1	S	73.3	69.3	66.7	73.9	65.7	68.7	67.4	70.3	C	C	61.7	64.3						
4560	68.5	S	72.0	69.1	73.9	64.4	69.7	70.8	61.7	69.0	C	66.0	68.2							
4561	70.3	64.9	66.3	77.7	77.1	C	C	69.8	C	C	69.1	69.2	69.9	C	C	71.4	68.0			
4562	NOT PREGNANT																			
4563	69.3	C	C	65.6	74.0	C	C	69.1	71.6	71.5	69.5	65.4	C	68.9	68.0	69.5				
4564	75.9	75.3	81.8	80.9	77.1	67.5	78.1	C	C	C	C	76.3	72.8	75.3	C	73.6				
4565	77.6	C	C	80.8	C	87.7	C	85.0	77.8	80.3	72.2	72.0	77.8	71.5	70.5					
4566	68.9	68.6	73.1	70.3	75.5	70.2	64.3	63.6	73.4	69.2	60.7	C	C	C						
4567	69.5	71.1	C	75.1	71.1	68.5	74.7	63.7	66.2	66.2	C	C	66.5	72.2	C					
4568	77.0	77.5	70.8	78.2	82.4	C	87.3	71.5	72.9	73.2	84.8	71.7								
4569	71.5	77.2	80.0	75.9	C	75.3	74.7	69.6	C	C	C	C	C	73.5	81.2	59.4	48.4	C		
4570	72.1	77.8	72.7	72.9	C	C	70.0	82.9	C	66.7	73.3	C	C	C	74.0	66.3	63.9			
4571	65.1	C	C	70.2	69.0	C	68.3	66.5	63.6	C	62.5	64.4	59.6	66.4	60.7	C				
4572	67.6	C	69.0	74.5	C	72.7	70.2	66.7	63.2	66.4	63.6	65.6	63.8	C						
4573	72.3	C	80.4	76.0	77.5	68.8	C	70.2	71.8	70.1	72.6	58.8	76.4							
4574	68.3	61.2	71.8	66.6	76.2	69.3	70.3	69.3	65.7	59.4	73.0	C	C							
4575	74.2	76.2	72.6	76.2	76.4	76.5	71.6	74.6	74.8	69.2										
4576	76.6	S	S	56.1	81.3	D	85.4	D	80.4	80.8	76.6	77.0	M	D	75.4	M	D	M		

MEAN 71.9
S.D. 5.50
N 23

PUP STATUS CODES: S-STILLBORN D-DIED C-CULLED M-MISSING

Huntingdon Life Sciences 00-4204
Sponsor Study No: 211-ETBE-1G

APPENDIX V - P0 GENERATION

GASOLINE ETBE VAPOR CONDENSATE: A ONE GENERATION WHOLE-BODY
INHALATION REPRODUCTION TOXICITY STUDY IN RATS

INDIVIDUAL TERMINAL ESTROUS DETERMINATIONS

FEMALES GROUP I 0 MG/M3

ANIMAL #		ORGAN	OBSERVATIONS
1551		ESTROUS STAGE	DIESTRUS
1552		ESTROUS STAGE	DIESTRUS
1553		ESTROUS STAGE	DIESTRUS
1554		ESTROUS STAGE	DIESTRUS
1555	NP	ESTROUS STAGE	DIESTRUS
1556		ESTROUS STAGE	DIESTRUS
1557		ESTROUS STAGE	DIESTRUS
1558		ESTROUS STAGE	DIESTRUS
1559		ESTROUS STAGE	DIESTRUS
1560		ESTROUS STAGE	ESTRUS
1561		ESTROUS STAGE	ESTRUS
1562		ESTROUS STAGE	DIESTRUS
1563		ESTROUS STAGE	DIESTRUS
1564		ESTROUS STAGE	DIESTRUS
1565		ESTROUS STAGE	DIESTRUS
1566		ESTROUS STAGE	DIESTRUS
1567		ESTROUS STAGE	DIESTRUS
1568		ESTROUS STAGE	DIESTRUS
1569		ESTROUS STAGE	DIESTRUS
1570		ESTROUS STAGE	ESTRUS
1571		ESTROUS STAGE	DIESTRUS
1572		ESTROUS STAGE	DIESTRUS
1573		ESTROUS STAGE	DIESTRUS
1574		ESTROUS STAGE	DIESTRUS
1575		ESTROUS STAGE	DIESTRUS
1576		ESTROUS STAGE	ESTRUS

NP=NOT PREGNANT

Huntingdon Life Sciences 00-4204
Sponsor Study No: 211-ETBE-1G

APPENDIX V - P0 GENERATION

GASOLINE ETBE VAPOR CONDENSATE: A ONE GENERATION WHOLE-BODY
INHALATION REPRODUCTION TOXICITY STUDY IN RATS

INDIVIDUAL TERMINAL ESTROUS DETERMINATIONS

FEMALES GROUP III 2000 MG/M3

ANIMAL #		ORGAN	OBSERVATIONS
2551		ESTROUS STAGE	DIESTRUS
2552		ESTROUS STAGE	DIESTRUS
2553	NP	ESTROUS STAGE	DIESTRUS
2554		ESTROUS STAGE	DIESTRUS
2555		ESTROUS STAGE	ESTRUS
2556		ESTROUS STAGE	ESTRUS
2557		ESTROUS STAGE	ESTRUS
2558		ESTROUS STAGE	DIESTRUS
2559	NP	ESTROUS STAGE	DIESTRUS
2560		ESTROUS STAGE	DIESTRUS
2561		ESTROUS STAGE	DIESTRUS
2562		ESTROUS STAGE	DIESTRUS
2563		ESTROUS STAGE	DIESTRUS
2564		ESTROUS STAGE	ESTRUS
2565		ESTROUS STAGE	DIESTRUS
2566		ESTROUS STAGE	ESTRUS
2567		ESTROUS STAGE	DIESTRUS
2568		ESTROUS STAGE	DIESTRUS
2569		ESTROUS STAGE	DIESTRUS
2570		ESTROUS STAGE	DIESTRUS
2571		ESTROUS STAGE	DIESTRUS
2572		ESTROUS STAGE	ESTRUS
2573		ESTROUS STAGE	ESTRUS
2574		ESTROUS STAGE	DIESTRUS
2575		ESTROUS STAGE	ESTRUS
2576		ESTROUS STAGE	DIESTRUS

NP=NOT PREGNANT

Huntingdon Life Sciences 00-4204
Sponsor Study No: 211-ETBE-1G

APPENDIX V - P0 GENERATION

GASOLINE ETBE VAPOR CONDENSATE: A ONE GENERATION WHOLE-BODY
INHALATION REPRODUCTION TOXICITY STUDY IN RATS

INDIVIDUAL TERMINAL ESTROUS DETERMINATIONS

FEMALES GROUP III 10000 MG/M3

ANIMAL #	ORGAN	OBSERVATIONS
3551	ESTROUS STAGE	DIESTRUS
3552	ESTROUS STAGE	DIESTRUS
3553	ESTROUS STAGE	DIESTRUS
3554	ESTROUS STAGE	DIESTRUS
3555	ESTROUS STAGE	DIESTRUS
3556	ESTROUS STAGE	DIESTRUS
3557	ESTROUS STAGE	DIESTRUS
3558	ESTROUS STAGE	ESTRUS
3559	ESTROUS STAGE	METESTRUS
3560	ESTROUS STAGE	DIESTRUS
3561	ESTROUS STAGE	DIESTRUS
3562	ESTROUS STAGE	DIESTRUS
3563	ESTROUS STAGE	DIESTRUS
3564	ESTROUS STAGE	DIESTRUS
3565	ESTROUS STAGE	DIESTRUS
3566	ESTROUS STAGE	DIESTRUS
3567	ESTROUS STAGE	DIESTRUS
3568	ESTROUS STAGE	DIESTRUS
3569	ESTROUS STAGE	ESTRUS
3570	ESTROUS STAGE	DIESTRUS
3571	ESTROUS STAGE	DIESTRUS
3572	ESTROUS STAGE	DIESTRUS
3573	ESTROUS STAGE	DIESTRUS
3574	ESTROUS STAGE	ESTRUS
3575	ESTROUS STAGE	DIESTRUS
3576	ESTROUS STAGE	DIESTRUS

Huntingdon Life Sciences 00-4204
Sponsor Study No: 211-ETBE-1G

APPENDIX V - P0 GENERATION

GASOLINE ETBE VAPOR CONDENSATE: A ONE GENERATION WHOLE-BODY
INHALATION REPRODUCTION TOXICITY STUDY IN RATS

INDIVIDUAL TERMINAL ESTROUS DETERMINATIONS

FEMALES GROUP IV 20000 MG/M3

ANIMAL #		ORGAN	OBSERVATIONS
4551		ESTROUS STAGE	DIESTRUS
4552	NP	ESTROUS STAGE	DIESTRUS
4553	AD		
4554		ESTROUS STAGE	ESTRUS
4555		ESTROUS STAGE	DIESTRUS
4556		ESTROUS STAGE	ESTRUS
4557		ESTROUS STAGE	DIESTRUS
4558		ESTROUS STAGE	DIESTRUS
4559		ESTROUS STAGE	DIESTRUS
4560		ESTROUS STAGE	DIESTRUS
4561		ESTROUS STAGE	ESTRUS
4562	NP	ESTROUS STAGE	ESTRUS
4563		ESTROUS STAGE	DIESTRUS
4564		ESTROUS STAGE	DIESTRUS
4565		ESTROUS STAGE	DIESTRUS
4566		ESTROUS STAGE	DIESTRUS
4567		ESTROUS STAGE	DIESTRUS
4568		ESTROUS STAGE	DIESTRUS
4569		ESTROUS STAGE	DIESTRUS
4570		ESTROUS STAGE	DIESTRUS
4571		ESTROUS STAGE	ESTRUS
4572		ESTROUS STAGE	DIESTRUS
4573		ESTROUS STAGE	DIESTRUS
4574		ESTROUS STAGE	DIESTRUS
4575		ESTROUS STAGE	DIESTRUS
4576		ESTROUS STAGE	DIESTRUS

NP=NOT PREGNANT AD=ACCIDENTAL DEATH

APPENDIX W - F1 GENERATION

GASOLINE ETBE VAPOR CONDENSATE: A ONE-GENERATION WHOLE-BODY
INHALATION REPRODUCTION TOXICITY STUDY IN RATS

INDIVIDUAL PUP NECROPSY OBSERVATIONS

GROUP I 0 MG/M3

FEMALE#	PUP#	STATUS	DAY	ORGAN	OBSERVATION
1551	1M	C	4		NO REMARKABLE OBSERVATIONS
	2M	K	28		NO REMARKABLE OBSERVATIONS
	3M	K	28		NO REMARKABLE OBSERVATIONS
	4M	C	4		NO REMARKABLE OBSERVATIONS
	6M	C	4		NO REMARKABLE OBSERVATIONS
	7M	C	4		NO REMARKABLE OBSERVATIONS
	8M	K	28		NO REMARKABLE OBSERVATIONS
	11F	K	28		NO REMARKABLE OBSERVATIONS
	12F	K	28		NO REMARKABLE OBSERVATIONS
	14F	K	28		NO REMARKABLE OBSERVATIONS
1552	1M	K	28		NO REMARKABLE OBSERVATIONS
	2M	K	28		NO REMARKABLE OBSERVATIONS
	3M	K	28		NO REMARKABLE OBSERVATIONS
	5F	C	4		NO REMARKABLE OBSERVATIONS
	6F	K	28		NO REMARKABLE OBSERVATIONS
	10F	C	4		NO REMARKABLE OBSERVATIONS
	11F	K	28		NO REMARKABLE OBSERVATIONS
	12F	C	4		NO REMARKABLE OBSERVATIONS
	13F	C	4		NO REMARKABLE OBSERVATIONS
	14F	K	28		NO REMARKABLE OBSERVATIONS
1553	1M	D	0	LUNGS	LUNG FLOATATION TEST - FOUND DEAD
				STOMACH	NO MILK IN STOMACH
	2M	S		LUNGS	LUNG FLOTATION TEST- STILLBORN
				STOMACH	NO MILK IN STOMACH
	3F	S		LUNGS	LUNG FLOTATION TEST- STILLBORN
				STOMACH	NO MILK IN STOMACH
	4M	K	28		NO REMARKABLE OBSERVATIONS
	5M	K	28		NO REMARKABLE OBSERVATIONS
	6F	K	28		NO REMARKABLE OBSERVATIONS
	8F	K	28		NO REMARKABLE OBSERVATIONS
	9F	K	28		NO REMARKABLE OBSERVATIONS
	10M	K	28		NO REMARKABLE OBSERVATIONS

SEX CODES: M-Male, F=Female, U=Undetermined
PUP STATUS CODES: S-STILLBORN D-DIED C-CULLED K-SCHEDULED SACRIFICE

APPENDIX W - F1 GENERATION

GASOLINE ETBE VAPOR CONDENSATE: A ONE-GENERATION WHOLE-BODY
INHALATION REPRODUCTION TOXICITY STUDY IN RATS

INDIVIDUAL PUP NECROPSY OBSERVATIONS

GROUP I 0 MG/M3

FEMALE#	PUP#	STATUS	DAY	ORGAN	OBSERVATION
1554	1M	C	4		NO REMARKABLE OBSERVATIONS
	4M	C	4		NO REMARKABLE OBSERVATIONS
1556	2M	C	4		NO REMARKABLE OBSERVATIONS
	6M	C	4		NO REMARKABLE OBSERVATIONS
	8F	C	4		NO REMARKABLE OBSERVATIONS
	9F	C	4		NO REMARKABLE OBSERVATIONS
	10F	C	4		NO REMARKABLE OBSERVATIONS
	16F	C	4		NO REMARKABLE OBSERVATIONS
1557	1M	S		GROSS EXAM	AUTOLYSIS POSTMORTEM CHANGES OBVIOUS AT THE TIME OF NECROPSY
	2F	S		GROSS EXAM	AUTOLYSIS POSTMORTEM CHANGES OBVIOUS AT THE TIME OF NECROPSY
	3F	S		GROSS EXAM	AUTOLYSIS POSTMORTEM CHANGES OBVIOUS AT THE TIME OF NECROPSY
	4M	K	28	KIDNEY	V DILATED RENAL PELVIS (PAPILLA REDUCED); MODERATE; RIGHT TISSUE SAVED
	7M	K	28		NO REMARKABLE OBSERVATIONS
	8M	K	28		NO REMARKABLE OBSERVATIONS
	10F	K	28		NO REMARKABLE OBSERVATIONS
	12F	K	28		NO REMARKABLE OBSERVATIONS
	13F	K	28		NO REMARKABLE OBSERVATIONS
1558	1M	K	28		NO REMARKABLE OBSERVATIONS
	2M	K	28		NO REMARKABLE OBSERVATIONS
	3M	K	28	KIDNEY	V DILATED RENAL PELVIS (PAPILLA REDUCED); MODERATE; RIGHT TISSUE SAVED
	4F	C	4		NO REMARKABLE OBSERVATIONS
	5F	C	4		NO REMARKABLE OBSERVATIONS
	6F	K	28	KIDNEY	V DILATED RENAL PELVIS (PAPILLA REDUCED); EXTREME; LEFT TISSUE SAVED
	10F	C	4		NO REMARKABLE OBSERVATIONS
	11F	D	9	STOMACH	MILK IN STOMACH

SEX CODES: M-Male, F=Female, U=Undetermined
PUP STATUS CODES: S-STILLBORN D-DIED C-CULLED K-SCHEDULED SACRIFICE

APPENDIX W - F1 GENERATION

GASOLINE ETBE VAPOR CONDENSATE: A ONE-GENERATION WHOLE-BODY
INHALATION REPRODUCTION TOXICITY STUDY IN RATS

INDIVIDUAL PUP NECROPSY OBSERVATIONS

GROUP I 0 MG/M3

FEMALE#	PUP#	STATUS	DAY	ORGAN	OBSERVATION
1558	(CONTINUED)				
	12F	K	28		NO REMARKABLE OBSERVATIONS
	13F	K	28		NO REMARKABLE OBSERVATIONS
1559	1M	K	28		NO REMARKABLE OBSERVATIONS
	2M	K	28		NO REMARKABLE OBSERVATIONS
	3M	K	28		NO REMARKABLE OBSERVATIONS
	6F	C	4		NO REMARKABLE OBSERVATIONS
	8F	K	28		NO REMARKABLE OBSERVATIONS
	10F	K	28		NO REMARKABLE OBSERVATIONS
	11F	K	28		NO REMARKABLE OBSERVATIONS
1560	1M	S		LUNGS	LUNG FLOTATION TEST- STILLBORN
				STOMACH	NO MILK IN STOMACH
	2F	S		LUNGS	LUNG FLOTATION TEST- STILLBORN
				STOMACH	NO MILK IN STOMACH
	8F	C	4		NO REMARKABLE OBSERVATIONS
	10F	C	4		NO REMARKABLE OBSERVATIONS
	15F	C	4		NO REMARKABLE OBSERVATIONS
1561	1M	S		GROSS EXAM	AUTOLYSIS
					POSTMORTEM CHANGES OBVIOUS AT THE TIME OF NECROPSY
	3M	C	4		NO REMARKABLE OBSERVATIONS
	5M	K	28		NO REMARKABLE OBSERVATIONS
	8M	K	28		NO REMARKABLE OBSERVATIONS
	9M	K	28		NO REMARKABLE OBSERVATIONS
	10M	C	4		NO REMARKABLE OBSERVATIONS
	11F	K	28		NO REMARKABLE OBSERVATIONS
	12F	K	28		NO REMARKABLE OBSERVATIONS
	13F	K	28		NO REMARKABLE OBSERVATIONS
	14F	D	0	LIVER	CYST(S); MODERATE
					ALL LOBES, FILLED WITH DISCOLORED FLUID
				STOMACH	MILK IN STOMACH
				LUNGS	LUNG FLOATATION TEST - FOUND DEAD
					POSITIVE

SEX CODES: M-Male, F=Female, U=Undetermined
PUP STATUS CODES: S-STILLBORN D-DIED C-CULLED K-SCHEDULED SACRIFICE

APPENDIX W - F1 GENERATION

GASOLINE ETBE VAPOR CONDENSATE: A ONE-GENERATION WHOLE-BODY
INHALATION REPRODUCTION TOXICITY STUDY IN RATS

INDIVIDUAL PUP NECROPSY OBSERVATIONS

GROUP I 0 MG/M3

FEMALE#	PUP#	STATUS	DAY	ORGAN	OBSERVATION
1562	1M	K	28		NO REMARKABLE OBSERVATIONS
	2M	D	15	GROSS EXAM	AUTOLYSIS
					POST-MORTEM CHANGES OBVIOUS AT THE TIME OF NECROPSY
	3M	C	4		NO REMARKABLE OBSERVATIONS
	4M	K	28		NO REMARKABLE OBSERVATIONS
	5M	D	16	GROSS EXAM	AUTOLYSIS
					POST-MORTEM CHANGES OBVIOUS AT THE TIME OF NECROPSY
	6M	K	28		NO REMARKABLE OBSERVATIONS
	7M	C	4		NO REMARKABLE OBSERVATIONS
	9F	K	28		NO REMARKABLE OBSERVATIONS
	10F	K	28		NO REMARKABLE OBSERVATIONS
	11F	C	4		NO REMARKABLE OBSERVATIONS
	12F	C	4		NO REMARKABLE OBSERVATIONS
	14F	C	4		NO REMARKABLE OBSERVATIONS
	15F	K	28		NO REMARKABLE OBSERVATIONS
1563	2M	C	4		NO REMARKABLE OBSERVATIONS
	4M	C	4		NO REMARKABLE OBSERVATIONS
	5M	C	4		NO REMARKABLE OBSERVATIONS
	13F	C	4		NO REMARKABLE OBSERVATIONS
1564	1M	K	28		NO REMARKABLE OBSERVATIONS
	2M	C	4		NO REMARKABLE OBSERVATIONS
	3M	K	28		NO REMARKABLE OBSERVATIONS
	4M	C	4		NO REMARKABLE OBSERVATIONS
	6M	K	28		NO REMARKABLE OBSERVATIONS
	8F	K	28		NO REMARKABLE OBSERVATIONS
	9F	K	28		NO REMARKABLE OBSERVATIONS
	13F	K	28		NO REMARKABLE OBSERVATIONS
1565	1M	S		LUNGS	LUNG FLOTATION TEST- STILLBORN
				STOMACH	NO MILK IN STOMACH
	6M	C	4		NO REMARKABLE OBSERVATIONS
	12F	C	4		NO REMARKABLE OBSERVATIONS

SEX CODES: M-Male, F=Female, U=Undetermined
PUP STATUS CODES: S-STILLBORN D-DIED C-CULLED K-SCHEDULED SACRIFICE

APPENDIX W - F1 GENERATION

GASOLINE ETBE VAPOR CONDENSATE: A ONE-GENERATION WHOLE-BODY
INHALATION REPRODUCTION TOXICITY STUDY IN RATS

INDIVIDUAL PUP NECROPSY OBSERVATIONS

GROUP I 0 MG/M3

FEMALE#	PUP#	STATUS	DAY	ORGAN	OBSERVATION
1565 (CONTINUED)					
	15F	C	4		NO REMARKABLE OBSERVATIONS
1566	1F	S		LUNGS	LUNG FLOTATION TEST- STILLBORN
				STOMACH	NO MILK IN STOMACH
	7M	C	4		NO REMARKABLE OBSERVATIONS
	11M	C	4		NO REMARKABLE OBSERVATIONS
1567	2M	K	28		NO REMARKABLE OBSERVATIONS
	3M	K	28		NO REMARKABLE OBSERVATIONS
	4M	K	28	KIDNEY	V DILATED RENAL PELVIS (PAPILLA REDUCED); SLIGHT; BILATERAL
					TISSUE SAVED
	6F	K	28		NO REMARKABLE OBSERVATIONS
	8F	K	28		NO REMARKABLE OBSERVATIONS
	10F	K	28		NO REMARKABLE OBSERVATIONS
1568	4M	C	4		NO REMARKABLE OBSERVATIONS
	5M	C	4		NO REMARKABLE OBSERVATIONS
	7M	C	4		NO REMARKABLE OBSERVATIONS
	11F	C	4		NO REMARKABLE OBSERVATIONS
1570	1M	C	4		NO REMARKABLE OBSERVATIONS
	2M	K	28		NO REMARKABLE OBSERVATIONS
	3M	K	28		NO REMARKABLE OBSERVATIONS
	6M	K	28		NO REMARKABLE OBSERVATIONS
	7F	K	28		NO REMARKABLE OBSERVATIONS
	8F	K	28		NO REMARKABLE OBSERVATIONS
	9F	K	28		NO REMARKABLE OBSERVATIONS
	10F	C	4		NO REMARKABLE OBSERVATIONS
1571	1M	C	4		NO REMARKABLE OBSERVATIONS
	3M	K	28		NO REMARKABLE OBSERVATIONS
	4M	K	28		NO REMARKABLE OBSERVATIONS
	6M	K	28		NO REMARKABLE OBSERVATIONS
	7M	C	4		NO REMARKABLE OBSERVATIONS

SEX CODES: M-Male, F=Female, U=Undetermined
PUP STATUS CODES: S-STILLBORN C-CULLED K-SCHEDULED SACRIFICE

APPENDIX W - F1 GENERATION

GASOLINE ETBE VAPOR CONDENSATE: A ONE-GENERATION WHOLE-BODY
INHALATION REPRODUCTION TOXICITY STUDY IN RATS

INDIVIDUAL PUP NECROPSY OBSERVATIONS

GROUP I 0 MG/M3

FEMALE#	PUP#	STATUS	DAY	ORGAN	OBSERVATION
1571 (CONTINUED)					
	8M	C	4		NO REMARKABLE OBSERVATIONS
	9M	C	4		NO REMARKABLE OBSERVATIONS
	10F	C	4		NO REMARKABLE OBSERVATIONS
	11F	C	4		NO REMARKABLE OBSERVATIONS
	12F	K	28		NO REMARKABLE OBSERVATIONS
	14F	K	28		NO REMARKABLE OBSERVATIONS
	15F	C	4		NO REMARKABLE OBSERVATIONS
	17F	K	28		NO REMARKABLE OBSERVATIONS
1572	6M	C	4		NO REMARKABLE OBSERVATIONS
	8M	C	4		NO REMARKABLE OBSERVATIONS
	9M	C	4		NO REMARKABLE OBSERVATIONS
1573	3M	K	28		NO REMARKABLE OBSERVATIONS
	4M	K	28		NO REMARKABLE OBSERVATIONS
	5M	C	4		NO REMARKABLE OBSERVATIONS
	6M	K	28		NO REMARKABLE OBSERVATIONS
	7F	K	28		NO REMARKABLE OBSERVATIONS
	9F	K	28		NO REMARKABLE OBSERVATIONS
	10F	D	3	GROSS EXAM	AUTOLYSIS POST-MORTEM CHANGES OBVIOUS AT TIME OF NECROPSY
	11F	C	4		NO REMARKABLE OBSERVATIONS
	13F	K	28	LIVER	DIAPHRAGMATIC HERNIA PORTION OF LEFT MEDIAN LOBE PROTRUDES THROUGH DIAPHRAGM TISSUE SAVED
	14F	C	4		NO REMARKABLE OBSERVATIONS
1575	1M	S		LUNGS	LUNG FLOTATION TEST- STILLBORN
				STOMACH	NO MILK IN STOMACH
	2M	D	0	LUNGS	LUNG FLOATATION TEST - FOUND DEAD
	3M	C	4		NO REMARKABLE OBSERVATIONS

SEX CODES: M-Male, F=Female, U=Undetermined
PUP STATUS CODES: S-STILLBORN D-DIED C-CULLED K-SCHEDULED SACRIFICE

APPENDIX W - F1 GENERATION

GASOLINE ETBE VAPOR CONDENSATE: A ONE-GENERATION WHOLE-BODY
INHALATION REPRODUCTION TOXICITY STUDY IN RATS

INDIVIDUAL PUP NECROPSY OBSERVATIONS

GROUP I 0 MG/M3

FEMALE#	PUP#	STATUS	DAY	ORGAN	OBSERVATION
1576	6F	C	4		NO REMARKABLE OBSERVATIONS
	7F	C	4		NO REMARKABLE OBSERVATIONS
	9F	C	4		NO REMARKABLE OBSERVATIONS
	10F	C	4		NO REMARKABLE OBSERVATIONS

SEX CODES: M-Male, F=Female, U=Undetermined
PUP STATUS CODES: C-CULLED

APPENDIX W - F1 GENERATION

GASOLINE ETBE VAPOR CONDENSATE: A ONE-GENERATION WHOLE-BODY
INHALATION REPRODUCTION TOXICITY STUDY IN RATS

INDIVIDUAL PUP NECROPSY OBSERVATIONS

GROUP II 2000 MG/M3

FEMALE#	PUP#	STATUS	DAY	ORGAN	OBSERVATION
2551	1U	S		GROSS EXAM	CANNIBALIZED
				GROSS EXAM	INTERNAL SEX UNDETERMINED
				STOMACH	MILK UNDETERMINED
	2M	K	28		NO REMARKABLE OBSERVATIONS
	3M	C	4		NO REMARKABLE OBSERVATIONS
	4M	K	28		NO REMARKABLE OBSERVATIONS
	5M	K	28		NO REMARKABLE OBSERVATIONS
	8F	K	28		NO REMARKABLE OBSERVATIONS
	9F	K	28		NO REMARKABLE OBSERVATIONS
	10F	C	4		NO REMARKABLE OBSERVATIONS
	12F	C	4		NO REMARKABLE OBSERVATIONS
	14F	K	28		NO REMARKABLE OBSERVATIONS
	15F	C	4		NO REMARKABLE OBSERVATIONS
2552	1M	S		LUNGS	LUNG FLOTATION TEST- STILLBORN
				STOMACH	NO MILK IN STOMACH
	2M	S		LUNGS	LUNG FLOTATION TEST- STILLBORN
				STOMACH	NO MILK IN STOMACH
	3M	K	28		NO REMARKABLE OBSERVATIONS
	4M	K	28		NO REMARKABLE OBSERVATIONS
	7M	K	28		NO REMARKABLE OBSERVATIONS
	8M	K	28		NO REMARKABLE OBSERVATIONS
	10F	K	28		NO REMARKABLE OBSERVATIONS
	11F	K	28		NO REMARKABLE OBSERVATIONS
	12F	C	4		NO REMARKABLE OBSERVATIONS
	13F	C	4		NO REMARKABLE OBSERVATIONS
2554	3M	D	1	GROSS EXAM	PARTIALLY CANNIBALIZED
				LUNGS	LUNG FLOATATION TEST - FOUND DEAD
				STOMACH	MILK IN STOMACH
	4M	K	28		NO REMARKABLE OBSERVATIONS
	5M	K	28		NO REMARKABLE OBSERVATIONS
	6M	C	4		NO REMARKABLE OBSERVATIONS
	7M	K	28		NO REMARKABLE OBSERVATIONS

SEX CODES: M-Male, F=Female, U=Undetermined
PUP STATUS CODES: S-STILLBORN D-DIED C-CULLED K-SCHEDULED SACRIFICE

APPENDIX W - F1 GENERATION

GASOLINE ETBE VAPOR CONDENSATE: A ONE-GENERATION WHOLE-BODY
INHALATION REPRODUCTION TOXICITY STUDY IN RATS

INDIVIDUAL PUP NECROPSY OBSERVATIONS

GROUP II 2000 MG/M3

FEMALE#	PUP#	STATUS	DAY	ORGAN	OBSERVATION
2554 (CONTINUED)					
	8F	K	28		NO REMARKABLE OBSERVATIONS
	10F	K	28		NO REMARKABLE OBSERVATIONS
	11F	D	3	GROSS EXAM	AUTOLYSIS
					POST-MORTEM CHANGES OBVIOUS AT TIME OF NECROPSY
	12F	K	28		NO REMARKABLE OBSERVATIONS
2555	2M	C	4		NO REMARKABLE OBSERVATIONS
	3M	C	4		NO REMARKABLE OBSERVATIONS
	4M	K	28		NO REMARKABLE OBSERVATIONS
	5M	K	28		NO REMARKABLE OBSERVATIONS
	7M	C	4		NO REMARKABLE OBSERVATIONS
	8M	K	28		NO REMARKABLE OBSERVATIONS
	10F	K	28		NO REMARKABLE OBSERVATIONS
	11F	K	28		NO REMARKABLE OBSERVATIONS
	12F	K	28		NO REMARKABLE OBSERVATIONS
	13F	C	4		NO REMARKABLE OBSERVATIONS
2556	1M	C	4		NO REMARKABLE OBSERVATIONS
	2M	C	4		NO REMARKABLE OBSERVATIONS
	5M	K	28		NO REMARKABLE OBSERVATIONS
	7M	C	4		NO REMARKABLE OBSERVATIONS
	8M	K	28		NO REMARKABLE OBSERVATIONS
	9M	C	4		NO REMARKABLE OBSERVATIONS
	11M	K	28		NO REMARKABLE OBSERVATIONS
	12F	K	28		NO REMARKABLE OBSERVATIONS
	14F	K	28		NO REMARKABLE OBSERVATIONS
	15F	K	28		NO REMARKABLE OBSERVATIONS
2557	1M	K	28		NO REMARKABLE OBSERVATIONS
	4M	K	28		NO REMARKABLE OBSERVATIONS
	5M	K	28		NO REMARKABLE OBSERVATIONS
	6F	K	28		NO REMARKABLE OBSERVATIONS
	7F	K	28		NO REMARKABLE OBSERVATIONS
	8F	K	28		NO REMARKABLE OBSERVATIONS

SEX CODES: M-Male, F=Female, U=Undetermined
PUP STATUS CODES: D-DIED C-CULLED K-SCHEDULED SACRIFICE

APPENDIX W - F1 GENERATION

GASOLINE ETBE VAPOR CONDENSATE: A ONE-GENERATION WHOLE-BODY
INHALATION REPRODUCTION TOXICITY STUDY IN RATS

INDIVIDUAL PUP NECROPSY OBSERVATIONS

GROUP II 2000 MG/M3

FEMALE#	PUP#	STATUS	DAY	ORGAN	OBSERVATION
2557 (CONTINUED)					
	10F	C	4		NO REMARKABLE OBSERVATIONS
	11F	C	4		NO REMARKABLE OBSERVATIONS
	12F	C	4		NO REMARKABLE OBSERVATIONS
2558	2M	K	28		NO REMARKABLE OBSERVATIONS
	3M	K	28	GONADS	M UNDESCENDED TESTE(S); BILATERAL TISSUE SAVED
	4M	K	28	LUNGS	DISCOLORED FOCI; SLIGHT; LEFT FOCUS - 0.2 CM IN DIAMETER, RED TISSUE SAVED
				GONADS	M UNDESCENDED TESTE(S); RIGHT TISSUE SAVED
	6F	C	4		NO REMARKABLE OBSERVATIONS
	7F	K	28		NO REMARKABLE OBSERVATIONS
	8F	K	28		NO REMARKABLE OBSERVATIONS
	9F	K	28		NO REMARKABLE OBSERVATIONS
	10F	C	4		NO REMARKABLE OBSERVATIONS
	11F	C	4		NO REMARKABLE OBSERVATIONS
	12F	C	4		NO REMARKABLE OBSERVATIONS
2560	3M	K	28		NO REMARKABLE OBSERVATIONS
	4M	C	4		NO REMARKABLE OBSERVATIONS
	5M	K	28		NO REMARKABLE OBSERVATIONS
	6M	C	4		NO REMARKABLE OBSERVATIONS
	7M	K	28		NO REMARKABLE OBSERVATIONS
	8F	C	4		NO REMARKABLE OBSERVATIONS
	10F	K	28		NO REMARKABLE OBSERVATIONS
	11F	K	28		NO REMARKABLE OBSERVATIONS
	12F	K	28		NO REMARKABLE OBSERVATIONS
	13F	C	4		NO REMARKABLE OBSERVATIONS
	15F	C	4		NO REMARKABLE OBSERVATIONS

SEX CODES: M-Male, F=Female, U=Undetermined
PUP STATUS CODES: C-CULLED K-SCHEDULED SACRIFICE

APPENDIX W - F1 GENERATION

GASOLINE ETBE VAPOR CONDENSATE: A ONE-GENERATION WHOLE-BODY
INHALATION REPRODUCTION TOXICITY STUDY IN RATS

INDIVIDUAL PUP NECROPSY OBSERVATIONS

GROUP II 2000 MG/M3

FEMALE#	PUP#	STATUS	DAY	ORGAN	OBSERVATION
2561	1M	S		LUNGS	LUNG FLOTATION TEST- STILLBORN
				STOMACH	NO MILK IN STOMACH
	2F	S		LUNGS	LUNG FLOTATION TEST- STILLBORN
				STOMACH	NO MILK IN STOMACH
	4M	K	28		NO REMARKABLE OBSERVATIONS
	5M	K	28		NO REMARKABLE OBSERVATIONS
	6M	K	28		NO REMARKABLE OBSERVATIONS
	7M	C	4		NO REMARKABLE OBSERVATIONS
	13F	K	28		NO REMARKABLE OBSERVATIONS
	14F	K	28		NO REMARKABLE OBSERVATIONS
2562	1M	S		LUNGS	LUNG FLOTATION TEST- STILLBORN
				STOMACH	NO MILK IN STOMACH
	2U	S		GROSS EXAM	CANNIBALIZED
				GROSS EXAM	INTERNAL SEX UNDETERMINED
				STOMACH	MILK UNDETERMINED
	3M	K	28		NO REMARKABLE OBSERVATIONS
	4M	K	28		NO REMARKABLE OBSERVATIONS
	5M	K	28		NO REMARKABLE OBSERVATIONS
	9F	K	28		NO REMARKABLE OBSERVATIONS
	10F	K	28		NO REMARKABLE OBSERVATIONS
	11F	K	28		NO REMARKABLE OBSERVATIONS
2563	1M	K	28		NO REMARKABLE OBSERVATIONS
	4M	K	28		NO REMARKABLE OBSERVATIONS
	5M	K	28		NO REMARKABLE OBSERVATIONS
	6F	K	28		NO REMARKABLE OBSERVATIONS
	7F	K	28		NO REMARKABLE OBSERVATIONS
	8F	C	4		NO REMARKABLE OBSERVATIONS
	10F	C	4		NO REMARKABLE OBSERVATIONS
	11F	C	4		NO REMARKABLE OBSERVATIONS
	12F	K	28		NO REMARKABLE OBSERVATIONS

SEX CODES: M-Male, F=Female, U=Undetermined
PUP STATUS CODES: S-STILLBORN C-CULLED K-SCHEDULED SACRIFICE

APPENDIX W - F1 GENERATION

GASOLINE ETBE VAPOR CONDENSATE: A ONE-GENERATION WHOLE-BODY
INHALATION REPRODUCTION TOXICITY STUDY IN RATS

INDIVIDUAL PUP NECROPSY OBSERVATIONS

GROUP II 2000 MG/M3

FEMALE#	PUP#	STATUS	DAY	ORGAN	OBSERVATION
2564	1M	C	4		NO REMARKABLE OBSERVATIONS
	2M	C	4		NO REMARKABLE OBSERVATIONS
	4M	C	4		NO REMARKABLE OBSERVATIONS
	5M	K	28		NO REMARKABLE OBSERVATIONS
	7M	K	28		NO REMARKABLE OBSERVATIONS
	8M	K	28		NO REMARKABLE OBSERVATIONS
	9F	K	28		NO REMARKABLE OBSERVATIONS
	10F	C	4		NO REMARKABLE OBSERVATIONS
	12F	C	4		NO REMARKABLE OBSERVATIONS
	13F	K	28		NO REMARKABLE OBSERVATIONS
	15F	K	28		NO REMARKABLE OBSERVATIONS
2565	1M	C	4		NO REMARKABLE OBSERVATIONS
	3M	K	28		NO REMARKABLE OBSERVATIONS
	4M	K	28		NO REMARKABLE OBSERVATIONS
	6M	K	28		NO REMARKABLE OBSERVATIONS
	7M	C	4		NO REMARKABLE OBSERVATIONS
	8M	C	4		NO REMARKABLE OBSERVATIONS
	11F	K	28		NO REMARKABLE OBSERVATIONS
	12F	K	28		NO REMARKABLE OBSERVATIONS
	13F	K	28		NO REMARKABLE OBSERVATIONS
2566	3M	C	4		NO REMARKABLE OBSERVATIONS
	4M	K	28		NO REMARKABLE OBSERVATIONS
	5M	K	28		NO REMARKABLE OBSERVATIONS
	6M	K	28	KIDNEY	V DILATED RENAL PELVIS (PAPILLA REDUCED); MODERATE; RIGHT TISSUE SAVED
	7F	K	28		NO REMARKABLE OBSERVATIONS
	8F	C	4		NO REMARKABLE OBSERVATIONS
	9F	K	28		NO REMARKABLE OBSERVATIONS
	10F	K	28		NO REMARKABLE OBSERVATIONS

SEX CODES: M-Male, F=Female, U=Undetermined
PUP STATUS CODES: C-CULLED K-SCHEDULED SACRIFICE

APPENDIX W - F1 GENERATION

GASOLINE ETBE VAPOR CONDENSATE: A ONE-GENERATION WHOLE-BODY
INHALATION REPRODUCTION TOXICITY STUDY IN RATS

INDIVIDUAL PUP NECROPSY OBSERVATIONS

GROUP II 2000 MG/M3

FEMALE#	PUP#	STATUS	DAY	ORGAN	OBSERVATION
2567	1M	K	28		NO REMARKABLE OBSERVATIONS
	3M	K	28		NO REMARKABLE OBSERVATIONS
	4M	K	28		NO REMARKABLE OBSERVATIONS
	5M	C	4		NO REMARKABLE OBSERVATIONS
	6M	C	4		NO REMARKABLE OBSERVATIONS
	8F	C	4		NO REMARKABLE OBSERVATIONS
	10F	C	4		NO REMARKABLE OBSERVATIONS
	11F	K	28		NO REMARKABLE OBSERVATIONS
	12F	K	28		NO REMARKABLE OBSERVATIONS
	13F	C	4		NO REMARKABLE OBSERVATIONS
	14F	K	28		NO REMARKABLE OBSERVATIONS
2568	2M	C	4		NO REMARKABLE OBSERVATIONS
	5M	C	4		NO REMARKABLE OBSERVATIONS
	6M	K	28		NO REMARKABLE OBSERVATIONS
	7M	C	4		NO REMARKABLE OBSERVATIONS
	8M	K	28		NO REMARKABLE OBSERVATIONS
	9M	K	28		NO REMARKABLE OBSERVATIONS
	11M	C	4		NO REMARKABLE OBSERVATIONS
	13F	K	28		NO REMARKABLE OBSERVATIONS
	14F	K	28		NO REMARKABLE OBSERVATIONS
	15F	K	28		NO REMARKABLE OBSERVATIONS
2569	2M	C	4		NO REMARKABLE OBSERVATIONS
	3M	C	4		NO REMARKABLE OBSERVATIONS
	4M	K	28		NO REMARKABLE OBSERVATIONS
	6M	C	4		NO REMARKABLE OBSERVATIONS
	7M	C	4		NO REMARKABLE OBSERVATIONS
	9M	K	28		NO REMARKABLE OBSERVATIONS
	10M	K	28		NO REMARKABLE OBSERVATIONS
	11F	K	28		NO REMARKABLE OBSERVATIONS
	13F	K	28		NO REMARKABLE OBSERVATIONS
	14F	K	28		NO REMARKABLE OBSERVATIONS
	16F	C	4		NO REMARKABLE OBSERVATIONS

SEX CODES: M-Male, F=Female, U=Undetermined
PUP STATUS CODES: C-CULLED K-SCHEDULED SACRIFICE

APPENDIX W - F1 GENERATION

GASOLINE ETBE VAPOR CONDENSATE: A ONE-GENERATION WHOLE-BODY
INHALATION REPRODUCTION TOXICITY STUDY IN RATS

INDIVIDUAL PUP NECROPSY OBSERVATIONS

GROUP II 2000 MG/M3

FEMALE#	PUP#	STATUS	DAY	ORGAN	OBSERVATION
2570	1M	C	4		NO REMARKABLE OBSERVATIONS
	2M	K	28	KIDNEY	V DILATED RENAL PELVIS (PAPILLA REDUCED); SLIGHT; RIGHT TISSUE SAVED
	5M	K	28	KIDNEY	V DILATED RENAL PELVIS (PAPILLA REDUCED); SLIGHT; RIGHT TISSUE SAVED
	6M	C	4		NO REMARKABLE OBSERVATIONS
	7M	K	28		NO REMARKABLE OBSERVATIONS
	8F	C	4		NO REMARKABLE OBSERVATIONS
	9F	C	4		NO REMARKABLE OBSERVATIONS
	10F	K	28		NO REMARKABLE OBSERVATIONS
	11F	K	28		NO REMARKABLE OBSERVATIONS
	12F	C	4		NO REMARKABLE OBSERVATIONS
	14F	K	28		NO REMARKABLE OBSERVATIONS
2571	1M	K	28		NO REMARKABLE OBSERVATIONS
	2M	K	28		NO REMARKABLE OBSERVATIONS
	4M	K	28		NO REMARKABLE OBSERVATIONS
	6M	C	4		NO REMARKABLE OBSERVATIONS
	8F	C	4		NO REMARKABLE OBSERVATIONS
	10F	C	4		NO REMARKABLE OBSERVATIONS
	11F	K	28		NO REMARKABLE OBSERVATIONS
	12F	K	28		NO REMARKABLE OBSERVATIONS
	13F	K	28		NO REMARKABLE OBSERVATIONS
2572	1F	S		LUNGS	LUNG FLOTATION TEST- STILLBORN
				STOMACH	NO MILK IN STOMACH
	2M	K	28		NO REMARKABLE OBSERVATIONS
	3M	K	28		NO REMARKABLE OBSERVATIONS
	4M	C	4		NO REMARKABLE OBSERVATIONS
	5M	K	28		NO REMARKABLE OBSERVATIONS
	9F	K	28		NO REMARKABLE OBSERVATIONS
	10F	K	28		NO REMARKABLE OBSERVATIONS
	11F	K	28		NO REMARKABLE OBSERVATIONS

SEX CODES: M-Male, F=Female, U=Undetermined
PUP STATUS CODES: S-STILLBORN C-CULLED K-SCHEDULED SACRIFICE

APPENDIX W - F1 GENERATION

GASOLINE ETBE VAPOR CONDENSATE: A ONE-GENERATION WHOLE-BODY
INHALATION REPRODUCTION TOXICITY STUDY IN RATS

INDIVIDUAL PUP NECROPSY OBSERVATIONS

GROUP II 2000 MG/M3

FEMALE#	PUP#	STATUS	DAY	ORGAN	OBSERVATION
2573	2M	K	28		NO REMARKABLE OBSERVATIONS
	3M	C	4		NO REMARKABLE OBSERVATIONS
	4M	C	4		NO REMARKABLE OBSERVATIONS
	5M	C	4		NO REMARKABLE OBSERVATIONS
	7M	K	28		NO REMARKABLE OBSERVATIONS
	8M	K	28		NO REMARKABLE OBSERVATIONS
	9F	C	4		NO REMARKABLE OBSERVATIONS
	10F	K	28		NO REMARKABLE OBSERVATIONS
	11F	C	4		NO REMARKABLE OBSERVATIONS
	13F	C	4		NO REMARKABLE OBSERVATIONS
	15F	K	28		NO REMARKABLE OBSERVATIONS
	16F	K	28		NO REMARKABLE OBSERVATIONS
2574	2M	K	28		NO REMARKABLE OBSERVATIONS
	3M	C	4		NO REMARKABLE OBSERVATIONS
	4M	K	28		NO REMARKABLE OBSERVATIONS
	5M	K	28		NO REMARKABLE OBSERVATIONS
	7M	C	4		NO REMARKABLE OBSERVATIONS
	8M	C	4		NO REMARKABLE OBSERVATIONS
	9F	C	4		NO REMARKABLE OBSERVATIONS
	10F	K	28		NO REMARKABLE OBSERVATIONS
	13F	K	28		NO REMARKABLE OBSERVATIONS
	14F	K	28		NO REMARKABLE OBSERVATIONS
	15F	C	4		NO REMARKABLE OBSERVATIONS
2575	1M	K	28		NO REMARKABLE OBSERVATIONS
	2M	K	28		NO REMARKABLE OBSERVATIONS
	5M	C	4		NO REMARKABLE OBSERVATIONS
	6M	K	28		NO REMARKABLE OBSERVATIONS
	7F	C	4		NO REMARKABLE OBSERVATIONS
	8F	C	4		NO REMARKABLE OBSERVATIONS
	11F	K	28		NO REMARKABLE OBSERVATIONS
	12F	K	28		NO REMARKABLE OBSERVATIONS
	13F	K	28		NO REMARKABLE OBSERVATIONS

SEX CODES: M-Male, F=Female, U=Undetermined
PUP STATUS CODES: C-CULLED K-SCHEDULED SACRIFICE

APPENDIX W - F1 GENERATION

GASOLINE ETBE VAPOR CONDENSATE: A ONE-GENERATION WHOLE-BODY
INHALATION REPRODUCTION TOXICITY STUDY IN RATS

INDIVIDUAL PUP NECROPSY OBSERVATIONS

GROUP II 2000 MG/M3

FEMALE#	PUP#	STATUS	DAY	ORGAN	OBSERVATION
2576	1M	K	28		NO REMARKABLE OBSERVATIONS
	2M	K	28		NO REMARKABLE OBSERVATIONS
	4M	C	4		NO REMARKABLE OBSERVATIONS
	5M	C	4		NO REMARKABLE OBSERVATIONS
	6M	C	4		NO REMARKABLE OBSERVATIONS
	7M	C	4		NO REMARKABLE OBSERVATIONS
	9M	K	28		NO REMARKABLE OBSERVATIONS
	12F	K	28		NO REMARKABLE OBSERVATIONS
	13F	K	28		NO REMARKABLE OBSERVATIONS
	14F	K	28		NO REMARKABLE OBSERVATIONS

SEX CODES: M-Male, F=Female, U=Undetermined
PUP STATUS CODES: C-CULLED K-SCHEDULED SACRIFICE

APPENDIX W - F1 GENERATION

GASOLINE ETBE VAPOR CONDENSATE: A ONE-GENERATION WHOLE-BODY
INHALATION REPRODUCTION TOXICITY STUDY IN RATS

INDIVIDUAL PUP NECROPSY OBSERVATIONS

GROUP III 10000 MG/M3

FEMALE#	PUP#	STATUS	DAY	ORGAN	OBSERVATION
3551	1M	K	28		NO REMARKABLE OBSERVATIONS
	2M	K	28		NO REMARKABLE OBSERVATIONS
	7F	K	28		NO REMARKABLE OBSERVATIONS
	8M	K	28		NO REMARKABLE OBSERVATIONS
	9F	C	4		NO REMARKABLE OBSERVATIONS
	10F	K	28		NO REMARKABLE OBSERVATIONS
	11F	K	28		NO REMARKABLE OBSERVATIONS
3552	1M	K	28	THYMUS	DISCOLORED FOCI; SLIGHT; BILATERAL 0.1 CM IN DIAMETER, RED TISSUE SAVED
				KIDNEY	V DILATED RENAL PELVIS (PAPILLA REDUCED); EXTREME; RIGHT TISSUE SAVED
	2M	K	28		NO REMARKABLE OBSERVATIONS
	3M	C	4		NO REMARKABLE OBSERVATIONS
	4M	K	28		NO REMARKABLE OBSERVATIONS
	7M	C	4		NO REMARKABLE OBSERVATIONS
	8M	C	4		NO REMARKABLE OBSERVATIONS
	9M	C	4		NO REMARKABLE OBSERVATIONS
	10F	K	28		NO REMARKABLE OBSERVATIONS
	11F	K	28		NO REMARKABLE OBSERVATIONS
	12F	K	28		NO REMARKABLE OBSERVATIONS
3553	2M	C	4		NO REMARKABLE OBSERVATIONS
	3M	K	28		NO REMARKABLE OBSERVATIONS
	4M	K	28		NO REMARKABLE OBSERVATIONS
	5M	K	28		NO REMARKABLE OBSERVATIONS
	6F	K	28		NO REMARKABLE OBSERVATIONS
	7F	C	4		NO REMARKABLE OBSERVATIONS
	11F	K	28		NO REMARKABLE OBSERVATIONS
	12F	K	28		NO REMARKABLE OBSERVATIONS
	13F	C	4		NO REMARKABLE OBSERVATIONS
	14F	C	4		NO REMARKABLE OBSERVATIONS

SEX CODES: M-Male, F=Female, U=Undetermined
PUP STATUS CODES: C-CULLED K-SCHEDULED SACRIFICE

APPENDIX W - F1 GENERATION

GASOLINE ETBE VAPOR CONDENSATE: A ONE-GENERATION WHOLE-BODY
INHALATION REPRODUCTION TOXICITY STUDY IN RATS

INDIVIDUAL PUP NECROPSY OBSERVATIONS

GROUP III 10000 MG/M3

FEMALE#	PUP#	STATUS	DAY	ORGAN	OBSERVATION
3554	2M	C	4		NO REMARKABLE OBSERVATIONS
	3M	C	4		NO REMARKABLE OBSERVATIONS
	5M	K	28		NO REMARKABLE OBSERVATIONS
	6M	K	28		NO REMARKABLE OBSERVATIONS
	7M	K	28		NO REMARKABLE OBSERVATIONS
	8M	C	4		NO REMARKABLE OBSERVATIONS
	9F	K	28	KIDNEY	V DILATED RENAL PELVIS (PAPILLA REDUCED); SLIGHT; RIGHT TISSUE SAVED
	11F	K	28		NO REMARKABLE OBSERVATIONS
	12F	K	28	KIDNEY	V DILATED RENAL PELVIS (PAPILLA REDUCED); SLIGHT; RIGHT TISSUE SAVED
3555	2M	K	28		NO REMARKABLE OBSERVATIONS
	3M	C	4		NO REMARKABLE OBSERVATIONS
	4M	D	21	GROSS EXAM	BONE FRACTURE; EXTREME; BILATERAL NASAL AND FRONTAL
				STOMACH	NO MILK IN STOMACH
	5M	K	28		NO REMARKABLE OBSERVATIONS
	6M	K	28		NO REMARKABLE OBSERVATIONS
	7F	K	28		NO REMARKABLE OBSERVATIONS
	8F	K	28		NO REMARKABLE OBSERVATIONS
	10F	C	4		NO REMARKABLE OBSERVATIONS
	12F	K	28		NO REMARKABLE OBSERVATIONS
3556	1M	K	28		NO REMARKABLE OBSERVATIONS
	2M	K	28	GONADS	M UNDESCENDED TESTE(S); RIGHT TISSUE SAVED
	3F	K	28		NO REMARKABLE OBSERVATIONS
3557	1M	C	4		NO REMARKABLE OBSERVATIONS
	2M	C	4		NO REMARKABLE OBSERVATIONS
	3M	K	28		NO REMARKABLE OBSERVATIONS
	5M	C	4		NO REMARKABLE OBSERVATIONS
	7M	K	28		NO REMARKABLE OBSERVATIONS

SEX CODES: M-Male, F=Female, U=Undetermined
PUP STATUS CODES: D-DIED C-CULLED K-SCHEDULED SACRIFICE

APPENDIX W - F1 GENERATION

GASOLINE ETBE VAPOR CONDENSATE: A ONE-GENERATION WHOLE-BODY
INHALATION REPRODUCTION TOXICITY STUDY IN RATS

INDIVIDUAL PUP NECROPSY OBSERVATIONS

GROUP III 10000 MG/M3

FEMALE#	PUP#	STATUS	DAY	ORGAN	OBSERVATION
3557 (CONTINUED)					
	8M	K	28		NO REMARKABLE OBSERVATIONS
	10F	K	28		NO REMARKABLE OBSERVATIONS
	12F	K	28		NO REMARKABLE OBSERVATIONS
	13F	K	28		NO REMARKABLE OBSERVATIONS
	14F	C	4		NO REMARKABLE OBSERVATIONS
3558	1F	S		LUNGS	LUNG FLOTATION TEST- STILLBORN
				STOMACH	NO MILK IN STOMACH
	2F	S		LUNGS	LUNG FLOTATION TEST- STILLBORN
				STOMACH	NO MILK IN STOMACH
				KIDNEY	V DILATED RENAL PELVIS (PAPILLA REDUCED); MODERATE; BILATERAL
	3M	K	28		NO REMARKABLE OBSERVATIONS
	4M	C	4		NO REMARKABLE OBSERVATIONS
	5M	K	28		NO REMARKABLE OBSERVATIONS
	7M	K	28		NO REMARKABLE OBSERVATIONS
	10F	K	28		NO REMARKABLE OBSERVATIONS
	11F	C	4		NO REMARKABLE OBSERVATIONS
	12F	K	28		NO REMARKABLE OBSERVATIONS
	13F	K	28		NO REMARKABLE OBSERVATIONS
	14F	C	4		NO REMARKABLE OBSERVATIONS
3559	1M	C	4		NO REMARKABLE OBSERVATIONS
	2M	K	28		NO REMARKABLE OBSERVATIONS
	4M	C	4		NO REMARKABLE OBSERVATIONS
	5M	C	4		NO REMARKABLE OBSERVATIONS
	7M	K	28		NO REMARKABLE OBSERVATIONS
	8M	K	28		NO REMARKABLE OBSERVATIONS
	9F	K	28		NO REMARKABLE OBSERVATIONS
	10F	C	4		NO REMARKABLE OBSERVATIONS
	11F	K	28		NO REMARKABLE OBSERVATIONS
	13F	K	28		NO REMARKABLE OBSERVATIONS

SEX CODES: M-Male, F=Female, U=Undetermined
PUP STATUS CODES: S-STILLBORN C-CULLED K-SCHEDULED SACRIFICE

APPENDIX W - F1 GENERATION

GASOLINE ETBE VAPOR CONDENSATE: A ONE-GENERATION WHOLE-BODY
INHALATION REPRODUCTION TOXICITY STUDY IN RATS

INDIVIDUAL PUP NECROPSY OBSERVATIONS

GROUP III 10000 MG/M3

FEMALE#	PUP#	STATUS	DAY	ORGAN	OBSERVATION
3560	2M	C	4		NO REMARKABLE OBSERVATIONS
	4M	K	28		NO REMARKABLE OBSERVATIONS
	5M	K	28		NO REMARKABLE OBSERVATIONS
	6M	C	4		NO REMARKABLE OBSERVATIONS
	7M	K	28		NO REMARKABLE OBSERVATIONS
	8F	K	28		NO REMARKABLE OBSERVATIONS
	9F	C	4		NO REMARKABLE OBSERVATIONS
	10F	C	4		NO REMARKABLE OBSERVATIONS
	11F	K	28		NO REMARKABLE OBSERVATIONS
	12F	C	4		NO REMARKABLE OBSERVATIONS
	15F	K	28		NO REMARKABLE OBSERVATIONS
	16F	C	4		NO REMARKABLE OBSERVATIONS
	17F	C	4		NO REMARKABLE OBSERVATIONS
3561	2M	K	28	KIDNEY	V DILATED RENAL PELVIS (PAPILLA REDUCED); EXTREME; RIGHT TISSUE SAVED
	3M	K	28		NO REMARKABLE OBSERVATIONS
	4M	C	4		NO REMARKABLE OBSERVATIONS
	6M	C	4		NO REMARKABLE OBSERVATIONS
	7M	C	4		NO REMARKABLE OBSERVATIONS
	8M	C	4		NO REMARKABLE OBSERVATIONS
	9M	C	4		NO REMARKABLE OBSERVATIONS
	10M	C	4		NO REMARKABLE OBSERVATIONS
	11M	K	28		NO REMARKABLE OBSERVATIONS
	13F	K	28		NO REMARKABLE OBSERVATIONS
	14F	K	28		NO REMARKABLE OBSERVATIONS
	15F	K	28		NO REMARKABLE OBSERVATIONS
3562	1M	C	4		NO REMARKABLE OBSERVATIONS
	3M	K	28		NO REMARKABLE OBSERVATIONS
	4M	K	28		NO REMARKABLE OBSERVATIONS
	5M	K	28		NO REMARKABLE OBSERVATIONS
	9F	K	28		NO REMARKABLE OBSERVATIONS
	10F	K	28		NO REMARKABLE OBSERVATIONS

SEX CODES: M-Male, F=Female, U=Undetermined
PUP STATUS CODES: C-CULLED K-SCHEDULED SACRIFICE

APPENDIX W - F1 GENERATION

GASOLINE ETBE VAPOR CONDENSATE: A ONE-GENERATION WHOLE-BODY
INHALATION REPRODUCTION TOXICITY STUDY IN RATS

INDIVIDUAL PUP NECROPSY OBSERVATIONS

GROUP III 10000 MG/M3

FEMALE#	PUP#	STATUS	DAY	ORGAN	OBSERVATION
3562 (CONTINUED)					
	11F	K	28		NO REMARKABLE OBSERVATIONS
	12F	C	4		NO REMARKABLE OBSERVATIONS
3563	2M	K	28		NO REMARKABLE OBSERVATIONS
	3M	K	28	GONADS	M UNDESCENDED TESTE(S); RIGHT TISSUE SAVED
	4F	K	28	THYMUS	DISCOLORED FOCI; MODERATE BOTH LOBES - 0.1 CM IN DIAMETER, RED TISSUE SAVED
	5F	K	28		NO REMARKABLE OBSERVATIONS
	7F	D	27	LUNGS	DISCOLORED FOCI; MODERATE ALL LOBES, 0.1 CM IN DIAMETER, TAN
				STOMACH	NO MILK IN STOMACH DUE TO THE LACTATION AGE FOOD PRESENT
	10F	K	28		NO REMARKABLE OBSERVATIONS
3564	2M	K	28		NO REMARKABLE OBSERVATIONS
	3M	K	28		NO REMARKABLE OBSERVATIONS
	4M	K	28		NO REMARKABLE OBSERVATIONS
	5F	C	4		NO REMARKABLE OBSERVATIONS
	7F	C	4		NO REMARKABLE OBSERVATIONS
	9F	K	28		NO REMARKABLE OBSERVATIONS
	12F	C	4		NO REMARKABLE OBSERVATIONS
	13F	K	28		NO REMARKABLE OBSERVATIONS
	14F	K	28		NO REMARKABLE OBSERVATIONS
3565	2M	K	28		NO REMARKABLE OBSERVATIONS
	3M	C	4		NO REMARKABLE OBSERVATIONS
	4M	K	28		NO REMARKABLE OBSERVATIONS
	5M	C	4		NO REMARKABLE OBSERVATIONS
	7M	K	28		NO REMARKABLE OBSERVATIONS
	8F	K	28		NO REMARKABLE OBSERVATIONS
	11F	C	4		NO REMARKABLE OBSERVATIONS

SEX CODES: M-Male, F=Female, U=Undetermined
PUP STATUS CODES: D-DIED C-CULLED K-SCHEDULED SACRIFICE

APPENDIX W - F1 GENERATION

GASOLINE ETBE VAPOR CONDENSATE: A ONE-GENERATION WHOLE-BODY
INHALATION REPRODUCTION TOXICITY STUDY IN RATS

INDIVIDUAL PUP NECROPSY OBSERVATIONS

GROUP III 10000 MG/M3

FEMALE#	PUP#	STATUS	DAY	ORGAN	OBSERVATION
3565 (CONTINUED)					
	12F	C	4		NO REMARKABLE OBSERVATIONS
	13F	K	28		NO REMARKABLE OBSERVATIONS
	14F	K	28		NO REMARKABLE OBSERVATIONS
	15F	C	4		NO REMARKABLE OBSERVATIONS
	16F	C	4		NO REMARKABLE OBSERVATIONS
3566	1M	K	28		NO REMARKABLE OBSERVATIONS
	2M	C	4		NO REMARKABLE OBSERVATIONS
	3M	K	28		NO REMARKABLE OBSERVATIONS
	4M	K	28		NO REMARKABLE OBSERVATIONS
	5M	C	4		NO REMARKABLE OBSERVATIONS
	6M	C	4		NO REMARKABLE OBSERVATIONS
	9F	C	4		NO REMARKABLE OBSERVATIONS
	10F	C	4		NO REMARKABLE OBSERVATIONS
	11F	C	4		NO REMARKABLE OBSERVATIONS
	13F	K	28		NO REMARKABLE OBSERVATIONS
	14F	K	28		NO REMARKABLE OBSERVATIONS
	16F	K	28		NO REMARKABLE OBSERVATIONS
3567	1M	C	4		NO REMARKABLE OBSERVATIONS
	2M	K	28		NO REMARKABLE OBSERVATIONS
	3M	K	28		NO REMARKABLE OBSERVATIONS
	6M	K	28		NO REMARKABLE OBSERVATIONS
	7F	K	28		NO REMARKABLE OBSERVATIONS
	8F	K	28		NO REMARKABLE OBSERVATIONS
	10F	C	4		NO REMARKABLE OBSERVATIONS
	12F	K	28		NO REMARKABLE OBSERVATIONS
3568	1F	K	28		NO REMARKABLE OBSERVATIONS
	2F	K	28		NO REMARKABLE OBSERVATIONS
	6F	K	28		NO REMARKABLE OBSERVATIONS

SEX CODES: M-Male, F=Female, U=Undetermined
PUP STATUS CODES: C-CULLED K-SCHEDULED SACRIFICE

APPENDIX W - F1 GENERATION

GASOLINE ETBE VAPOR CONDENSATE: A ONE-GENERATION WHOLE-BODY
INHALATION REPRODUCTION TOXICITY STUDY IN RATS

INDIVIDUAL PUP NECROPSY OBSERVATIONS

GROUP III 10000 MG/M3

FEMALE#	PUP#	STATUS	DAY	ORGAN	OBSERVATION
3569	1M	K	28	KIDNEY	V DILATED RENAL PELVIS (PAPILLA REDUCED); MODERATE; RIGHT TISSUE SAVED
	3M	K	28		NO REMARKABLE OBSERVATIONS
	5M	C	4		NO REMARKABLE OBSERVATIONS
	6M	K	28	KIDNEY	V DILATED RENAL PELVIS (PAPILLA REDUCED); MODERATE; RIGHT TISSUE SAVED
	7F	K	28		NO REMARKABLE OBSERVATIONS
	9F	C	4		NO REMARKABLE OBSERVATIONS
	11F	K	28		NO REMARKABLE OBSERVATIONS
	12F	K	28		NO REMARKABLE OBSERVATIONS
3570	2M	C	4		NO REMARKABLE OBSERVATIONS
	3M	C	4		NO REMARKABLE OBSERVATIONS
	4M	C	4		NO REMARKABLE OBSERVATIONS
	5M	K	28		NO REMARKABLE OBSERVATIONS
	7M	K	28		NO REMARKABLE OBSERVATIONS
	8M	K	28		NO REMARKABLE OBSERVATIONS
	10F	K	28		NO REMARKABLE OBSERVATIONS
	11F	C	4		NO REMARKABLE OBSERVATIONS
	12F	C	4		NO REMARKABLE OBSERVATIONS
	13F	K	28		NO REMARKABLE OBSERVATIONS
	15F	K	28		NO REMARKABLE OBSERVATIONS
	16F	C	4		NO REMARKABLE OBSERVATIONS
3571	1M	K	28		NO REMARKABLE OBSERVATIONS
	2M	K	28		NO REMARKABLE OBSERVATIONS
	3M	C	4		NO REMARKABLE OBSERVATIONS
	4M	C	4		NO REMARKABLE OBSERVATIONS
	7M	K	28		NO REMARKABLE OBSERVATIONS
	8F	C	4		NO REMARKABLE OBSERVATIONS
	9F	K	28		NO REMARKABLE OBSERVATIONS
	12F	K	28		NO REMARKABLE OBSERVATIONS
	13F	K	28		NO REMARKABLE OBSERVATIONS
	14F	C	4		NO REMARKABLE OBSERVATIONS

SEX CODES: M-Male, F=Female, U=Undetermined
PUP STATUS CODES: C-CULLED K-SCHEDULED SACRIFICE

APPENDIX W - F1 GENERATION

GASOLINE ETBE VAPOR CONDENSATE: A ONE-GENERATION WHOLE-BODY
INHALATION REPRODUCTION TOXICITY STUDY IN RATS

INDIVIDUAL PUP NECROPSY OBSERVATIONS

GROUP III 10000 MG/M3

FEMALE#	PUP#	STATUS	DAY	ORGAN	OBSERVATION
3572	1M	K	28		NO REMARKABLE OBSERVATIONS
	4M	K	28		NO REMARKABLE OBSERVATIONS
	5M	K	28		NO REMARKABLE OBSERVATIONS
	6F	K	28		NO REMARKABLE OBSERVATIONS
	7F	C	4		NO REMARKABLE OBSERVATIONS
	8F	C	4		NO REMARKABLE OBSERVATIONS
	9F	C	4		NO REMARKABLE OBSERVATIONS
	10F	K	28		NO REMARKABLE OBSERVATIONS
	12M	K	28		NO REMARKABLE OBSERVATIONS
	14F	C	4		NO REMARKABLE OBSERVATIONS
3573	2M	C	4		NO REMARKABLE OBSERVATIONS
	3M	K	28		NO REMARKABLE OBSERVATIONS
	5M	C	4		NO REMARKABLE OBSERVATIONS
	6M	K	28		NO REMARKABLE OBSERVATIONS
	7F	C	4		NO REMARKABLE OBSERVATIONS
	8M	K	28		NO REMARKABLE OBSERVATIONS
	10F	K	28		NO REMARKABLE OBSERVATIONS
	11F	C	4		NO REMARKABLE OBSERVATIONS
	12F	K	28		NO REMARKABLE OBSERVATIONS
	14F	K	28		NO REMARKABLE OBSERVATIONS
3574	1M	C	4		NO REMARKABLE OBSERVATIONS
	2M	C	4		NO REMARKABLE OBSERVATIONS
	3M	K	28		NO REMARKABLE OBSERVATIONS
	4M	K	28		NO REMARKABLE OBSERVATIONS
	8M	C	4		NO REMARKABLE OBSERVATIONS
	9M	K	28		NO REMARKABLE OBSERVATIONS
	12F	K	28		NO REMARKABLE OBSERVATIONS
	13F	K	28		NO REMARKABLE OBSERVATIONS
	14F	K	28		NO REMARKABLE OBSERVATIONS

SEX CODES: M-Male, F=Female, U=Undetermined
PUP STATUS CODES: C-CULLED K-SCHEDULED SACRIFICE

APPENDIX W - F1 GENERATION

GASOLINE ETBE VAPOR CONDENSATE: A ONE-GENERATION WHOLE-BODY
INHALATION REPRODUCTION TOXICITY STUDY IN RATS

INDIVIDUAL PUP NECROPSY OBSERVATIONS

GROUP III 10000 MG/M3

FEMALE#	PUP#	STATUS	DAY	ORGAN	OBSERVATION
3575	1M	C	4		NO REMARKABLE OBSERVATIONS
	2M	K	28	KIDNEY	V DILATED RENAL PELVIS (PAPILLA REDUCED); SLIGHT; RIGHT TISSUE SAVED
	3M	K	28		NO REMARKABLE OBSERVATIONS
	4M	K	28		NO REMARKABLE OBSERVATIONS
	5M	C	4		NO REMARKABLE OBSERVATIONS
	8M	C	4		NO REMARKABLE OBSERVATIONS
	10F	K	28		NO REMARKABLE OBSERVATIONS
	11F	K	28		NO REMARKABLE OBSERVATIONS
	12F	C	4		NO REMARKABLE OBSERVATIONS
	14F	K	28		NO REMARKABLE OBSERVATIONS
3576	1M	K	28		NO REMARKABLE OBSERVATIONS
	2M	K	28		NO REMARKABLE OBSERVATIONS
	4M	K	28		NO REMARKABLE OBSERVATIONS
	6F	K	28		NO REMARKABLE OBSERVATIONS
	7F	K	28		NO REMARKABLE OBSERVATIONS
	10F	K	28		NO REMARKABLE OBSERVATIONS
	11F	C	4		NO REMARKABLE OBSERVATIONS

SEX CODES: M-Male, F=Female, U=Undetermined
PUP STATUS CODES: C-CULLED K-SCHEDULED SACRIFICE

APPENDIX W - F1 GENERATION

GASOLINE ETBE VAPOR CONDENSATE: A ONE-GENERATION WHOLE-BODY
INHALATION REPRODUCTION TOXICITY STUDY IN RATS

INDIVIDUAL PUP NECROPSY OBSERVATIONS

GROUP IV 20000 MG/M3

FEMALE#	PUP#	STATUS	DAY	ORGAN	OBSERVATION
4551	2M	K	28		NO REMARKABLE OBSERVATIONS
	3M	K	28		NO REMARKABLE OBSERVATIONS
	4M	K	28		NO REMARKABLE OBSERVATIONS
	5M	C	4		NO REMARKABLE OBSERVATIONS
	6M	C	4		NO REMARKABLE OBSERVATIONS
	7M	C	4		NO REMARKABLE OBSERVATIONS
	9F	K	28		NO REMARKABLE OBSERVATIONS
	11F	K	28		NO REMARKABLE OBSERVATIONS
	13F	K	28		NO REMARKABLE OBSERVATIONS
	14F	C	4		NO REMARKABLE OBSERVATIONS
4554	1M	D	0	LUNGS	LUNG FLOATATION TEST - FOUND DEAD
				STOMACH	NO MILK IN STOMACH
	2F	S		LUNGS	LUNG FLOTATION TEST- STILLBORN
				STOMACH	NO MILK IN STOMACH
	3F	S		LUNGS	LUNG FLOTATION TEST- STILLBORN
				STOMACH	NO MILK IN STOMACH
	4F	S		LUNGS	LUNG FLOTATION TEST- STILLBORN
				STOMACH	NO MILK IN STOMACH
	5F	S		LUNGS	LUNG FLOTATION TEST- STILLBORN
				STOMACH	NO MILK IN STOMACH
	6M	K	28		NO REMARKABLE OBSERVATIONS
	7M	C	4		NO REMARKABLE OBSERVATIONS
	8M	C	4		NO REMARKABLE OBSERVATIONS
	9M	K	28		NO REMARKABLE OBSERVATIONS
	12M	K	28		NO REMARKABLE OBSERVATIONS
	13F	C	4		NO REMARKABLE OBSERVATIONS
	14F	K	28		NO REMARKABLE OBSERVATIONS
	17F	K	28		NO REMARKABLE OBSERVATIONS
	18F	K	28		NO REMARKABLE OBSERVATIONS
4555	1M	K	28		NO REMARKABLE OBSERVATIONS
	4M	C	4		NO REMARKABLE OBSERVATIONS
	5F	K	28		NO REMARKABLE OBSERVATIONS

SEX CODES: M-Male, F=Female, U=Undetermined
PUP STATUS CODES: S-STILLBORN D-DIED C-CULLED K-SCHEDULED SACRIFICE

APPENDIX W - F1 GENERATION

GASOLINE ETBE VAPOR CONDENSATE: A ONE-GENERATION WHOLE-BODY
INHALATION REPRODUCTION TOXICITY STUDY IN RATS

INDIVIDUAL PUP NECROPSY OBSERVATIONS

GROUP IV 20000 MG/M3

FEMALE#	PUP#	STATUS	DAY	ORGAN	OBSERVATION
4555 (CONTINUED)					
	7F	C	4		NO REMARKABLE OBSERVATIONS
	8F	C	4		NO REMARKABLE OBSERVATIONS
	10M	C	4		NO REMARKABLE OBSERVATIONS
	11F	K	28		NO REMARKABLE OBSERVATIONS
	12F	K	28		NO REMARKABLE OBSERVATIONS
	13M	K	28		NO REMARKABLE OBSERVATIONS
	14M	K	28	KIDNEY	V DILATED RENAL PELVIS (PAPILLA REDUCED); EXTREME; RIGHT TISSUE SAVED
4556	1M	K	28		NO REMARKABLE OBSERVATIONS
	2M	K	28	LIVER	DIAPHRAGMATIC HERNIA LEFT LOBE TISSUE SAVED
	3M	K	28		NO REMARKABLE OBSERVATIONS
	5F	K	28		NO REMARKABLE OBSERVATIONS
	6F	K	28		NO REMARKABLE OBSERVATIONS
	8F	K	28		NO REMARKABLE OBSERVATIONS
4557	1M	K	28		NO REMARKABLE OBSERVATIONS
	3M	K	28	LUNGS	DISCOLORED FOCI; SLIGHT; LEFT 0.1-0.3 CM IN DIAMETER, RED TISSUE SAVED
	4M	C	4		NO REMARKABLE OBSERVATIONS
	5M	K	28		NO REMARKABLE OBSERVATIONS
	7F	C	4		NO REMARKABLE OBSERVATIONS
	10F	C	4		NO REMARKABLE OBSERVATIONS
	11F	C	4		NO REMARKABLE OBSERVATIONS
	12F	K	28		NO REMARKABLE OBSERVATIONS
	13F	C	4		NO REMARKABLE OBSERVATIONS
	14F	K	28		NO REMARKABLE OBSERVATIONS
	15F	K	28	KIDNEY	M CYSTIC KIDNEY; SLIGHT; BILATERAL CORTEX - 0.1 CM IN DIAMETER, CLEAR TISSUES SAVED
	16F	C	4		NO REMARKABLE OBSERVATIONS

SEX CODES: M-Male, F=Female, U=Undetermined
PUP STATUS CODES: C-CULLED K-SCHEDULED SACRIFICE

APPENDIX W - F1 GENERATION

GASOLINE ETBE VAPOR CONDENSATE: A ONE-GENERATION WHOLE-BODY
INHALATION REPRODUCTION TOXICITY STUDY IN RATS

INDIVIDUAL PUP NECROPSY OBSERVATIONS

GROUP IV 20000 MG/M3

FEMALE#	PUP#	STATUS	DAY	ORGAN	OBSERVATION
4558	1M	S		STOMACH	NO MILK IN STOMACH
				LUNGS	LUNG FLOTATION TEST- STILLBORN SEE RAW DATA
	2F	S		LUNGS	LUNG FLOTATION TEST- STILLBORN
				STOMACH	NO MILK IN STOMACH
	3F	S		LUNGS	LUNG FLOTATION TEST- STILLBORN
				STOMACH	NO MILK IN STOMACH
	4M	K	28		NO REMARKABLE OBSERVATIONS
	5M	K	28		NO REMARKABLE OBSERVATIONS
	6F	K	28		NO REMARKABLE OBSERVATIONS
	10F	K	28		NO REMARKABLE OBSERVATIONS
	11F	K	28		NO REMARKABLE OBSERVATIONS
4559	1M	S		LUNGS	LUNG FLOTATION TEST- STILLBORN
				STOMACH	NO MILK IN STOMACH
	2M	K	28		NO REMARKABLE OBSERVATIONS
	3M	K	28	KIDNEY	V DILATED RENAL PELVIS (PAPILLA REDUCED); MODERATE; RIGHT TISSUE SAVED
	4M	K	28		NO REMARKABLE OBSERVATIONS
	8F	K	28		NO REMARKABLE OBSERVATIONS
	9F	K	28		NO REMARKABLE OBSERVATIONS
	10F	C	4		NO REMARKABLE OBSERVATIONS
	11F	C	4		NO REMARKABLE OBSERVATIONS
	12F	K	28		NO REMARKABLE OBSERVATIONS
4560	1F	S		LUNGS	LUNG FLOTATION TEST- STILLBORN
				STOMACH	NO MILK IN STOMACH
	2M	K	28		NO REMARKABLE OBSERVATIONS
	3M	K	28		NO REMARKABLE OBSERVATIONS
	5M	K	28		NO REMARKABLE OBSERVATIONS
	6F	K	28		NO REMARKABLE OBSERVATIONS
	7F	K	28		NO REMARKABLE OBSERVATIONS
	10F	C	4		NO REMARKABLE OBSERVATIONS
	11F	K	28		NO REMARKABLE OBSERVATIONS

SEX CODES: M-Male, F=Female, U=Undetermined
PUP STATUS CODES: S-STILLBORN C-CULLED K-SCHEDULED SACRIFICE

APPENDIX W - F1 GENERATION

GASOLINE ETBE VAPOR CONDENSATE: A ONE-GENERATION WHOLE-BODY
INHALATION REPRODUCTION TOXICITY STUDY IN RATS

INDIVIDUAL PUP NECROPSY OBSERVATIONS

GROUP IV 20000 MG/M3

FEMALE#	PUP#	STATUS	DAY	ORGAN	OBSERVATION
4561	3M	K	28		NO REMARKABLE OBSERVATIONS
	4M	K	28		NO REMARKABLE OBSERVATIONS
	5M	C	4		NO REMARKABLE OBSERVATIONS
	6M	C	4		NO REMARKABLE OBSERVATIONS
	7M	K	28	EXTERNAL EXAM	TIP OF THE TAIL MISSING EXTERNAL FINDING CONFIRMED TISSUE SAVED
	8M	C	4		NO REMARKABLE OBSERVATIONS
	9M	C	4		NO REMARKABLE OBSERVATIONS
	10F	K	28		NO REMARKABLE OBSERVATIONS
	12F	K	28		NO REMARKABLE OBSERVATIONS
	13F	C	4		NO REMARKABLE OBSERVATIONS
	14F	C	4		NO REMARKABLE OBSERVATIONS
	16F	K	28		NO REMARKABLE OBSERVATIONS
4563	1M	C	4		NO REMARKABLE OBSERVATIONS
	2M	C	4		NO REMARKABLE OBSERVATIONS
	5M	C	4		NO REMARKABLE OBSERVATIONS
	6M	C	4		NO REMARKABLE OBSERVATIONS
	7M	K	28		NO REMARKABLE OBSERVATIONS
	9M	K	28		NO REMARKABLE OBSERVATIONS
	11M	K	28		NO REMARKABLE OBSERVATIONS
	12M	C	4		NO REMARKABLE OBSERVATIONS
	13F	K	28		NO REMARKABLE OBSERVATIONS
	14F	K	28		NO REMARKABLE OBSERVATIONS
	15F	K	28		NO REMARKABLE OBSERVATIONS
4564	3M	K	28		NO REMARKABLE OBSERVATIONS
	4M	K	28		NO REMARKABLE OBSERVATIONS
	5F	K	28		NO REMARKABLE OBSERVATIONS
	6M	K	28		NO REMARKABLE OBSERVATIONS
	7M	C	4		NO REMARKABLE OBSERVATIONS
	8F	C	4		NO REMARKABLE OBSERVATIONS
	9F	C	4		NO REMARKABLE OBSERVATIONS

SEX CODES: M-Male, F=Female, U=Undetermined
PUP STATUS CODES: C-CULLED K-SCHEDULED SACRIFICE

APPENDIX W - F1 GENERATION

GASOLINE ETBE VAPOR CONDENSATE: A ONE-GENERATION WHOLE-BODY
INHALATION REPRODUCTION TOXICITY STUDY IN RATS

INDIVIDUAL PUP NECROPSY OBSERVATIONS

GROUP IV 20000 MG/M3

FEMALE#	PUP#	STATUS	DAY	ORGAN	OBSERVATION
4564 (CONTINUED)					
	10F	C	4		NO REMARKABLE OBSERVATIONS
	13F	K	28		NO REMARKABLE OBSERVATIONS
	14F	C	4		NO REMARKABLE OBSERVATIONS
	15F	K	28		NO REMARKABLE OBSERVATIONS
4565	1M	C	4		NO REMARKABLE OBSERVATIONS
	2M	C	4		NO REMARKABLE OBSERVATIONS
	3M	K	28		NO REMARKABLE OBSERVATIONS
	4M	C	4		NO REMARKABLE OBSERVATIONS
	5M	K	28		NO REMARKABLE OBSERVATIONS
	6M	C	4		NO REMARKABLE OBSERVATIONS
	7M	K	28		NO REMARKABLE OBSERVATIONS
	12F	K	28		NO REMARKABLE OBSERVATIONS
	13F	K	28		NO REMARKABLE OBSERVATIONS
	14F	K	28		NO REMARKABLE OBSERVATIONS
4566	1M	K	28		NO REMARKABLE OBSERVATIONS
	2M	K	28		NO REMARKABLE OBSERVATIONS
	5M	K	28	KIDNEY	V DILATED RENAL PELVIS (PAPILLA REDUCED); SLIGHT; RIGHT TISSUE SAVED
	6F	K	28		NO REMARKABLE OBSERVATIONS
	7F	K	28		NO REMARKABLE OBSERVATIONS
	10F	K	28		NO REMARKABLE OBSERVATIONS
	11F	C	4		NO REMARKABLE OBSERVATIONS
	12F	C	4		NO REMARKABLE OBSERVATIONS
	13F	C	4		NO REMARKABLE OBSERVATIONS
4567	2M	C	4		NO REMARKABLE OBSERVATIONS
	3M	K	28		NO REMARKABLE OBSERVATIONS
	4M	K	28		NO REMARKABLE OBSERVATIONS
	5M	K	28		NO REMARKABLE OBSERVATIONS
	9F	K	28		NO REMARKABLE OBSERVATIONS
	10F	C	4		NO REMARKABLE OBSERVATIONS
	11F	C	4		NO REMARKABLE OBSERVATIONS

SEX CODES: M-Male, F=Female, U=Undetermined
PUP STATUS CODES: C-CULLED K-SCHEDULED SACRIFICE

APPENDIX W - F1 GENERATION

GASOLINE ETBE VAPOR CONDENSATE: A ONE-GENERATION WHOLE-BODY
INHALATION REPRODUCTION TOXICITY STUDY IN RATS

INDIVIDUAL PUP NECROPSY OBSERVATIONS

GROUP IV 20000 MG/M3

FEMALE#	PUP#	STATUS	DAY	ORGAN	OBSERVATION
4567 (CONTINUED)					
	12F	K	28		NO REMARKABLE OBSERVATIONS
	13F	K	28		NO REMARKABLE OBSERVATIONS
	14F	C	4		NO REMARKABLE OBSERVATIONS
4568	1M	K	28		NO REMARKABLE OBSERVATIONS
	3M	K	28		NO REMARKABLE OBSERVATIONS
	4M	K	28		NO REMARKABLE OBSERVATIONS
	5M	C	4		NO REMARKABLE OBSERVATIONS
	8F	K	28		NO REMARKABLE OBSERVATIONS
	9F	K	28		NO REMARKABLE OBSERVATIONS
	10F	K	28		NO REMARKABLE OBSERVATIONS
4569	3M	K	28		NO REMARKABLE OBSERVATIONS
	4M	C	4		NO REMARKABLE OBSERVATIONS
	5M	K	28	KIDNEY	V DILATED RENAL PELVIS (PAPILLA REDUCED); SLIGHT; RIGHT TISSUE SAVED
	6M	K	28	KIDNEY	V DILATED RENAL PELVIS (PAPILLA REDUCED); EXTREME; RIGHT TISSUE SAVED
	7F	K	28		NO REMARKABLE OBSERVATIONS
	8F	C	4		NO REMARKABLE OBSERVATIONS
	9F	C	4		NO REMARKABLE OBSERVATIONS
	10F	C	4		NO REMARKABLE OBSERVATIONS
	11F	C	4		NO REMARKABLE OBSERVATIONS
	12F	C	4		NO REMARKABLE OBSERVATIONS
	14F	K	28		NO REMARKABLE OBSERVATIONS
	15F	K	28		NO REMARKABLE OBSERVATIONS
	17F	C	4		NO REMARKABLE OBSERVATIONS
4570	1M	K	28		NO REMARKABLE OBSERVATIONS
	3M	K	28		NO REMARKABLE OBSERVATIONS
	4M	C	4		NO REMARKABLE OBSERVATIONS
	5M	C	4		NO REMARKABLE OBSERVATIONS
	6M	K	28		NO REMARKABLE OBSERVATIONS
	8M	C	4		NO REMARKABLE OBSERVATIONS

SEX CODES: M-Male, F=Female, U=Undetermined
PUP STATUS CODES: C-CULLED K-SCHEDULED SACRIFICE

APPENDIX W - F1 GENERATION

GASOLINE ETBE VAPOR CONDENSATE: A ONE-GENERATION WHOLE-BODY
INHALATION REPRODUCTION TOXICITY STUDY IN RATS

INDIVIDUAL PUP NECROPSY OBSERVATIONS

GROUP IV 20000 MG/M3

FEMALE#	PUP#	STATUS	DAY	ORGAN	OBSERVATION
4570 (CONTINUED)					
	11F	C	4		NO REMARKABLE OBSERVATIONS
	12F	C	4		NO REMARKABLE OBSERVATIONS
	13F	C	4		NO REMARKABLE OBSERVATIONS
	14F	K	28		NO REMARKABLE OBSERVATIONS
	15F	K	28		NO REMARKABLE OBSERVATIONS
	16F	K	28		NO REMARKABLE OBSERVATIONS
4571	1M	C	4		NO REMARKABLE OBSERVATIONS
	2M	C	4		NO REMARKABLE OBSERVATIONS
	3M	K	28		NO REMARKABLE OBSERVATIONS
	4M	K	28		NO REMARKABLE OBSERVATIONS
	5M	C	4		NO REMARKABLE OBSERVATIONS
	6M	K	28		NO REMARKABLE OBSERVATIONS
	9M	C	4		NO REMARKABLE OBSERVATIONS
	12F	K	28		NO REMARKABLE OBSERVATIONS
	13F	K	28		NO REMARKABLE OBSERVATIONS
	14F	K	28		NO REMARKABLE OBSERVATIONS
	15F	C	4		NO REMARKABLE OBSERVATIONS
4572	1M	C	4		NO REMARKABLE OBSERVATIONS
	4M	C	4		NO REMARKABLE OBSERVATIONS
	5M	K	28		NO REMARKABLE OBSERVATIONS
	6M	K	28		NO REMARKABLE OBSERVATIONS
	7M	K	28		NO REMARKABLE OBSERVATIONS
	8F	K	28		NO REMARKABLE OBSERVATIONS
	9F	K	28		NO REMARKABLE OBSERVATIONS
	11F	K	28		NO REMARKABLE OBSERVATIONS
	13F	C	4		NO REMARKABLE OBSERVATIONS
4573	1M	C	4		NO REMARKABLE OBSERVATIONS
	3M	K	28		NO REMARKABLE OBSERVATIONS
	4M	K	28		NO REMARKABLE OBSERVATIONS
	6F	C	4		NO REMARKABLE OBSERVATIONS
	7F	K	28		NO REMARKABLE OBSERVATIONS

SEX CODES: M-Male, F=Female, U=Undetermined
PUP STATUS CODES: C-CULLED K-SCHEDULED SACRIFICE

APPENDIX W - F1 GENERATION

GASOLINE ETBE VAPOR CONDENSATE: A ONE-GENERATION WHOLE-BODY
INHALATION REPRODUCTION TOXICITY STUDY IN RATS

INDIVIDUAL PUP NECROPSY OBSERVATIONS

GROUP IV 20000 MG/M3

FEMALE#	PUP#	STATUS	DAY	ORGAN	OBSERVATION
4573 (CONTINUED)					
	8F	K	28		NO REMARKABLE OBSERVATIONS
	9F	K	28		NO REMARKABLE OBSERVATIONS
	10M	K	28		NO REMARKABLE OBSERVATIONS
4574	1M	K	28		NO REMARKABLE OBSERVATIONS
	3M	K	28		NO REMARKABLE OBSERVATIONS
	4M	K	28		NO REMARKABLE OBSERVATIONS
	6F	K	28		NO REMARKABLE OBSERVATIONS
	7F	K	28		NO REMARKABLE OBSERVATIONS
	10F	K	28		NO REMARKABLE OBSERVATIONS
	11F	C	4		NO REMARKABLE OBSERVATIONS
	12F	C	4		NO REMARKABLE OBSERVATIONS
4575	1M	K	28		NO REMARKABLE OBSERVATIONS
	4M	K	28		NO REMARKABLE OBSERVATIONS
	5M	K	28		NO REMARKABLE OBSERVATIONS
	7F	K	28		NO REMARKABLE OBSERVATIONS
	8F	K	28		NO REMARKABLE OBSERVATIONS
	9F	K	28		NO REMARKABLE OBSERVATIONS
4576	1F	S		LUNGS	LUNG FLOTATION TEST- STILLBORN
				STOMACH	NO MILK IN STOMACH
	2F	S		LUNGS	LUNG FLOTATION TEST- STILLBORN
				STOMACH	NO MILK IN STOMACH
	5M	D	2	GROSS EXAM	CANNIBALIZED
				GROSS EXAM	INTERNAL SEX UNDETERMINED
				STOMACH	MILK UNDETERMINED
	7M	D	2	GROSS EXAM	CANNIBALIZED
				GROSS EXAM	INTERNAL SEX UNDETERMINED
	9M	K	28		NO REMARKABLE OBSERVATIONS
	10M	K	28		NO REMARKABLE OBSERVATIONS
	11M	K	28		NO REMARKABLE OBSERVATIONS
	13F	D	2	GROSS EXAM	CANNIBALIZED
				GROSS EXAM	INTERNAL SEX UNDETERMINED

SEX CODES: M-Male, F=Female, U=Undetermined
PUP STATUS CODES: S-STILLBORN D-DIED C-CULLED K-SCHEDULED SACRIFICE

APPENDIX W - F1 GENERATION

GASOLINE ETBE VAPOR CONDENSATE: A ONE-GENERATION WHOLE-BODY
INHALATION REPRODUCTION TOXICITY STUDY IN RATS

INDIVIDUAL PUP NECROPSY OBSERVATIONS

GROUP IV 20000 MG/M3

FEMALE#	PUP#	STATUS	DAY	ORGAN	OBSERVATION
4576 (CONTINUED)					
	14F	K	28		NO REMARKABLE OBSERVATIONS
	16F	D	1	GROSS EXAM	CANNIBALIZED PARTIALLY
				LUNGS	LUNG FLOATATION TEST - FOUND DEAD
				STOMACH	MILK IN STOMACH

SEX CODES: M-Male, F=Female, U=Undetermined
PUP STATUS CODES: D-DIED K-SCHEDULED SACRIFICE

	Individual Parental Organ Weights Preface	Appendix X

Table of Contents

Absolute Organ Weights 447
% Organ to Body Weight Ratios 462
% Organ to Brain Weight Ratios 477

Key to Abbreviations:

g	=	Grams
kg	=	Kilograms
wt.	=	Weight
observ.	=	Observed
E	=	Excluded

Corresponding exposure levels for each group were as follows:

Group 1	-	0 mg/m^3
Group 2	-	2000 mg/m^3
Group 3	-	10000 mg/m^3
Group 4	-	20000 mg/m^3

Summary statistics for absolute organ weights (g)
Study number: 004204

Animal No/sex	Group/ Subgroup	Terminal Body wt. (g)	Adrenal Glands	Brain	Epididymides	Kidneys	Left Epididymis	Left Testis
				Male	Animals			
1051/M[a]	1/1	521.7	0.0584	2.0719	1.3506	4.7304	0.6630	1.4395
1052/M[a]	1/1	596.5	0.0554	2.3958	1.2547	4.0336	0.6338	1.5868
1053/M	1/1	591.3	0.0611	2.3031	1.2882	4.0903	0.6360	1.8424
1054/M	1/1	528.4	0.0608	2.2092	1.1280	4.0621	0.5846	1.5260
1055/M	1/1	377.3	0.0337	1.9674	1.0823	2.5064	0.5332	1.6693
1056/M	1/1	491.8	0.0555	2.2932	1.1567	4.1193	0.5833	1.4568
1057/M	1/1	570.9	0.0702	2.0871	1.3592	4.3140	0.6407	1.6968
1058/M	1/1	539.0	0.0672	1.3928	1.2290	3.8954	0.6173	1.3978
1059/M	1/1	553.8	0.0661	2.1857	1.4838	4.3626	0.7520	1.6210
1060/M	1/1	517.0	0.0637	2.2887	1.4824	3.5074	0.7233	1.8163
1061/M	1/1	477.8	0.0508	2.2140	1.2316	3.5478	0.6108	1.6801
1062/M	1/1	539.6	0.0555	2.2469	1.4788	4.3604	0.7279	1.6098
1063/M	1/1	581.9	0.0688	2.1018	1.5817	4.7003	0.7878	1.8713
1064/M	1/1	526.2	0.0867	2.3002	1.6391	3.8436	0.8250	1.6710
1065/M	1/1	447.7	0.0622	1.8939	1.5648	3.6799	0.9249	1.3662
1066/M	1/1	501.5	0.0483	1.9645	1.3734	3.8568	0.6979	1.7965
1067/M	1/1	586.7	0.0557	2.0750	1.2822	3.4899	0.6489	1.6219
1068/M	1/1	578.7	0.0682	2.3851	1.3730	3.9787	0.6879	1.5195
1069/M	1/1	538.0	0.0755	2.1122	1.4515	4.7797	0.7118	1.8232
1070/M	1/1	599.2	0.0615	2.2032	1.3596	4.7496	0.6614	1.6571
1071/M	1/1	507.3	0.0484	2.1853	1.2048	3.7598	0.5960	1.5859
1072/M	1/1	494.3	0.0662	2.0660	1.3472	4.0116	0.7121	1.4954
1073/M	1/1	528.0	0.0554	2.0794	1.1751	3.5130	0.5939	1.6008
1074/M	1/1	547.0	0.0705	1.4678	1.3066	3.5724	0.6416	1.5918
1075/M	1/1	557.1	0.0380	2.0908	1.5283	4.1900	0.7600	1.5767
1076/M	1/1	513.6	0.0438	2.0772	1.3278	3.6519	0.6494	1.6085
Mean:		531.2	0.0595	2.1022	1.3477	3.9733	0.6771	1.6203
Standard deviation:		49.8	0.0116	0.2347	0.1466	0.5018	0.0857	0.1345
Number of observ. :		(26)	(26)	(26)	(26)	(26)	(26)	(26)
2051/M[a]	2/1	552.3	0.0554	2.3254	1.3081	4.2660	0.6565	1.6351
2052/M[a]	2/1	597.1	0.0546	2.1782	1.2848	4.5174	0.6566	1.6092
2053/M	2/1	534.6	0.0745	2.1765	1.6889	4.2523	0.8423	1.6868
2054/M	2/1	538.7	0.0728	2.2169	1.5541	4.3336	0.7602	1.8467
2055/M	2/1	584.3	0.0611	2.2287	1.6068	4.5137	0.8414	1.8137
2056/M	2/1	518.1	0.0544	2.0674	1.2639	3.9794	0.5985	1.4731
2057/M	2/1	507.1	0.0539	2.0514	1.5992	3.9774	0.8117	1.8039
2058/M	2/1	555.9	0.0620	2.0643	1.5652	4.2597	0.7795	1.7196
2059/M	2/1	491.9	0.0523	2.0245	1.4452	3.4883	0.7445	1.5994
2060/M	2/1	504.3	0.0602	2.2570	1.4576	4.1792	0.6907	1.4646
2061/M	2/1	511.3	0.0763	2.0637	1.4879	3.6456	0.6774	1.5813
2062/M	2/1	537.1	0.0766	2.0749	1.4146	4.1017	0.6815	1.5142
2063/M	2/1	513.5	0.0568	2.2567	1.4296	4.2470	0.7038	1.5491
2064/M	2/1	552.7	0.0861	2.0638	1.6601	3.9474	0.8047	1.9931
2065/M	2/1	532.0	0.0668	2.0602	1.6341	4.1647	0.8325	1.8729

[a]Testis and epididymal weights were collected post-fixation.

Summary statistics for absolute organ weights (g)
Study number: 004204

Animal No/sex	Group/ Subgroup	Terminal Body wt. (g)	Adrenal Glands	Brain	Epididymides	Kidneys	Left Epididymis	Left Testis
2066/M	2/1	508.4	0.0612	2.0943	1.3941	4.1518	0.6804	1.5228
2067/M	2/1	534.9	0.0508	2.2431	1.4806	4.2035	0.7219	1.5777
2068/M	2/1	533.0	0.0563	2.1629	1.3204	4.2389	0.6691	1.7457
2069/M	2/1	602.0	0.0766	2.1353	1.6312	4.7910	0.8008	2.0679
2070/M	2/1	581.7	0.0603	2.1564	1.5295	4.6348	0.7698	1.5353
2071/M	2/1	481.8	0.0579	2.0836	1.1090	4.5954	0.7388	1.7420
2072/M	2/1	568.3	0.0683	2.0381	1.3076	4.0378	0.6152	1.5085
2074/M	2/1	519.5	0.0535	2.3602	1.1606	4.2123	0.5699	1.5518
2075/M	2/1	498.8	0.0594	2.1954	1.4735	4.0298	0.7128	1.5396
2076/M	2/1	499.0	0.0670	2.1151	1.5494	4.0354	0.7684	1.8784
Mean:		534.3	0.0630	2.1478	1.4542	4.1922	0.7252	1.6733
Standard deviation:		33.2	0.0095	0.0936	0.1557	0.2884	0.0763	0.1675
Number of observ. :		(25)	(25)	(25)	(25)	(25)	(25)	(25)
3051/M	3/1	507.0	0.0683	2.1908	1.2909	4.7089	0.6721	1.5803
3052/M	3/1	645.3	0.0655	2.2959	1.3125	5.2315	0.6347	1.4578
3053/M	3/1	504.8	0.0525	2.1776	1.3789	4.4046	0.7038	1.5786
3054/M	3/1	479.3	0.0573	2.1067	1.3949	3.7163	0.7095	1.6884
3056/M	3/1	458.2	0.0647	2.1892	1.4736	4.4003	0.7365	1.6572
3057/M	3/1	543.9	0.0556	2.2035	1.4730	4.4094	0.6972	1.5788
3058/M	3/1	539.7	0.0713	2.0940	1.3257	4.1882	0.6798	1.6955
3059/M	3/1	562.3	0.0476	2.2801	1.3578	4.6831	0.6662	1.6059
3060/M	3/1	498.4	0.0546	2.1980	1.2572	4.1507	0.6259	1.6739
3061/M	3/1	536.2	0.0668	2.0414	1.3596	4.0006	0.6773	1.8356
3062/M	3/1	562.2	0.0677	2.2599	1.5438	5.1827	0.7621	1.8279
3063/M	3/1	493.0	0.0338E	2.0410	1.4492	4.3069	0.7015	1.6511
3064/M	3/1	496.7	0.0680	2.0956	1.4792	4.1973	0.7551	1.9907
3065/M	3/1	557.2	0.0578	2.1495	1.2999	3.7106	0.6712	1.5314
3066/M	3/1	443.3	0.0860	2.1263	1.4560	4.3572	0.6761	1.5235
3067/M	3/1	571.8	0.0782	2.1693	1.4736	4.5195	0.7280	1.7675
3068/M	3/1	498.1	0.0651	2.3019	1.4255	4.6138	0.7038	1.6946
3069/M	3/1	504.6	0.0629	2.0690	1.2744	4.1126	0.6675	1.8835
3070/M	3/1	488.9	0.0660	2.0212	1.5744	4.2692	0.8421	1.5249
3071/M	3/1	455.9	0.0521	2.0148	1.3440	4.1357	0.6604	1.3648
3072/M	3/1	554.0	0.0642	2.1397	1.4667	5.0042	0.7196	1.6750
3073/M	3/1	438.6	0.0614	2.1510	1.6782	3.8624	0.8549	1.8042
3074/M	3/1	450.6	0.0619	2.0156	1.2669	3.7765	0.5926	1.5974
3075/M	3/1	595.6	0.0568	2.0674	1.1906	4.3482	0.5757	1.5264
3076/M	3/1	494.0	0.0649	2.0107	1.5305	4.5390	0.7322	1.6220
Mean:		515.2	0.0632	2.1364	1.4031	4.3532	0.6978	1.6535
Standard deviation:		50.9	0.0084	0.0904	0.1151	0.4072	0.0640	0.1415
Number of observ. :		(25)	(24)	(25)	(25)	(25)	(25)	(25)
4051/M[a]	4/1	510.5	0.0616	2.0564	1.3736	4.7129	0.6526	1.6061
4052/M	4/1	558.1	0.0685	2.0478	1.3792	4.2647	0.7221	1.8539
4053/M	4/1	610.9	0.0789	2.2589	1.5047	5.2454	0.7065	1.8048

[a]Testis and epididymal weights were collected post-fixation.

Summary statistics for absolute organ weights (g)
Study number: 004204

Animal No/sex	Group/ Subgroup	Terminal Body wt. (g)	Adrenal Glands	Brain	Epididymides	Kidneys	Left Epididymis	Left Testis
4054/M	4/1	427.7	0.0499	2.0629	1.2182	3.3891	0.5962	1.7127
4055/M	4/1	426.7	0.0461	1.9679	1.1513	3.5279	0.6214	1.3328
4056/M	4/1	531.8	0.0716	2.1981	1.4647	5.2140	0.7022	1.5931
4057/M	4/1	503.0	0.0645	2.0032	1.4302	4.5692	0.6976	1.6306
4058/M	4/1	465.2	0.0574	2.2073	1.2026	4.1697	0.5940	1.6360
4059/M	4/1	510.3	0.0624	2.1612	1.4608	4.4010	0.7348	1.8885
4060/M	4/1	495.7	0.0850	2.0511	1.8087	4.5945	0.8905	2.0080
4061/M	4/1	498.8	0.0661	2.1810	1.4433	4.0327	0.7155	1.8243
4062/M	4/1	544.8	0.0641	2.1358	1.4896	4.9984	0.7588	1.7444
4063/M	4/1	521.1	0.0456	2.0909	1.0667	4.5454	0.5266	1.5611
4064/M	4/1	543.3	0.0560	2.1952	1.3568	7.5027	0.6775	1.7154
4065/M	4/1	478.7	0.0448	1.9602	1.0944	4.2005	0.5520	1.3908
4066/M	4/1	549.6	0.0606	2.1491	1.3782	4.2233	0.6693	1.5515
4067/M	4/1	478.4	0.0540	2.2823	1.3024	4.6465	0.6536	1.6828
4068/M	4/1	501.0	0.0536	1.9275	1.5247	5.1384	0.7495	1.7332
4069/M	4/1	517.7	0.0487	2.1257	1.2960	4.7136	0.6367	1.6722
4070/M	4/1	489.3	0.0774	2.0690	1.3585	4.4250	0.6749	1.7288
4071/M	4/1	445.2	0.0604	2.0921	1.4640	3.5819	0.7400	1.8479
4072/M	4/1	583.8	0.1004	2.1396	1.7070	4.7610	0.8563	1.7243
4073/M	4/1	432.7	0.0663	2.2053	1.6356	4.6138	0.8112	1.7717
4074/M	4/1	460.9	0.0690	2.0474	1.4094	5.0218	0.7206	1.9899
4075/M	4/1	459.2	0.0689	2.0391	1.4851	4.2765	0.7679	1.6714
4076/M	4/1	491.7	0.0565	2.0631	1.3847	4.3164	0.7133	1.5705
	M e a n:	501.4	0.0630	2.1045	1.3996	4.5802	0.6978	1.7018
Standard deviation:		46.8	0.0129	0.0914	0.1718	0.7674	0.0845	0.1570
Number of observ. :		(26)	(26)	(26)	(26)	(26)	(26)	(26)

Summary statistics for absolute organ weights (g)
Study number: 004204

Animal No/sex	Group/ Subgroup	Terminal Body wt. (g)	Liver	Lungs Pituitary gland		Prostate Right Epididymis		Right Testis
				Male Animals				
1051/M[a]	1/1	521.7	19.4866	1.9327	0.0139	1.2237	0.7795	1.5846
1052/M[a]	1/1	596.5	20.6067	1.8159	0.0112	1.2797	0.6991	1.6894
1053/M	1/1	591.3	18.7418	1.7260	0.0125	1.0542	0.6522	1.7678
1054/M	1/1	528.4	18.0688	1.7900	0.0156	1.0080	0.5434	1.5917
1055/M	1/1	377.3	11.5663	1.2882	0.0093	0.8156	0.5491	1.6638
1056/M	1/1	491.8	16.9420	1.6964	0.0150	1.0298	0.5734	1.4847
1057/M	1/1	570.9	19.2983	2.0748	0.0090	1.0387	0.7185	1.6356
1058/M	1/1	539.0	19.5175	1.6394	0.0154	1.2214	0.6117	1.4571
1059/M	1/1	553.8	18.8695	2.0932	0.0140	1.2477	0.7318	1.6337
1060/M	1/1	517.0	14.5480	1.6190	0.0136	0.8379	0.7591	1.9138
1061/M	1/1	477.8	13.5867	1.6140	0.0137	0.7236	0.6208	1.6457
1062/M	1/1	539.6	17.8358	1.8931	0.0109	1.4203	0.7509	1.6167
1063/M	1/1	581.9	19.7215	2.0862	0.0146	1.0000	0.7939	2.1015
1064/M	1/1	526.2	16.4004	1.8905	0.0139	1.7403	0.8452	1.6377
1065/M	1/1	447.7	15.9024	1.6390	0.0115	0.9534	0.6368	1.3900
1066/M	1/1	501.5	16.8780	1.7032	0.0104	0.7834	0.6720	1.8574
1067/M	1/1	586.7	19.0665	1.8795	0.0115	1.1552	0.6290	1.6680
1068/M	1/1	578.7	17.2795	1.8567	0.0147	1.0858	0.6805	1.5216
1069/M	1/1	538.0	21.3653	1.7300	0.0139	1.5787	0.7346	1.8704
1070/M	1/1	599.2	22.0994	1.9568	0.0144	1.2400	0.6948	1.6582
1071/M	1/1	507.3	17.8698	1.7101	0.0129	1.2326	0.6060	1.5020
1072/M	1/1	494.3	15.3643	1.8596	0.0134	1.1773	0.6321	1.3614
1073/M	1/1	528.0	17.6553	1.6475	0.0131	0.8872	0.5798	1.6102
1074/M	1/1	547.0	17.0220	1.7545	0.0120	1.2263	0.6677	1.5726
1075/M	1/1	557.1	19.3860	1.7670	0.0110	0.8113	0.7790	1.5655
1076/M	1/1	513.6	17.3533	1.8930	0.0116	1.0140	0.6726	1.6461
Mean:		531.2	17.7858	1.7906	0.0128	1.1072	0.6774	1.6403
Standard deviation:		49.8	2.3528	0.1753	0.0018	0.2421	0.0794	0.1621
Number of observ. :		(26)	(26)	(26)	(26)	(26)	(26)	(26)
2051/M[a]	2/1	552.3	17.9212	1.6497	0.0141	0.9233	0.7098	1.6794
2052/M[a]	2/1	597.1	22.2756	1.8491	0.0137	1.0628	0.6747	1.7623
2053/M	2/1	534.6	18.2244	2.0234	0.0111	1.3753	0.8466	1.7497
2054/M	2/1	538.7	20.1224	1.9665	0.0142	1.7398	0.7939	1.8885
2055/M	2/1	584.3	19.4770	1.9535	0.0140	1.0603	0.7654	1.7118
2056/M	2/1	518.1	17.1274	1.7652	0.0125	0.9045	0.6654	1.4918
2057/M	2/1	507.1	16.6215	1.7593	0.0114	1.0404	0.7875	1.7724
2058/M	2/1	555.9	19.6570	1.8858	0.0106	0.7321	0.7857	1.7459
2059/M	2/1	491.9	16.3465	1.7820	0.0106	1.0985	0.7007	1.5928
2060/M	2/1	504.3	15.0985	1.7151	0.0131	1.2040	0.7669	1.5313
2061/M	2/1	511.3	15.8027	1.8283	0.0081	1.5822	0.8105	1.5289
2062/M	2/1	537.1	15.8393	1.7571	0.0091	1.5359	0.7331	1.5560
2063/M	2/1	513.5	16.3694	1.7945	0.0123	0.9862	0.7258	1.5341
2064/M	2/1	552.7	18.5669	1.9562	0.0136	1.5860	0.8504	2.0502
2065/M	2/1	532.0	19.1851	1.7583	0.0119	1.3138	0.7873	1.8401

[a]Testis and epididymal weights were collected post-fixation.

Summary statistics for absolute organ weights (g)
Study number: 004204

Animal No/sex	Group/ Subgroup	Terminal Body wt. (g)	Liver	Lungs	Pituitary gland	Prostate	Right Epididymis	Right Testis
2066/M	2/1	508.4	16.8399	1.8367	0.0116	1.6351	0.7105	1.5099
2067/M	2/1	534.9	17.4979	1.6839	0.0115	0.9989	0.7546	1.6164
2068/M	2/1	533.0	19.8460	1.8215	0.0124	1.4883	0.6441	1.6376
2069/M	2/1	602.0	19.5834	2.4686	0.0137	1.7181	0.8268	2.0992
2070/M	2/1	581.7	19.8967	1.8744	0.0135	1.0548	0.7556	1.5166
2071/M	2/1	481.8	17.5274	1.7500	0.0123	1.2490	0.3660	0.6720
2072/M	2/1	568.3	17.6326	1.5785	0.0097	1.0622	0.6887	1.4647
2074/M	2/1	519.5	18.2543	1.8121	0.0127	0.9488	0.5847	1.5367
2075/M	2/1	498.8	15.9668	1.9835	0.0125	1.3519	0.7547	1.4317
2076/M	2/1	499.0	15.2733	1.8073	0.0143	1.5311	0.7749	1.8834
Mean:		534.3	17.8781	1.8424	0.0122	1.2473	0.7306	1.6321
Standard deviation:		33.2	1.8050	0.1685	0.0016	0.2893	0.0991	0.2679
Number of observ. :		(25)	(25)	(25)	(25)	(25)	(25)	(25)
3051/M	3/1	507.0	17.9505	1.9747	0.0105	0.2395	0.6273	1.6362
3052/M	3/1	645.3	26.7779	2.0997	0.0116	0.8904	0.6778	1.5153
3053/M	3/1	504.8	18.1247	1.9670	0.0117	1.1638	0.6751	1.5910
3054/M	3/1	479.3	18.6815	1.6656	0.0114	1.3368	0.6854	1.6717
3056/M	3/1	458.2	16.3424	1.6249	0.0103	1.1533	0.7371	1.6480
3057/M	3/1	543.9	20.6022	1.9545	0.0145	1.4138	0.7758	1.6432
3058/M	3/1	539.7	17.6749	1.6958	0.0118	1.2159	0.6459	1.6292
3059/M	3/1	562.3	18.8431	1.7265	0.0153	1.2930	0.6916	1.7334
3060/M	3/1	498.4	16.1401	1.7636	0.0134	1.2053	0.6313	1.7151
3061/M	3/1	536.2	18.4673	1.8687	0.0144	1.5814	0.6823	1.7419
3062/M	3/1	562.2	18.3354	1.9767	0.0163	1.2919	0.7817	1.8473
3063/M	3/1	493.0	19.6457	1.7429	0.0110	0.9928	0.7477	1.6969
3064/M	3/1	496.7	19.1176	1.8541	0.0096	1.1260	0.7199	1.9068
3065/M	3/1	557.2	21.8927	2.0466	0.0119	1.6306	0.6374	1.5045
3066/M	3/1	443.3	18.1714	1.6614	0.0116	1.3383	0.7734	1.6155
3067/M	3/1	571.8	20.3672	1.8434	0.0104	1.1997	0.7443	1.7067
3068/M	3/1	498.1	17.6560	1.8745	0.0103	1.4133	0.7168	1.6985
3069/M	3/1	504.6	18.3724	2.2079	0.0123	1.1292	0.6017	1.9328
3070/M	3/1	488.9	17.5116	1.9386	0.0137	1.1395	0.7363	1.5004
3071/M	3/1	455.9	17.1500	1.5542	0.0080	0.9040	0.6867	1.4222
3072/M	3/1	554.0	21.6760	1.8783	0.0113	1.5459	0.7462	1.6286
3073/M	3/1	438.6	15.0250	1.4674	0.0073	1.2294	0.8192	1.7783
3074/M	3/1	450.6	13.7738	1.8753	0.0100	0.8193	0.6877	1.6679
3075/M	3/1	595.6	19.1629	1.7551	0.0133	0.8804	0.6116	1.5154
3076/M	3/1	494.0	17.4122	1.7204	0.0124	0.9848	0.7959	1.7091
Mean:		515.2	18.5950	1.8295	0.0118	1.1647	0.7054	1.6662
Standard deviation:		50.9	2.5058	0.1736	0.0021	0.2906	0.0601	0.1231
Number of observ. :		(25)	(25)	(25)	(25)	(25)	(25)	(25)
4051/M[a]	4/1	510.5	20.9943	1.8492	0.0105	1.1976	0.7977	1.6725
4052/M	4/1	558.1	21.0164	1.8114	0.0112	1.0859	0.6571	1.8153
4053/M	4/1	610.9	23.0930	1.8660	0.0153	1.5896	0.7982	1.8203

[a]Testis and epididymal weights were collected post-fixation.

Summary statistics for absolute organ weights (g)
Study number: 004204

Animal No/sex	Group/ Subgroup	Terminal Body wt. (g)	Liver	Lungs	Pituitary gland	Prostate	Right Epididymis	Right Testis
4054/M	4/1	427.7	15.4189	1.5393	0.0099	0.9836	0.6220	1.7852
4055/M	4/1	426.7	18.0494	1.5540	0.0109	0.6529	0.5299	1.3435
4056/M	4/1	531.8	20.3129	2.0064	0.0117	1.8744	0.7625	1.5824
4057/M	4/1	503.0	21.1363	1.6741	0.0117	0.8472	0.7326	1.6224
4058/M	4/1	465.2	19.1352	1.5421	0.0130	1.0863	0.6086	1.6002
4059/M	4/1	510.3	18.6544	1.8812	0.0134	1.2320	0.7260	1.8817
4060/M	4/1	495.7	18.0651	1.9368	0.0143	1.3838	0.9182	1.9756
4061/M	4/1	498.8	17.1196	1.6242	0.0146	1.5051	0.7278	1.8370
4062/M	4/1	544.8	20.0822	1.8991	0.0175	1.3013	0.7308	1.8249
4063/M	4/1	521.1	19.8952	1.8202	0.0121	1.1257	0.5401	1.5677
4064/M	4/1	543.3	22.5308	1.9910	0.0114	1.2955	0.6771	1.7969
4065/M	4/1	478.7	17.5101	1.4622	0.0099	1.2337	0.5368	1.3996
4066/M	4/1	549.6	23.4175	1.9435	0.0130	0.9452	0.7051	1.5675
4067/M	4/1	478.4	18.4903	1.6637	0.0108	1.0767	0.6463	1.6880
4068/M	4/1	501.0	19.4098	1.6326	0.0117	1.1613	0.7952	1.8108
4069/M	4/1	517.7	18.5075	1.7799	0.0121	1.5331	0.6642	1.6153
4070/M	4/1	489.3	19.0231	1.7898	0.0109	1.1179	0.6896	1.6996
4071/M	4/1	445.2	15.8224	1.4731	0.0119	1.0269	0.7211	1.8253
4072/M	4/1	583.8	23.0035	2.5615	0.0153	1.6547	0.8427	1.7815
4073/M	4/1	432.7	15.5228	1.7999	0.0114	1.2973	0.8335	1.6595
4074/M	4/1	460.9	19.2158	1.7456	0.0101	1.4032	0.6965	1.5104
4075/M	4/1	459.2	18.5596	1.8038	0.0117	0.7566	0.7124	1.6630
4076/M	4/1	491.7	19.1859	1.8375	0.0116	0.9993	0.6696	1.5244
	M e a n:	501.4	19.3528	1.7880	0.0122	1.2064	0.7054	1.6873
Standard deviation:		46.8	2.2042	0.2220	0.0019	0.2814	0.0947	0.1521
Number of observ. :		(26)	(26)	(26)	(26)	(26)	(26)	(26)

Summary statistics for absolute organ weights (g)
Study number: 004204

Animal No/sex	Group/ Subgroup	Terminal Body wt. (g)	Seminal vesicles	Spleen	Testes
				Male	Animals
1051/M[a]	1/1	521.7	1.6553	0.8604	2.9221
1052/M[a]	1/1	596.5	1.1299	0.8632	3.1805
1053/M	1/1	591.3	1.2502	1.1115	3.6102
1054/M	1/1	528.4	1.1930	0.8956	3.1177
1055/M	1/1	377.3	1.2075	0.4832	3.3331
1056/M	1/1	491.8	1.2712	0.8466	2.9415
1057/M	1/1	570.9	2.3557	0.8281	3.3324
1058/M	1/1	539.0	2.0211	0.9066	2.8549
1059/M	1/1	553.8	2.6316	0.7814	3.2547
1060/M	1/1	517.0	1.8796	0.6143	3.7301
1061/M	1/1	477.8	1.0737	0.7939	3.3258
1062/M	1/1	539.6	2.4091	0.7679	3.2265
1063/M	1/1	581.9	2.6846	0.7063	3.9728
1064/M	1/1	526.2	1.5360	0.9201	3.2779
1065/M	1/1	447.7	1.0647	0.8043	2.7594
1066/M	1/1	501.5	2.1860	0.8371	3.6576
1067/M	1/1	586.7	1.1999	0.8297	3.2927
1068/M	1/1	578.7	2.0774	0.9631	3.0481
1069/M	1/1	538.0	3.1631	0.9106	3.6951
1070/M	1/1	599.2	2.3335	0.8730	3.3176
1071/M	1/1	507.3	1.3386	0.8635	3.0918
1072/M	1/1	494.3	2.6592	0.7466	2.8592
1073/M	1/1	528.0	1.7182	0.7309	3.2124
1074/M	1/1	547.0	1.6002	0.8907	3.1616
1075/M	1/1	557.1	2.3282	1.1491	3.1417
1076/M	1/1	513.6	2.1385	0.7025	3.2556
Mean:		531.2	1.8502	0.8339	3.2528
Standard deviation:		49.8	0.6057	0.1350	0.2922
Number of observ. :		(26)	(26)	(26)	(26)
2051/M[a]	2/1	552.3	0.9078	1.0278	3.2155
2052/M[a]	2/1	597.1	1.0259	0.9490	3.3325
2053/M	2/1	534.6	2.5971	0.9603	3.4365
2054/M	2/1	538.7	2.6968	0.8739	3.7352
2055/M	2/1	584.3	1.5113	0.8472	3.5255
2056/M	2/1	518.1	2.4083	0.7894	2.9649
2057/M	2/1	507.1	2.3650	0.7905	3.5763
2058/M	2/1	555.9	2.6150	0.9056	3.4655
2059/M	2/1	491.9	2.2422	0.7757	3.1922
2060/M	2/1	504.3	2.4343	0.7577	2.9959
2061/M	2/1	511.3	1.7318	0.7613	3.1102
2062/M	2/1	537.1	2.0285	0.7446	3.0702
2063/M	2/1	513.5	2.4919	0.7885	3.0832
2064/M	2/1	552.7	1.5417	1.0680	4.0487
2065/M	2/1	532.0	2.2150	1.0016	3.7211

[a]Testis and epididymal weights were collected post-fixation.

Animal No/sex	Group/ Subgroup	Terminal Body wt. (g)	Seminal vesicles	Spleen	Testes
2066/M	2/1	508.4	2.3713	0.7270	3.0353
2067/M	2/1	534.9	2.5194	0.7062	3.1991
2068/M	2/1	533.0	1.5562	0.8567	3.3842
2069/M	2/1	602.0	2.6671	0.9062	4.1701
2070/M	2/1	581.7	1.9809	1.0851	3.0517
2071/M	2/1	481.8	2.2414	0.7961	2.4156
2072/M	2/1	568.3	2.2019	0.7146	2.9755
2074/M	2/1	519.5	1.2535	0.7734	3.0956
2075/M	2/1	498.8	1.9304	0.8103	2.9741
2076/M	2/1	499.0	1.7712	0.6231	3.7723
M e a n:		534.3	2.0522	0.8416	3.3019
Standard deviation:		33.2	0.5170	0.1198	0.3887
Number of observ. :		(25)	(25)	(25)	(25)
3051/M	3/1	507.0	2.2971	0.7507	3.2100
3052/M	3/1	645.3	2.1461	0.9220	2.9731
3053/M	3/1	504.8	1.9455	0.6839	3.1696
3054/M	3/1	479.3	2.4329	0.6557	3.3601
3056/M	3/1	458.2	1.9745	0.6354	3.3052
3057/M	3/1	543.9	2.1135	0.8372	3.2220
3058/M	3/1	539.7	1.7238	0.9222	3.3247
3059/M	3/1	562.3	2.0162	0.6293	3.3393
3060/M	3/1	498.4	1.2467	0.7833	3.3890
3061/M	3/1	536.2	1.3191	0.8715	3.5775
3062/M	3/1	562.2	2.2153	0.8159	3.6752
3063/M	3/1	493.0	2.5013	0.6913	3.3480
3064/M	3/1	496.7	2.4427	0.8459	3.9004
3065/M	3/1	557.2	1.8017	1.0834	3.0366
3066/M	3/1	443.3	1.8023	0.7157	3.1421
3067/M	3/1	571.8	2.4847	0.9436	3.4755
3068/M	3/1	498.1	1.3754	0.7711	3.3990
3069/M	3/1	504.6	1.5711	0.7876	3.8194
3070/M	3/1	488.9	2.2416	0.8235	2.9662
3071/M	3/1	455.9	1.4573	0.6559	2.7887
3072/M	3/1	554.0	2.1654	0.8896	3.2929
3073/M	3/1	438.6	2.7746	0.4919	3.5919
3074/M	3/1	450.6	1.9414	1.4310	3.2672
3075/M	3/1	595.6	1.4451	0.8065	3.0444
3076/M	3/1	494.0	1.9924	0.8522	3.3328
M e a n:		515.2	1.9771	0.8119	3.3180
Standard deviation:		50.9	0.4123	0.1796	0.2626
Number of observ. :		(25)	(25)	(25)	(25)
4051/M[a]	4/1	510.5	1.9559	0.6556	3.2047
4052/M	4/1	558.1	2.7531	0.6888	3.6692
4053/M	4/1	610.9	2.0263	0.8916	3.6251

[a]Testis and epididymal weights were collected post-fixation.

Summary statistics for absolute organ weights (g)
Study number: 004204

Animal No/sex	Group/ Subgroup	Terminal Body wt. (g)	Seminal vesicles	Spleen	Testes
4054/M	4/1	427.7	1.2545	0.7051	3.4979
4055/M	4/1	426.7	1.5884	0.7163	2.6763
4056/M	4/1	531.8	2.9344	0.7418	3.1755
4057/M	4/1	503.0	2.6685	0.9371	3.2530
4058/M	4/1	465.2	1.6618	0.6287	3.2362
4059/M	4/1	510.3	2.0400	0.7561	3.7702
4060/M	4/1	495.7	2.1243	0.9977	3.9836
4061/M	4/1	498.8	2.4650	0.7228	3.6613
4062/M	4/1	544.8	2.8868	0.9229	3.5693
4063/M	4/1	521.1	1.4972	0.6870	3.1288
4064/M	4/1	543.3	1.5835	0.7214	3.5147
4065/M	4/1	478.7	1.5423	0.7152	2.7945
4066/M	4/1	549.6	2.1074	0.9245	3.1232
4067/M	4/1	478.4	1.2810	0.6533	3.3745
4068/M	4/1	501.0	2.7322	0.8538	3.5311
4069/M	4/1	517.7	2.2706	0.6523	3.2887
4070/M	4/1	489.3	2.2966	0.7312	3.4262
4071/M	4/1	445.2	2.0988	0.6487	3.6770
4072/M	4/1	583.8	2.0569	1.1214	3.5117
4073/M	4/1	432.7	2.1237	0.6623	3.4274
4074/M	4/1	460.9	2.1206	0.9170	3.4999
4075/M	4/1	459.2	1.9488	0.6344	3.3368
4076/M	4/1	491.7	2.1459	0.8417	3.1003
	M e a n:	501.4	2.0833	0.7742	3.3868
Standard deviation:		46.8	0.4689	0.1318	0.2911
Number of observ. :		(26)	(26)	(26)	(26)

Summary statistics for absolute organ weights (g)
Study number: 004204

Animal No/sex	Group/ Subgroup	Terminal Body wt. (g)	Adrenal Glands	Brain	Kidneys	Left Ovary	Liver	Lungs
				Female Animals				
1551/F	1/1	318.6	0.0892	1.8109	2.7523	0.0618	15.9146	1.4514
1552/F	1/1	331.1	0.0745	1.8505	2.8439	0.0443	16.7961	1.4479
1553/F	1/1	356.2	0.1020	1.9726	2.8534	0.0484	16.3562	1.7240
1554/F	1/1	314.5	0.0683	1.9764	2.7942	0.0542	15.8063	1.3904
1556/F	1/1	379.4	0.0969	2.1325	3.1445	0.0481	17.3331	1.5844
1557/F	1/1	343.0	0.0795	2.0497	2.9134	0.0477	15.7372	1.4062
1558/F	1/1	333.3	0.0869	2.0702	2.6337	0.0615	14.9489	1.6282
1559/F	1/1	351.0	0.0727	1.9883	2.8606	0.0603	18.2379	1.5069
1560/F	1/1	304.0	0.0660	1.9048	2.4704	0.0708	12.6211	1.4929
1561/F	1/1	384.9	0.0804	2.0470	3.2705	0.0733	16.2433	1.6183
1562/F	1/1	344.2	0.0642	2.0154	2.8369	0.0367	16.3888	1.5648
1563/F	1/1	295.2	0.0627	1.8274	2.6270	0.0441	14.6541	1.4110
1564/F	1/1	330.5	0.0825	1.9720	2.5722	0.0732	16.3704	1.5260
1565/F	1/1	337.7	0.0641	2.0762	2.9237	0.0471	15.8669	1.6504
1566/F	1/1	329.7	0.0819	2.0039	2.5331	0.0543	16.7108	1.4958
1567/F	1/1	302.8	0.0692	1.9894	2.4452	0.0486	14.0919	1.4118
1568/F	1/1	339.0	0.0992	2.0366	2.8402	0.0471	15.1028	1.4821
1569/F	1/1	307.5	0.0555	2.0966	2.3708	0.0494	12.2866	1.4262
1570/F	1/1	340.5	0.0724	2.1136	2.7138	0.0533	15.9857	1.7565
1571/F	1/1	362.8	0.0826	1.9303	3.2193	0.0675	17.8755	2.0120
1572/F	1/1	337.9	0.0726	1.9090	3.0667	0.0809	16.1479	1.5823
1573/F	1/1	362.8	0.0817	2.0943	2.8398	0.0721	17.4960	1.4373
1574/F	1/1	311.4	0.0758	1.8872	2.6739	0.0466	13.9182	1.5025
1575/F	1/1	274.0	0.0894	1.9625	2.6302	0.0397	13.5979	1.4296
1576/F	1/1	319.2	0.0730	2.0331	2.6795	0.0409	14.8839	1.4621
Mean:		332.4	0.0777	1.9900	2.7804	0.0549	15.6549	1.5360
Standard deviation:		26.1	0.0118	0.0892	0.2316	0.0122	1.5172	0.1407
Number of observ. :		(25)	(25)	(25)	(25)	(25)	(25)	(25)
2551/F	2/1	312.6	0.0803	1.8579	2.7581	0.0496	15.5144	1.5696
2552/F	2/1	338.7	0.0631	2.0267	2.6732	0.0616	14.5424	1.5473
2554/F	2/1	307.8	0.0831	1.9104	2.7381	0.0402	13.2114	1.3891
2555/F	2/1	294.9	0.0816	1.7554	2.6490	0.0541	13.8072	1.4856
2556/F	2/1	311.6	0.0835	1.9470	2.8599	0.0663	14.2863	1.5465
2557/F	2/1	271.7	0.0637	1.8725	2.3592	0.0511	11.7362	1.2903
2558/F	2/1	330.7	0.0659	1.9518	2.5826	0.0556	14.3959	1.3643
2560/F	2/1	300.7	0.0662	1.8876	2.5462	0.0642	14.4233	1.4589
2561/F	2/1	356.3	0.0853	2.0058	2.6857	0.0444	16.0116	1.5443
2562/F	2/1	277.5	0.0867	1.8257	2.4005	0.0368	13.2978	1.2676
2563/F	2/1	329.8	0.0706	1.9690	2.8533	0.0452	14.5941	1.5507
2564/F	2/1	322.0	0.0618	2.0486	2.5269	0.0612	13.0102	1.4501
2565/F	2/1	323.4	0.0748	1.9859	2.6180	0.0643	14.7304	1.5833
2566/F	2/1	307.8	0.0712	1.9093	2.5519	0.0650	14.1509	1.5610
2567/F	2/1	345.6	0.0816	2.0573	3.0901	0.0646	17.9970	1.7193
2568/F	2/1	322.8	0.0802	1.9261	2.7781	0.0763	16.2135	1.4198

Summary statistics for absolute organ weights (g)
Study number: 004204

Animal No/sex	Group/ Subgroup	Terminal Body wt. (g)	Adrenal Glands	Brain	Kidneys	Left Ovary	Liver	Lungs
2569/F	2/1	326.1	0.0770	2.0037	2.7240	0.0514	15.8229	1.5621
2570/F	2/1	349.5	0.0631	1.9203	2.7133	0.0534	16.2594	1.5865
2571/F	2/1	353.4	0.0920	2.1164	2.9189	0.0615	16.3278	1.7024
2572/F	2/1	326.2	0.0786	2.0553	2.9325	0.0563	15.0449	1.5122
2573/F	2/1	298.9	0.0880	1.8342	2.5650	0.0670	13.3383	1.5574
2574/F	2/1	296.3	0.0765	1.9657	2.5592	0.0556	14.7039	1.3513
2575/F	2/1	259.4	0.0834	1.7942	2.2546	0.0398	11.0765	1.2175
2576/F	2/1	366.2	0.0676	2.1045	2.8943	0.0459	18.9247	1.7282
M e a n:		317.9	0.0761	1.9471	2.6764	0.0555	14.7259	1.4986
Standard deviation:		27.1	0.0090	0.0959	0.1957	0.0101	1.7708	0.1354
Number of observ. :		(24)	(24)	(24)	(24)	(24)	(24)	(24)
3551/F	3/1	291.4	0.0792	2.0011	2.6552	0.0591	13.2225	1.4635
3552/F	3/1	295.8	0.0838	1.9781	2.6717	0.0547	13.5315	1.3101
3553/F	3/1	301.4	0.0564	1.9006	2.7858	0.0618	14.8780	1.4475
3554/F	3/1	302.6	0.0814	1.9748	2.4445	0.0509	14.9828	1.3454
3555/F	3/1	329.7	0.0626	1.9758	2.7421	0.0558	15.5072	1.4120
3556/F	3/1	301.7	0.0679	1.8211	2.4722	0.0606	11.7334	1.3318
3557/F	3/1	292.6	0.0789	1.8509	2.4147	0.0504	12.5965	1.3795
3558/F	3/1	320.7	0.0760	1.8959	2.8131	0.0555	15.1096	1.4054
3559/F	3/1	295.4	0.0752	2.0246	2.4176	0.0595	13.0617	1.3343
3560/F	3/1	348.5	0.0669	2.0884	3.7151	0.0617	17.4874	1.5071
3561/F	3/1	310.3	0.0755	1.8990	2.5918	0.0530	12.6404	1.4352
3562/F	3/1	305.0	0.0777	2.0268	2.6038	0.0619	16.4993	1.4213
3563/F	3/1	296.4	0.0674	1.8352	2.3117	0.0434	14.3244	1.4084
3564/F	3/1	353.9	0.0927	2.0091	3.1299	0.0593	16.9296	1.7553
3565/F	3/1	319.8	0.0836	1.9672	2.5946	0.0646	14.1028	1.4559
3566/F	3/1	345.3	0.0972	2.0313	2.9992	0.0585	19.9461	1.6697
3567/F	3/1	352.3	0.0779	2.0851	2.9115	0.0831	15.2631	1.5371
3568/F	3/1	284.6	0.0656	1.8930	2.5100	0.0515	12.5222	1.2762
3569/F	3/1	266.3	0.0788	2.0856	2.2498	0.0461	11.8252	1.4488
3570/F	3/1	357.3	0.0789	1.9881	2.8499	0.0717	16.9327	1.6004
3571/F	3/1	315.9	0.1068	1.9321	2.6421	0.0600	16.5682	1.4602
3572/F	3/1	329.8	0.0692	1.9299	2.8390	0.0405	15.7997	1.4949
3573/F	3/1	346.4	0.0702	1.9483	2.7132	0.0425	16.2295	1.6661
3574/F	3/1	316.2	0.0858	1.9161	2.4513	0.0669	14.6718	1.5088
3575/F	3/1	330.1	0.0879	2.0204	2.7996	0.0536	14.2603	1.5174
3576/F	3/1	321.7	0.0768	1.8068	2.5550	0.0520	14.9242	1.3792
M e a n:		316.6	0.0777	1.9571	2.6879	0.0569	14.8289	1.4604
Standard deviation:		24.1	0.0110	0.0802	0.2972	0.0092	1.9369	0.1155
Number of observ. :		(26)	(26)	(26)	(26)	(26)	(26)	(26)
4551/F	4/1	254.4	0.0975	1.8460	2.5029	0.0658	11.6283	1.2680
4554/F	4/1	336.4	0.0909	2.0502	3.2072	0.0766	16.6178	1.8028
4555/F	4/1	331.9	0.0766	1.8554	2.8066	0.0572	16.4411	1.3960
4556/F	4/1	289.2	0.1039	1.9318	2.9473	0.0766	14.5133	1.3711

Summary statistics for absolute organ weights (g)
Study number: 004204

Appendix X - Terminal Sacrifice

Animal No/sex	Group/ Subgroup	Terminal Body wt. (g)	Adrenal Glands	Brain	Kidneys	Left Ovary	Liver	Lungs
4557/F	4/1	311.8	0.0853	1.9890	2.8043	0.0665	13.6088	1.3805
4558/F	4/1	323.5	0.0884	1.9885	3.1624	0.0654	15.0480	1.4660
4559/F	4/1	286.2	0.0752	1.7543	2.3195	0.0522	14.4728	1.3363
4560/F	4/1	315.0	0.0795	2.0766	2.9881	0.0332	15.0514	1.3290
4561/F	4/1	303.5	0.0705	1.8660	2.8025	0.0553	14.3028	1.2583
4563/F	4/1	303.1	0.0727	2.0207	2.8856	0.0500	14.0602	1.4865
4564/F	4/1	332.6	0.0714	1.8615	2.9192	0.0478	15.7617	1.6947
4565/F	4/1	376.0	0.0854	2.0691	3.2579	0.0392	18.9746	1.6961
4566/F	4/1	317.0	0.0771	2.1378	2.8490	0.0627	15.4409	1.5315
4567/F	4/1	331.9	0.0739	1.9575	2.9574	0.0528	16.1037	1.4388
4568/F	4/1	314.0	0.0655	1.9296	2.8708	0.0805	14.9170	1.4448
4569/F	4/1	283.0	0.0787	1.8931	2.4917	0.0558	13.8988	1.3434
4570/F	4/1	314.4	0.0878	1.9338	2.8260	0.0747	13.4874	1.5625
4571/F	4/1	295.0	0.0648	1.7816	2.6724	0.0424	14.6181	1.4794
4572/F	4/1	377.3	0.0797	1.9263	2.4903	0.0529	13.8718	1.3110
4573/F	4/1	345.6	0.1021	2.0064	2.9837	0.0558	17.3476	1.5697
4574/F	4/1	305.8	0.0840	1.9506	2.9462	0.0588	13.5937	1.3400
4575/F	4/1	281.5	0.0481	1.7984	2.4508	0.0418	13.1419	1.3247
4576/F	4/1	313.8	0.0777	1.9351	2.7632	0.0762	15.6359	1.4579
	M e a n:	314.9	0.0799	1.9374	2.8220	0.0583	14.8929	1.4473
Standard deviation:		28.6	0.0125	0.0983	0.2442	0.0131	1.5621	0.1432
Number of observ. :		(23)	(23)	(23)	(23)	(23)	(23)	(23)

Summary statistics for absolute organ weights (g)
Study number: 004204

Animal No/sex	Group/ Subgroup	Terminal Body wt. (g)	Ovaries	Pituitary gland	Right Ovary	Spleen	Uterus
				Female Animals			
1551/F	1/1	318.6	0.1016	0.0124	0.0407	0.6055	0.5797
1552/F	1/1	331.1	0.0973	0.0119	0.0544	0.5274	0.5323
1553/F	1/1	356.2	0.1110	0.0178	0.0577	0.6786	0.5821
1554/F	1/1	314.5	0.1163	0.0158	0.0639	0.5366	0.7126
1556/F	1/1	379.4	0.0976	0.0162	0.0553	0.6863	1.5043
1557/F	1/1	343.0	0.1027	0.0126	0.0560	0.5410	0.7430
1558/F	1/1	333.3	0.1092	0.0154	0.0521	0.6553	0.5762
1559/F	1/1	351.0	0.1238	0.0159	0.0631	0.6900	0.5073
1560/F	1/1	304.0	0.1424	0.0131	0.0723	0.5737	0.7124
1561/F	1/1	384.9	0.1350	0.0133	0.0651	0.7136	0.6448
1562/F	1/1	344.2	0.1144	0.0142	0.0600	0.6065	0.4146
1563/F	1/1	295.2	0.0927	0.0139	0.0506	0.5750	0.4735
1564/F	1/1	330.5	0.1320	0.0107	0.0617	0.7083	0.6553
1565/F	1/1	337.7	0.1060	0.0174	0.0592	0.5165	0.5015
1566/F	1/1	329.7	0.1082	0.0219	0.0534	0.6039	1.0214
1567/F	1/1	302.8	0.0981	0.0138	0.0514	0.5928	0.9172
1568/F	1/1	339.0	0.1058	0.0132	0.0579	0.7640	0.5099
1569/F	1/1	307.5	0.0982	0.0162	0.0481	0.6062	0.8553
1570/F	1/1	340.5	0.1065	0.0172	0.0532	0.5887	0.7127
1571/F	1/1	362.8	0.1391	0.0156	0.0722	0.8304	0.8251
1572/F	1/1	337.9	0.1739	0.0068	0.0930	0.7096	0.4984
1573/F	1/1	362.8	0.1130	0.0186	0.0420	0.6600	0.4332
1574/F	1/1	311.4	0.1099	0.0150	0.0640	0.6203	0.5620
1575/F	1/1	274.0	0.0875	0.0156	0.0482	0.6245	0.9927
1576/F	1/1	319.2	0.1037	0.0092	0.0605	0.5587	0.6743
Mean:		332.4	0.1130	0.0145	0.0582	0.6309	0.6857
Standard deviation:		26.1	0.0191	0.0031	0.0107	0.0778	0.2393
Number of observ. :		(25)	(25)	(25)	(25)	(25)	(25)
2551/F	2/1	312.6	0.1066	0.0162	0.0565	0.6426	0.4844
2552/F	2/1	338.7	0.1216	0.0164	0.0663	0.6617	0.5426
2554/F	2/1	307.8	0.0879	0.0117	0.0477	0.4375	0.9019
2555/F	2/1	294.9	0.1004	0.0152	0.0480	0.5426	0.9318
2556/F	2/1	311.6	0.1295	0.0165	0.0641	0.5276	0.7150
2557/F	2/1	271.7	0.0994	0.0123	0.0511	0.5072	0.5136
2558/F	2/1	330.7	0.1073	0.0168	0.0542	0.6533	1.0338
2560/F	2/1	300.7	0.1396	0.0144	0.0752	0.5265	0.5002
2561/F	2/1	356.3	0.1016	0.0119	0.0579	0.6629	0.4542
2562/F	2/1	277.5	0.0734	0.0142	0.0379	0.5673	0.4074
2563/F	2/1	329.8	0.0983	0.0119	0.0533	0.6017	0.5413
2564/F	2/1	322.0	0.1153	0.0167	0.0545	0.5047	1.1437
2565/F	2/1	323.4	0.1341	0.0143	0.0704	0.6091	0.5524
2566/F	2/1	307.8	0.1235	0.0140	0.0603	0.5385	0.7177
2567/F	2/1	345.6	0.1219	0.0181	0.0567	0.6792	0.5418
2568/F	2/1	322.8	0.1291	0.0131	0.0531	0.5972	0.4092

Summary statistics for absolute organ weights (g)
Study number: 004204

Animal No/sex	Group/ Subgroup	Terminal Body wt. (g)	Pituitary gland Ovaries		Right Ovary	Spleen	Uterus
2569/F	2/1	326.1	0.1128	0.0140	0.0645	0.5750	0.5610
2570/F	2/1	349.5	0.1090	0.0167	0.0566	0.6205	0.5717
2571/F	2/1	353.4	0.1195	0.0184	0.0601	0.7331	0.5888
2572/F	2/1	326.2	0.1136	0.0163	0.0580	0.5988	1.2148
2573/F	2/1	298.9	0.1402	0.0130	0.0736	0.6796	0.7877
2574/F	2/1	296.3	0.0830	0.0130	0.0562	0.5724	0.6934
2575/F	2/1	259.4	0.0851	0.0125	0.0450	0.4451	0.4642
2576/F	2/1	366.2	0.0958	0.0147	0.0484	0.6430	0.4868
M e a n:		317.9	0.1104	0.0147	0.0571	0.5886	0.6566
Standard deviation:		27.1	0.0181	0.0020	0.0089	0.0753	0.2311
Number of observ. :		(24)	(24)	(24)	(24)	(24)	(24)
3551/F	3/1	291.4	0.1127	0.0162	0.0536	0.6536	0.5290
3552/F	3/1	295.8	0.1145	0.0152	0.0596	0.6264	0.7572
3553/F	3/1	301.4	0.1099	0.0159	0.0498	0.7446	1.1046
3554/F	3/1	302.6	0.0996	0.0150	0.0506	0.6071	0.5009
3555/F	3/1	329.7	0.1015	0.0196	0.0466	0.5172	0.5496
3556/F	3/1	301.7	0.1232	0.0138	0.0636	0.5986	0.8261
3557/F	3/1	292.6	0.0939	0.0133	0.0462	0.5442	0.4736
3558/F	3/1	320.7	0.1187	0.0166	0.0621	0.5557	0.7122
3559/F	3/1	295.4	0.1278	0.0142	0.0702	0.5562	0.5649
3560/F	3/1	348.5	0.1205	0.0157	0.0616	0.6805	0.7559
3561/F	3/1	310.3	0.1218	0.0159	0.0695	0.5686	0.6847
3562/F	3/1	305.0	0.1212	0.0124	0.0642	0.6470	0.7822
3563/F	3/1	296.4	0.0890	0.0103	0.0466	0.4921	0.5811
3564/F	3/1	353.9	0.1314	0.0165	0.0746	0.7340	0.5727
3565/F	3/1	319.8	0.1263	0.0128	0.0621	0.5635	0.5998
3566/F	3/1	345.3	0.1089	0.0135	0.0496	0.6389	0.8851
3567/F	3/1	352.3	0.1339	0.0129	0.0521	0.6663	0.5167
3568/F	3/1	284.6	0.0987	0.0148	0.0493	0.4856	0.9017
3569/F	3/1	266.3	0.0947	0.0132	0.0488	0.7095	0.7431
3570/F	3/1	357.3	0.1354	0.0158	0.0637	0.7286	0.5070
3571/F	3/1	315.9	0.1254	0.0190	0.0668	0.6328	0.5578
3572/F	3/1	329.8	0.0846	0.0127	0.0362	0.5910	0.8917
3573/F	3/1	346.4	0.1114	0.0180	0.0693	0.5074	0.6051
3574/F	3/1	316.2	0.1410	0.0164	0.0744	0.6161	0.6439
3575/F	3/1	330.1	0.1116	0.0189	0.0588	0.6707	1.0794
3576/F	3/1	321.7	0.1320	0.0132	0.0820	0.6080	0.6064
M e a n:		316.6	0.1150	0.0151	0.0589	0.6132	0.6897
Standard deviation:		24.1	0.0153	0.0023	0.0110	0.0740	0.1745
Number of observ. :		(26)	(26)	(26)	(26)	(26)	(26)
4551/F	4/1	254.4	0.1398	0.0108	0.0735	0.5018	1.0381
4554/F	4/1	336.4	0.1443	0.0149	0.0627	0.8191	0.6076
4555/F	4/1	331.9	0.1045	0.0145	0.0478	0.4622	0.6620
4556/F	4/1	289.2	0.1389	0.0122	0.0656	0.4870	0.9520

Summary statistics for absolute organ weights (g)
Study number: 004204

Animal No/sex	Group/ Subgroup	Terminal Body wt. (g)	Pituitary gland Ovaries	Right Ovary	Spleen	Uterus
4557/F	4/1	311.8	0.1283	0.0156	0.0624	0.6424	0.5180
4558/F	4/1	323.5	0.1195	0.0171	0.0545	0.6075	1.2249
4559/F	4/1	286.2	0.1036	0.0138	0.0492	0.5279	0.4217
4560/F	4/1	315.0	0.0816	0.0153	0.0496	0.5046	0.5777
4561/F	4/1	303.5	0.1161	0.0153	0.0652	0.5522	0.6976
4563/F	4/1	303.1	0.1192	0.0189	0.0686	0.6015	0.7599
4564/F	4/1	332.6	0.1201	0.0152	0.0728	0.4916	0.4733
4565/F	4/1	376.0	0.1054	0.0153	0.0677	0.6541	0.5993
4566/F	4/1	317.0	0.1196	0.0168	0.0603	0.6150	0.5844
4567/F	4/1	331.9	0.1119	0.0147	0.0629	0.5824	0.5224
4568/F	4/1	314.0	0.1469	0.0127	0.0653	0.6282	0.4288
4569/F	4/1	283.0	0.1375	0.0134	0.0813	0.4987	1.0107
4570/F	4/1	314.4	0.1476	0.0166	0.0735	0.5718	0.7697
4571/F	4/1	295.0	0.1205	0.0127	0.0783	0.5304	0.6800
4572/F	4/1	377.3	0.1035	0.0130	0.0510	0.5653	0.7341
4573/F	4/1	345.6	0.1214	0.0162	0.0656	0.7923	0.6758
4574/F	4/1	305.8	0.0944	0.0142	0.0359	0.5682	0.4244
4575/F	4/1	281.5	0.0873	0.0122	0.0465	0.5156	0.5105
4576/F	4/1	313.8	0.1478	0.0157	0.0718	0.5316	0.7745
M e a n:		314.9	0.1200	0.0147	0.0623	0.5761	0.6803
Standard deviation:		28.6	0.0194	0.0019	0.0114	0.0899	0.2115
Number of observ. :		(23)	(23)	(23)	(23)	(23)	(23)

Animal No/sex	Group/ Subgroup	Terminal Body wt. (g)	Adrenal Glands	Brain	Epididymides	Kidneys	Left Epididymis	Left Testis
				Male	Animals			
1051/M[a]	1/1	521.7	0.0112	0.3971	0.2589	0.9067	0.1271	0.2759
1052/M[a]	1/1	596.5	0.0093	0.4016	0.2103	0.6762	0.1063	0.2660
1053/M	1/1	591.3	0.0103	0.3895	0.2179	0.6917	0.1076	0.3116
1054/M	1/1	528.4	0.0115	0.4181	0.2135	0.7688	0.1106	0.2888
1055/M	1/1	377.3	0.0089	0.5214	0.2869	0.6643	0.1413	0.4424
1056/M	1/1	491.8	0.0113	0.4663	0.2352	0.8376	0.1186	0.2962
1057/M	1/1	570.9	0.0123	0.3656	0.2381	0.7556	0.1122	0.2972
1058/M	1/1	539.0	0.0125	0.2584	0.2280	0.7227	0.1145	0.2593
1059/M	1/1	553.8	0.0119	0.3947	0.2679	0.7878	0.1358	0.2927
1060/M	1/1	517.0	0.0123	0.4427	0.2867	0.6784	0.1399	0.3513
1061/M	1/1	477.8	0.0106	0.4634	0.2578	0.7425	0.1278	0.3516
1062/M	1/1	539.6	0.0103	0.4164	0.2741	0.8081	0.1349	0.2983
1063/M	1/1	581.9	0.0118	0.3612	0.2718	0.8078	0.1354	0.3216
1064/M	1/1	526.2	0.0165	0.4371	0.3115	0.7304	0.1568	0.3176
1065/M	1/1	447.7	0.0139	0.4230	0.3495	0.8220	0.2066	0.3052
1066/M	1/1	501.5	0.0096	0.3917	0.2739	0.7691	0.1392	0.3582
1067/M	1/1	586.7	0.0095	0.3537	0.2185	0.5948	0.1106	0.2764
1068/M	1/1	578.7	0.0118	0.4121	0.2373	0.6875	0.1189	0.2626
1069/M	1/1	538.0	0.0140	0.3926	0.2698	0.8884	0.1323	0.3389
1070/M	1/1	599.2	0.0103	0.3677	0.2269	0.7927	0.1104	0.2766
1071/M	1/1	507.3	0.0095	0.4308	0.2375	0.7411	0.1175	0.3126
1072/M	1/1	494.3	0.0134	0.4180	0.2725	0.8116	0.1441	0.3025
1073/M	1/1	528.0	0.0105	0.3938	0.2226	0.6653	0.1125	0.3032
1074/M	1/1	547.0	0.0129	0.2683	0.2389	0.6531	0.1173	0.2910
1075/M	1/1	557.1	0.0068	0.3753	0.2743	0.7521	0.1364	0.2830
1076/M	1/1	513.6	0.0085	0.4044	0.2585	0.7110	0.1264	0.3132
Mean:		531.2	0.0112	0.3987	0.2553	0.7487	0.1285	0.3075
Standard deviation:		49.8	0.0020	0.0541	0.0327	0.0747	0.0208	0.0384
Number of observ. :		(26)	(26)	(26)	(26)	(26)	(26)	(26)
2051/M[a]	2/1	552.3	0.0100	0.4210	0.2368	0.7724	0.1189	0.2961
2052/M[a]	2/1	597.1	0.0091	0.3648	0.2152	0.7566	0.1100	0.2695
2053/M	2/1	534.6	0.0139	0.4071	0.3159	0.7954	0.1576	0.3155
2054/M	2/1	538.7	0.0135	0.4115	0.2885	0.8045	0.1411	0.3428
2055/M	2/1	584.3	0.0105	0.3814	0.2750	0.7725	0.1440	0.3104
2056/M	2/1	518.1	0.0105	0.3990	0.2439	0.7681	0.1155	0.2843
2057/M	2/1	507.1	0.0106	0.4045	0.3154	0.7843	0.1601	0.3557
2058/M	2/1	555.9	0.0112	0.3713	0.2816	0.7663	0.1402	0.3093
2059/M	2/1	491.9	0.0106	0.4116	0.2938	0.7091	0.1514	0.3251
2060/M	2/1	504.3	0.0119	0.4476	0.2890	0.8287	0.1370	0.2904
2061/M	2/1	511.3	0.0149	0.4036	0.2910	0.7130	0.1325	0.3093
2062/M	2/1	537.1	0.0143	0.3863	0.2634	0.7637	0.1269	0.2819
2063/M	2/1	513.5	0.0111	0.4395	0.2784	0.8271	0.1371	0.3017
2064/M	2/1	552.7	0.0156	0.3734	0.3004	0.7142	0.1456	0.3606
2065/M	2/1	532.0	0.0126	0.3873	0.3072	0.7828	0.1565	0.3520

[a]Testis and epididymal weights were collected post-fixation.

Animal No/sex	Group/ Subgroup	Terminal Body wt. (g)	Adrenal Glands	Brain	Epididymides	Kidneys	Left Epididymis	Left Testis
2066/M	2/1	508.4	0.0120	0.4119	0.2742	0.8166	0.1338	0.2995
2067/M	2/1	534.9	0.0095	0.4193	0.2768	0.7858	0.1350	0.2950
2068/M	2/1	533.0	0.0106	0.4058	0.2477	0.7953	0.1255	0.3275
2069/M	2/1	602.0	0.0127	0.3547	0.2710	0.7958	0.1330	0.3435
2070/M	2/1	581.7	0.0104	0.3707	0.2629	0.7968	0.1323	0.2639
2071/M	2/1	481.8	0.0120	0.4325	0.2302	0.9538	0.1533	0.3616
2072/M	2/1	568.3	0.0120	0.3586	0.2301	0.7105	0.1083	0.2654
2074/M	2/1	519.5	0.0103	0.4543	0.2234	0.8108	0.1097	0.2987
2075/M	2/1	498.8	0.0119	0.4401	0.2954	0.8079	0.1429	0.3087
2076/M	2/1	499.0	0.0134	0.4239	0.3105	0.8087	0.1540	0.3764
	M e a n:	534.3	0.0118	0.4033	0.2727	0.7856	0.1361	0.3138
Standard deviation:		33.2	0.0017	0.0283	0.0298	0.0498	0.0154	0.0318
Number of observ. :		(25)	(25)	(25)	(25)	(25)	(25)	(25)
3051/M	3/1	507.0	0.0135	0.4321	0.2546	0.9288	0.1326	0.3117
3052/M	3/1	645.3	0.0102	0.3558	0.2034	0.8107	0.0984	0.2259
3053/M	3/1	504.8	0.0104	0.4314	0.2732	0.8725	0.1394	0.3127
3054/M	3/1	479.3	0.0120	0.4395	0.2910	0.7754	0.1480	0.3523
3056/M	3/1	458.2	0.0141	0.4778	0.3216	0.9603	0.1607	0.3617
3057/M	3/1	543.9	0.0102	0.4051	0.2708	0.8107	0.1282	0.2903
3058/M	3/1	539.7	0.0132	0.3880	0.2456	0.7760	0.1260	0.3142
3059/M	3/1	562.3	0.0085	0.4055	0.2415	0.8328	0.1185	0.2856
3060/M	3/1	498.4	0.0110	0.4410	0.2522	0.8328	0.1256	0.3359
3061/M	3/1	536.2	0.0125	0.3807	0.2536	0.7461	0.1263	0.3423
3062/M	3/1	562.2	0.0120	0.4020	0.2746	0.9219	0.1356	0.3251
3063/M	3/1	493.0	0.0069E	0.4140	0.2940	0.8736	0.1423	0.3349
3064/M	3/1	496.7	0.0137	0.4219	0.2978	0.8450	0.1520	0.4008
3065/M	3/1	557.2	0.0104	0.3858	0.2333	0.6659	0.1205	0.2748
3066/M	3/1	443.3	0.0194	0.4797	0.3284	0.9829	0.1525	0.3437
3067/M	3/1	571.8	0.0137	0.3794	0.2577	0.7904	0.1273	0.3091
3068/M	3/1	498.1	0.0131	0.4621	0.2862	0.9263	0.1413	0.3402
3069/M	3/1	504.6	0.0125	0.4100	0.2526	0.8150	0.1323	0.3733
3070/M	3/1	488.9	0.0135	0.4134	0.3220	0.8732	0.1722	0.3119
3071/M	3/1	455.9	0.0114	0.4419	0.2948	0.9072	0.1449	0.2994
3072/M	3/1	554.0	0.0116	0.3862	0.2647	0.9033	0.1299	0.3023
3073/M	3/1	438.6	0.0140	0.4904	0.3826	0.8806	0.1949	0.4114
3074/M	3/1	450.6	0.0137	0.4473	0.2812	0.8381	0.1315	0.3545
3075/M	3/1	595.6	0.0095	0.3471	0.1999	0.7301	0.0967	0.2563
3076/M	3/1	494.0	0.0131	0.4070	0.3098	0.9188	0.1482	0.3283
	M e a n:	515.2	0.0124	0.4178	0.2755	0.8487	0.1370	0.3239
Standard deviation:		50.9	0.0022	0.0370	0.0401	0.0761	0.0208	0.0415
Number of observ. :		(25)	(24)	(25)	(25)	(25)	(25)	(25)
4051/M	4/1	510.5	0.0121	0.4028	0.2691	0.9232	0.1278	0.3146
4052/M	4/1	558.1	0.0123	0.3669	0.2471	0.7641	0.1294	0.3322
4053/M	4/1	610.9	0.0129	0.3698	0.2463	0.8586	0.1156	0.2954

[a]Testis and epididymal weights were collected post-fixation.

Summary Statistics for % Organ to Body Weight
Study number: 004204

Appendix X - Terminal Sacrifice

Animal No/sex	Group/ Subgroup	Terminal Body wt. (g)	Adrenal Glands	Brain	Epididymides	Kidneys	Left Epididymis	Left Testis
4054/M	4/1	427.7	0.0117	0.4823	0.2848	0.7924	0.1394	0.4004
4055/M	4/1	426.7	0.0108	0.4612	0.2698	0.8268	0.1456	0.3124
4056/M	4/1	531.8	0.0135	0.4133	0.2754	0.9804	0.1320	0.2996
4057/M	4/1	503.0	0.0128	0.3983	0.2843	0.9084	0.1387	0.3242
4058/M	4/1	465.2	0.0123	0.4745	0.2585	0.8963	0.1277	0.3517
4059/M	4/1	510.3	0.0122	0.4235	0.2863	0.8624	0.1440	0.3701
4060/M	4/1	495.7	0.0171	0.4138	0.3649	0.9269	0.1796	0.4051
4061/M	4/1	498.8	0.0133	0.4372	0.2894	0.8085	0.1434	0.3657
4062/M	4/1	544.8	0.0118	0.3920	0.2734	0.9175	0.1393	0.3202
4063/M	4/1	521.1	0.0088	0.4012	0.2047	0.8723	0.1011	0.2996
4064/M	4/1	543.3	0.0103	0.4040	0.2497	1.3809	0.1247	0.3157
4065/M	4/1	478.7	0.0094	0.4095	0.2286	0.8775	0.1153	0.2905
4066/M	4/1	549.6	0.0110	0.3910	0.2508	0.7684	0.1218	0.2823
4067/M	4/1	478.4	0.0113	0.4771	0.2722	0.9713	0.1366	0.3518
4068/M	4/1	501.0	0.0107	0.3847	0.3043	1.0256	0.1496	0.3459
4069/M	4/1	517.7	0.0094	0.4106	0.2503	0.9105	0.1230	0.3230
4070/M	4/1	489.3	0.0158	0.4228	0.2776	0.9044	0.1379	0.3533
4071/M	4/1	445.2	0.0136	0.4699	0.3288	0.8046	0.1662	0.4151
4072/M	4/1	583.8	0.0172	0.3665	0.2924	0.8155	0.1467	0.2954
4073/M	4/1	432.7	0.0153	0.5097	0.3780	1.0663	0.1875	0.4095
4074/M	4/1	460.9	0.0150	0.4442	0.3058	1.0896	0.1563	0.4317
4075/M	4/1	459.2	0.0150	0.4441	0.3234	0.9313	0.1672	0.3640
4076/M	4/1	491.7	0.0115	0.4196	0.2816	0.8779	0.1451	0.3194
M e a n:		501.4	0.0126	0.4227	0.2807	0.9139	0.1401	0.3419
Standard deviation:		46.8	0.0023	0.0381	0.0383	0.1268	0.0198	0.0428
Number of observ. :		(26)	(26)	(26)	(26)	(26)	(26)	(26)

Summary Statistics for % Organ to Body Weight
Study number: 004204

Animal No/sex	Group/ Subgroup	Terminal Body wt. (g)	Liver	Lungs	Pituitary gland	Prostate	Right Epididymis	Right Testis
				Male Animals				
1051/M[a]	1/1	521.7	3.7352	0.3705	0.0027	0.2346	0.1494	0.3037
1052/M[a]	1/1	596.5	3.4546	0.3044	0.0019	0.2145	0.1172	0.2832
1053/M	1/1	591.3	3.1696	0.2919	0.0021	0.1783	0.1103	0.2990
1054/M	1/1	528.4	3.4195	0.3388	0.0030	0.1908	0.1028	0.3012
1055/M	1/1	377.3	3.0655	0.3414	0.0025	0.2162	0.1455	0.4410
1056/M	1/1	491.8	3.4449	0.3449	0.0031	0.2094	0.1166	0.3019
1057/M	1/1	570.9	3.3803	0.3634	0.0016	0.1819	0.1259	0.2865
1058/M	1/1	539.0	3.6211	0.3042	0.0029	0.2266	0.1135	0.2703
1059/M	1/1	553.8	3.4073	0.3780	0.0025	0.2253	0.1321	0.2950
1060/M	1/1	517.0	2.8139	0.3132	0.0026	0.1621	0.1468	0.3702
1061/M	1/1	477.8	2.8436	0.3378	0.0029	0.1514	0.1299	0.3444
1062/M	1/1	539.6	3.3054	0.3508	0.0020	0.2632	0.1392	0.2996
1063/M	1/1	581.9	3.3892	0.3585	0.0025	0.1719	0.1364	0.3611
1064/M	1/1	526.2	3.1168	0.3593	0.0026	0.3307	0.1606	0.3112
1065/M	1/1	447.7	3.5520	0.3661	0.0026	0.2130	0.1422	0.3105
1066/M	1/1	501.5	3.3655	0.3396	0.0021	0.1562	0.1340	0.3704
1067/M	1/1	586.7	3.2498	0.3204	0.0020	0.1969	0.1072	0.2843
1068/M	1/1	578.7	2.9859	0.3208	0.0025	0.1876	0.1176	0.2629
1069/M	1/1	538.0	3.9712	0.3216	0.0026	0.2934	0.1365	0.3477
1070/M	1/1	599.2	3.6882	0.3266	0.0024	0.2069	0.1160	0.2767
1071/M	1/1	507.3	3.5225	0.3371	0.0025	0.2430	0.1195	0.2961
1072/M	1/1	494.3	3.1083	0.3762	0.0027	0.2382	0.1279	0.2754
1073/M	1/1	528.0	3.3438	0.3120	0.0025	0.1680	0.1098	0.3050
1074/M	1/1	547.0	3.1119	0.3207	0.0022	0.2242	0.1221	0.2875
1075/M	1/1	557.1	3.4798	0.3172	0.0020	0.1456	0.1398	0.2810
1076/M	1/1	513.6	3.3788	0.3686	0.0023	0.1974	0.1310	0.3205
Mean:		531.2	3.3433	0.3378	0.0024	0.2087	0.1281	0.3110
Standard deviation:		49.8	0.2692	0.0245	0.0004	0.0432	0.0147	0.0400
Number of observ. :		(26)	(26)	(26)	(26)	(26)	(26)	(26)
2051/M[a]	2/1	552.3	3.2448	0.2987	0.0026	0.1672	0.1285	0.3041
2052/M[a]	2/1	597.1	3.7306	0.3097	0.0023	0.1780	0.1130	0.2951
2053/M	2/1	534.6	3.4090	0.3785	0.0021	0.2573	0.1584	0.3273
2054/M	2/1	538.7	3.7354	0.3650	0.0026	0.3230	0.1474	0.3506
2055/M	2/1	584.3	3.3334	0.3343	0.0024	0.1815	0.1310	0.2930
2056/M	2/1	518.1	3.3058	0.3407	0.0024	0.1746	0.1284	0.2879
2057/M	2/1	507.1	3.2778	0.3469	0.0022	0.2052	0.1553	0.3495
2058/M	2/1	555.9	3.5361	0.3392	0.0019	0.1317	0.1413	0.3141
2059/M	2/1	491.9	3.3231	0.3623	0.0022	0.2233	0.1424	0.3238
2060/M	2/1	504.3	2.9940	0.3401	0.0026	0.2387	0.1521	0.3036
2061/M	2/1	511.3	3.0907	0.3576	0.0016	0.3094	0.1585	0.2990
2062/M	2/1	537.1	2.9490	0.3271	0.0017	0.2860	0.1365	0.2897
2063/M	2/1	513.5	3.1878	0.3495	0.0024	0.1921	0.1413	0.2988
2064/M	2/1	552.7	3.3593	0.3539	0.0025	0.2870	0.1539	0.3709
2065/M	2/1	532.0	3.6062	0.3305	0.0022	0.2470	0.1480	0.3459

[a]Testis and epididymal weights were collected post-fixation.

Summary Statistics for % Organ to Body Weight
Study number: 004204

Animal No/sex	Group/ Subgroup	Terminal Body wt. (g)	Liver	Lungs	Pituitary gland	Prostate	Right Epididymis	Right Testis
2066/M	2/1	508.4	3.3123	0.3613	0.0023	0.3216	0.1398	0.2970
2067/M	2/1	534.9	3.2712	0.3148	0.0021	0.1867	0.1411	0.3022
2068/M	2/1	533.0	3.7235	0.3417	0.0023	0.2792	0.1208	0.3072
2069/M	2/1	602.0	3.2531	0.4101	0.0023	0.2854	0.1373	0.3487
2070/M	2/1	581.7	3.4204	0.3222	0.0023	0.1813	0.1299	0.2607
2071/M	2/1	481.8	3.6379	0.3632	0.0026	0.2592	0.0760	0.1395
2072/M	2/1	568.3	3.1027	0.2778	0.0017	0.1869	0.1212	0.2577
2074/M	2/1	519.5	3.5138	0.3488	0.0024	0.1826	0.1126	0.2958
2075/M	2/1	498.8	3.2010	0.3977	0.0025	0.2710	0.1513	0.2870
2076/M	2/1	499.0	3.0608	0.3622	0.0029	0.3068	0.1553	0.3774
M e a n:		534.3	3.3432	0.3454	0.0023	0.2345	0.1368	0.3051
Standard deviation:		33.2	0.2268	0.0289	0.0003	0.0564	0.0186	0.0461
Number of observ. :		(25)	(25)	(25)	(25)	(25)	(25)	(25)
3051/M	3/1	507.0	3.5405	0.3895	0.0021	0.0472	0.1237	0.3227
3052/M	3/1	645.3	4.1497	0.3254	0.0018	0.1380	0.1050	0.2348
3053/M	3/1	504.8	3.5905	0.3897	0.0023	0.2305	0.1337	0.3152
3054/M	3/1	479.3	3.8977	0.3475	0.0024	0.2789	0.1430	0.3488
3056/M	3/1	458.2	3.5667	0.3546	0.0022	0.2517	0.1609	0.3597
3057/M	3/1	543.9	3.7879	0.3593	0.0027	0.2599	0.1426	0.3021
3058/M	3/1	539.7	3.2749	0.3142	0.0022	0.2253	0.1197	0.3019
3059/M	3/1	562.3	3.3511	0.3070	0.0027	0.2299	0.1230	0.3083
3060/M	3/1	498.4	3.2384	0.3539	0.0027	0.2418	0.1267	0.3441
3061/M	3/1	536.2	3.4441	0.3485	0.0027	0.2949	0.1272	0.3249
3062/M	3/1	562.2	3.2614	0.3516	0.0029	0.2298	0.1390	0.3286
3063/M	3/1	493.0	3.9849	0.3535	0.0022	0.2014	0.1517	0.3442
3064/M	3/1	496.7	3.8489	0.3733	0.0019	0.2267	0.1449	0.3839
3065/M	3/1	557.2	3.9291	0.3673	0.0021	0.2926	0.1144	0.2700
3066/M	3/1	443.3	4.0991	0.3748	0.0026	0.3019	0.1745	0.3644
3067/M	3/1	571.8	3.5619	0.3224	0.0018	0.2098	0.1302	0.2985
3068/M	3/1	498.1	3.5447	0.3763	0.0021	0.2837	0.1439	0.3410
3069/M	3/1	504.6	3.6410	0.4376	0.0024	0.2238	0.1192	0.3830
3070/M	3/1	488.9	3.5818	0.3965	0.0028	0.2331	0.1506	0.3069
3071/M	3/1	455.9	3.7618	0.3409	0.0018	0.1983	0.1506	0.3120
3072/M	3/1	554.0	3.9126	0.3390	0.0020	0.2790	0.1347	0.2940
3073/M	3/1	438.6	3.4257	0.3346	0.0017	0.2803	0.1868	0.4054
3074/M	3/1	450.6	3.0568	0.4162	0.0022	0.1818	0.1526	0.3702
3075/M	3/1	595.6	3.2174	0.2947	0.0022	0.1478	0.1027	0.2544
3076/M	3/1	494.0	3.5247	0.3483	0.0025	0.1994	0.1611	0.3460
M e a n:		515.2	3.6077	0.3567	0.0023	0.2275	0.1385	0.3266
Standard deviation:		50.9	0.2917	0.0332	0.0003	0.0574	0.0204	0.0407
Number of observ. :		(25)	(25)	(25)	(25)	(25)	(25)	(25)
4051/M[a]	4/1	510.5	4.1125	0.3622	0.0021	0.2346	0.1563	0.3276
4052/M	4/1	558.1	3.7657	0.3246	0.0020	0.1946	0.1177	0.3253
4053/M	4/1	610.9	3.7802	0.3055	0.0025	0.2602	0.1307	0.2980

[a]Testis and epididymal weights were collected post-fixation.

Summary Statistics for % Organ to Body Weight
Study number: 004204

Appendix X - Terminal Sacrifice

Animal No/sex	Group/ Subgroup	Terminal Body wt. (g)	Liver	Lungs	Pituitary gland	Prostate	Right Epididymis	Right Testis
4054/M	4/1	427.7	3.6051	0.3599	0.0023	0.2300	0.1454	0.4174
4055/M	4/1	426.7	4.2300	0.3642	0.0026	0.1530	0.1242	0.3149
4056/M	4/1	531.8	3.8197	0.3773	0.0022	0.3525	0.1434	0.2976
4057/M	4/1	503.0	4.2020	0.3328	0.0023	0.1684	0.1456	0.3225
4058/M	4/1	465.2	4.1133	0.3315	0.0028	0.2335	0.1308	0.3440
4059/M	4/1	510.3	3.6556	0.3686	0.0026	0.2414	0.1423	0.3687
4060/M	4/1	495.7	3.6444	0.3907	0.0029	0.2792	0.1852	0.3985
4061/M	4/1	498.8	3.4322	0.3256	0.0029	0.3017	0.1459	0.3683
4062/M	4/1	544.8	3.6862	0.3486	0.0032	0.2389	0.1341	0.3350
4063/M	4/1	521.1	3.8179	0.3493	0.0023	0.2160	0.1036	0.3008
4064/M	4/1	543.3	4.1470	0.3665	0.0021	0.2385	0.1246	0.3307
4065/M	4/1	478.7	3.6578	0.3055	0.0021	0.2577	0.1121	0.2924
4066/M	4/1	549.6	4.2608	0.3536	0.0024	0.1720	0.1283	0.2852
4067/M	4/1	478.4	3.8650	0.3478	0.0023	0.2251	0.1351	0.3528
4068/M	4/1	501.0	3.8742	0.3259	0.0023	0.2318	0.1587	0.3614
4069/M	4/1	517.7	3.5749	0.3438	0.0023	0.2961	0.1283	0.3120
4070/M	4/1	489.3	3.8878	0.3658	0.0022	0.2285	0.1409	0.3474
4071/M	4/1	445.2	3.5540	0.3309	0.0027	0.2307	0.1620	0.4100
4072/M	4/1	583.8	3.9403	0.4388	0.0026	0.2834	0.1443	0.3052
4073/M	4/1	432.7	3.5874	0.4160	0.0026	0.2998	0.1926	0.3835
4074/M	4/1	460.9	4.1692	0.3787	0.0022	0.3044	0.1511	0.3277
4075/M	4/1	459.2	4.0417	0.3928	0.0025	0.1648	0.1551	0.3622
4076/M	4/1	491.7	3.9020	0.3737	0.0024	0.2032	0.1362	0.3100
	M e a n:	501.4	3.8587	0.3569	0.0024	0.2400	0.1413	0.3384
Standard deviation:		46.8	0.2398	0.0315	0.0003	0.0486	0.0200	0.0368
Number of observ. :		(26)	(26)	(26)	(26)	(26)	(26)	(26)

Animal No/sex	Group/ Subgroup	Terminal Body wt. (g)	Seminal vesicles	Spleen	Testes
				Male	Animals
1051/M[a]	1/1	521.7	0.3173	0.1649	0.5601
1052/M[a]	1/1	596.5	0.1894	0.1447	0.5332
1053/M	1/1	591.3	0.2114	0.1880	0.6106
1054/M	1/1	528.4	0.2258	0.1695	0.5900
1055/M	1/1	377.3	0.3200	0.1281	0.8834
1056/M	1/1	491.8	0.2585	0.1721	0.5981
1057/M	1/1	570.9	0.4126	0.1451	0.5837
1058/M	1/1	539.0	0.3750	0.1682	0.5297
1059/M	1/1	553.8	0.4752	0.1411	0.5877
1060/M	1/1	517.0	0.3636	0.1188	0.7215
1061/M	1/1	477.8	0.2247	0.1662	0.6961
1062/M	1/1	539.6	0.4465	0.1423	0.5979
1063/M	1/1	581.9	0.4614	0.1214	0.6827
1064/M	1/1	526.2	0.2919	0.1749	0.6229
1065/M	1/1	447.7	0.2378	0.1797	0.6164
1066/M	1/1	501.5	0.4359	0.1669	0.7293
1067/M	1/1	586.7	0.2045	0.1414	0.5612
1068/M	1/1	578.7	0.3590	0.1664	0.5267
1069/M	1/1	538.0	0.5879	0.1693	0.6868
1070/M	1/1	599.2	0.3894	0.1457	0.5537
1071/M	1/1	507.3	0.2639	0.1702	0.6095
1072/M	1/1	494.3	0.5380	0.1510	0.5784
1073/M	1/1	528.0	0.3254	0.1384	0.6084
1074/M	1/1	547.0	0.2925	0.1628	0.5780
1075/M	1/1	557.1	0.4179	0.2063	0.5639
1076/M	1/1	513.6	0.4164	0.1368	0.6339
Mean:		531.2	0.3478	0.1569	0.6171
Standard deviation:		49.8	0.1071	0.0209	0.0782
Number of observ. :		(26)	(26)	(26)	(26)
2051/M[a]	2/1	552.3	0.1644	0.1861	0.5822
2052/M[a]	2/1	597.1	0.1718	0.1589	0.5581
2053/M	2/1	534.6	0.4858	0.1796	0.6428
2054/M	2/1	538.7	0.5006	0.1622	0.6934
2055/M	2/1	584.3	0.2587	0.1450	0.6034
2056/M	2/1	518.1	0.4648	0.1524	0.5723
2057/M	2/1	507.1	0.4664	0.1559	0.7052
2058/M	2/1	555.9	0.4704	0.1629	0.6234
2059/M	2/1	491.9	0.4558	0.1577	0.6490
2060/M	2/1	504.3	0.4827	0.1502	0.5941
2061/M	2/1	511.3	0.3387	0.1489	0.6083
2062/M	2/1	537.1	0.3777	0.1386	0.5716
2063/M	2/1	513.5	0.4853	0.1536	0.6004
2064/M	2/1	552.7	0.2789	0.1932	0.7325
2065/M	2/1	532.0	0.4164	0.1883	0.6995

[a]Testis and epididymal weights were collected post-fixation.

Animal No/sex	Group/ Subgroup	Terminal Body wt. (g)	Seminal vesicles	Spleen	Testes
2066/M	2/1	508.4	0.4664	0.1430	0.5970
2067/M	2/1	534.9	0.4710	0.1320	0.5981
2068/M	2/1	533.0	0.2920	0.1607	0.6349
2069/M	2/1	602.0	0.4430	0.1505	0.6927
2070/M	2/1	581.7	0.3405	0.1865	0.5246
2071/M	2/1	481.8	0.4652	0.1652	0.5014
2072/M	2/1	568.3	0.3875	0.1257	0.5236
2074/M	2/1	519.5	0.2413	0.1489	0.5959
2075/M	2/1	498.8	0.3870	0.1624	0.5963
2076/M	2/1	499.0	0.3549	0.1249	0.7560
	M e a n:	534.3	0.3867	0.1573	0.6183
Standard deviation:		33.2	0.1018	0.0186	0.0655
Number of observ. :		(25)	(25)	(25)	(25)
3051/M	3/1	507.0	0.4531	0.1481	0.6331
3052/M	3/1	645.3	0.3326	0.1429	0.4607
3053/M	3/1	504.8	0.3854	0.1355	0.6279
3054/M	3/1	479.3	0.5076	0.1368	0.7010
3056/M	3/1	458.2	0.4309	0.1387	0.7213
3057/M	3/1	543.9	0.3886	0.1539	0.5924
3058/M	3/1	539.7	0.3194	0.1709	0.6160
3059/M	3/1	562.3	0.3586	0.1119	0.5939
3060/M	3/1	498.4	0.2501	0.1572	0.6800
3061/M	3/1	536.2	0.2460	0.1625	0.6672
3062/M	3/1	562.2	0.3940	0.1451	0.6537
3063/M	3/1	493.0	0.5074	0.1402	0.6791
3064/M	3/1	496.7	0.4918	0.1703	0.7853
3065/M	3/1	557.2	0.3233	0.1944	0.5450
3066/M	3/1	443.3	0.4066	0.1614	0.7088
3067/M	3/1	571.8	0.4345	0.1650	0.6078
3068/M	3/1	498.1	0.2761	0.1548	0.6824
3069/M	3/1	504.6	0.3114	0.1561	0.7569
3070/M	3/1	488.9	0.4585	0.1684	0.6067
3071/M	3/1	455.9	0.3197	0.1439	0.6117
3072/M	3/1	554.0	0.3909	0.1606	0.5944
3073/M	3/1	438.6	0.6326	0.1122	0.8189
3074/M	3/1	450.6	0.4308	0.3176	0.7251
3075/M	3/1	595.6	0.2426	0.1354	0.5111
3076/M	3/1	494.0	0.4033	0.1725	0.6747
	M e a n:	515.2	0.3878	0.1583	0.6502
Standard deviation:		50.9	0.0938	0.0380	0.0820
Number of observ. :		(25)	(25)	(25)	(25)
4051/M[a]	4/1	510.5	0.3831	0.1284	0.6278
4052/M	4/1	558.1	0.4933	0.1234	0.6574
4053/M	4/1	610.9	0.3317	0.1459	0.5934

[a]Testis and epididymal weights were collected post-fixation.

Summary Statistics for % Organ to Body Weight
Study number: 004204

Animal No/sex	Group/ Subgroup	Terminal Body wt. (g)	Seminal vesicles	Spleen	Testes
4054/M	4/1	427.7	0.2933	0.1649	0.8178
4055/M	4/1	426.7	0.3723	0.1679	0.6272
4056/M	4/1	531.8	0.5518	0.1395	0.5971
4057/M	4/1	503.0	0.5305	0.1863	0.6467
4058/M	4/1	465.2	0.3572	0.1351	0.6957
4059/M	4/1	510.3	0.3998	0.1482	0.7388
4060/M	4/1	495.7	0.4285	0.2013	0.8036
4061/M	4/1	498.8	0.4942	0.1449	0.7340
4062/M	4/1	544.8	0.5299	0.1694	0.6552
4063/M	4/1	521.1	0.2873	0.1318	0.6004
4064/M	4/1	543.3	0.2915	0.1328	0.6469
4065/M	4/1	478.7	0.3222	0.1494	0.5838
4066/M	4/1	549.6	0.3834	0.1682	0.5683
4067/M	4/1	478.4	0.2678	0.1366	0.7054
4068/M	4/1	501.0	0.5453	0.1704	0.7048
4069/M	4/1	517.7	0.4386	0.1260	0.6353
4070/M	4/1	489.3	0.4694	0.1494	0.7002
4071/M	4/1	445.2	0.4714	0.1457	0.8259
4072/M	4/1	583.8	0.3523	0.1921	0.6015
4073/M	4/1	432.7	0.4908	0.1531	0.7921
4074/M	4/1	460.9	0.4601	0.1990	0.7594
4075/M	4/1	459.2	0.4244	0.1382	0.7267
4076/M	4/1	491.7	0.4364	0.1712	0.6305
	M e a n:	501.4	0.4156	0.1546	0.6798
Standard deviation:		46.8	0.0860	0.0226	0.0766
Number of observ. :		(26)	(26)	(26)	(26)

Summary Statistics for % Organ to Body Weight
Study number: 004204

Animal No/sex	Group/ Subgroup	Terminal Body wt. (g)	Adrenal Glands	Brain	Kidneys	Left Ovary	Liver	Lungs
				Female Animals				
1551/F	1/1	318.6	0.0280	0.5684	0.8639	0.0194	4.9952	0.4556
1552/F	1/1	331.1	0.0225	0.5589	0.8589	0.0134	5.0728	0.4373
1553/F	1/1	356.2	0.0286	0.5538	0.8011	0.0136	4.5919	0.4840
1554/F	1/1	314.5	0.0217	0.6284	0.8885	0.0172	5.0259	0.4421
1556/F	1/1	379.4	0.0255	0.5621	0.8288	0.0127	4.5686	0.4176
1557/F	1/1	343.0	0.0232	0.5976	0.8494	0.0139	4.5881	0.4100
1558/F	1/1	333.3	0.0261	0.6211	0.7902	0.0185	4.4851	0.4885
1559/F	1/1	351.0	0.0207	0.5665	0.8150	0.0172	5.1960	0.4293
1560/F	1/1	304.0	0.0217	0.6266	0.8126	0.0233	4.1517	0.4911
1561/F	1/1	384.9	0.0209	0.5318	0.8497	0.0190	4.2201	0.4204
1562/F	1/1	344.2	0.0187	0.5855	0.8242	0.0107	4.7614	0.4546
1563/F	1/1	295.2	0.0212	0.6190	0.8899	0.0149	4.9641	0.4780
1564/F	1/1	330.5	0.0250	0.5967	0.7783	0.0221	4.9532	0.4617
1565/F	1/1	337.7	0.0190	0.6148	0.8658	0.0139	4.6985	0.4887
1566/F	1/1	329.7	0.0248	0.6078	0.7683	0.0165	5.0685	0.4537
1567/F	1/1	302.8	0.0229	0.6570	0.8075	0.0161	4.6539	0.4662
1568/F	1/1	339.0	0.0293	0.6008	0.8378	0.0139	4.4551	0.4372
1569/F	1/1	307.5	0.0180	0.6818	0.7710	0.0161	3.9956	0.4638
1570/F	1/1	340.5	0.0213	0.6207	0.7970	0.0157	4.6948	0.5159
1571/F	1/1	362.8	0.0228	0.5321	0.8873	0.0186	4.9271	0.5546
1572/F	1/1	337.9	0.0215	0.5650	0.9076	0.0239	4.7789	0.4683
1573/F	1/1	362.8	0.0225	0.5773	0.7827	0.0199	4.8225	0.3962
1574/F	1/1	311.4	0.0243	0.6060	0.8587	0.0150	4.4696	0.4825
1575/F	1/1	274.0	0.0326	0.7162	0.9599	0.0145	4.9627	0.5218
1576/F	1/1	319.2	0.0229	0.6369	0.8394	0.0128	4.6629	0.4581
Mean:		332.4	0.0234	0.6013	0.8373	0.0165	4.7106	0.4631
Standard deviation:		26.1	0.0035	0.0440	0.0473	0.0034	0.3043	0.0366
Number of observ. :		(25)	(25)	(25)	(25)	(25)	(25)	(25)
2551/F	2/1	312.6	0.0257	0.5943	0.8823	0.0159	4.9630	0.5021
2552/F	2/1	338.7	0.0186	0.5984	0.7893	0.0182	4.2936	0.4568
2554/F	2/1	307.8	0.0270	0.6207	0.8896	0.0131	4.2922	0.4513
2555/F	2/1	294.9	0.0277	0.5953	0.8983	0.0183	4.6820	0.5038
2556/F	2/1	311.6	0.0268	0.6248	0.9178	0.0213	4.5848	0.4963
2557/F	2/1	271.7	0.0234	0.6892	0.8683	0.0188	4.3195	0.4749
2558/F	2/1	330.7	0.0199	0.5902	0.7809	0.0168	4.3532	0.4125
2560/F	2/1	300.7	0.0220	0.6277	0.8468	0.0214	4.7966	0.4852
2561/F	2/1	356.3	0.0239	0.5630	0.7538	0.0125	4.4939	0.4334
2562/F	2/1	277.5	0.0312	0.6579	0.8650	0.0133	4.7920	0.4568
2563/F	2/1	329.8	0.0214	0.5970	0.8652	0.0137	4.4251	0.4702
2564/F	2/1	322.0	0.0192	0.6362	0.7848	0.0190	4.0404	0.4503
2565/F	2/1	323.4	0.0231	0.6141	0.8095	0.0199	4.5549	0.4896
2566/F	2/1	307.8	0.0231	0.6203	0.8291	0.0211	4.5974	0.5071
2567/F	2/1	345.6	0.0236	0.5953	0.8941	0.0187	5.2075	0.4975
2568/F	2/1	322.8	0.0248	0.5967	0.8606	0.0236	5.0228	0.4398

Summary Statistics for % Organ to Body Weight
Study number: 004204

Animal No/sex	Group/ Subgroup	Terminal Body wt. (g)	Adrenal Glands	Brain	Kidneys	Left Ovary	Liver	Lungs
2569/F	2/1	326.1	0.0236	0.6144	0.8353	0.0158	4.8522	0.4790
2570/F	2/1	349.5	0.0181	0.5494	0.7763	0.0153	4.6522	0.4539
2571/F	2/1	353.4	0.0260	0.5989	0.8259	0.0174	4.6202	0.4817
2572/F	2/1	326.2	0.0241	0.6301	0.8990	0.0173	4.6122	0.4636
2573/F	2/1	298.9	0.0294	0.6137	0.8581	0.0224	4.4625	0.5210
2574/F	2/1	296.3	0.0258	0.6634	0.8637	0.0188	4.9625	0.4561
2575/F	2/1	259.4	0.0322	0.6917	0.8692	0.0153	4.2700	0.4694
2576/F	2/1	366.2	0.0185	0.5747	0.7904	0.0125	5.1679	0.4719
M e a n:		317.9	0.0241	0.6149	0.8439	0.0175	4.6258	0.4718
Standard deviation:		27.1	0.0038	0.0350	0.0459	0.0032	0.3007	0.0260
Number of observ. :		(24)	(24)	(24)	(24)	(24)	(24)	(24)
3551/F	3/1	291.4	0.0272	0.6867	0.9112	0.0203	4.5376	0.5022
3552/F	3/1	295.8	0.0283	0.6687	0.9032	0.0185	4.5745	0.4429
3553/F	3/1	301.4	0.0187	0.6306	0.9243	0.0205	4.9363	0.4803
3554/F	3/1	302.6	0.0269	0.6526	0.8078	0.0168	4.9514	0.4446
3555/F	3/1	329.7	0.0190	0.5993	0.8317	0.0169	4.7034	0.4283
3556/F	3/1	301.7	0.0225	0.6036	0.8194	0.0201	3.8891	0.4414
3557/F	3/1	292.6	0.0270	0.6326	0.8253	0.0172	4.3050	0.4715
3558/F	3/1	320.7	0.0237	0.5912	0.8772	0.0173	4.7114	0.4382
3559/F	3/1	295.4	0.0255	0.6854	0.8184	0.0201	4.4217	0.4517
3560/F	3/1	348.5	0.0192	0.5993	1.0660	0.0177	5.0179	0.4325
3561/F	3/1	310.3	0.0243	0.6120	0.8353	0.0171	4.0736	0.4625
3562/F	3/1	305.0	0.0255	0.6645	0.8537	0.0203	5.4096	0.4660
3563/F	3/1	296.4	0.0227	0.6192	0.7799	0.0146	4.8328	0.4752
3564/F	3/1	353.9	0.0262	0.5677	0.8844	0.0168	4.7837	0.4960
3565/F	3/1	319.8	0.0261	0.6151	0.8113	0.0202	4.4099	0.4553
3566/F	3/1	345.3	0.0281	0.5883	0.8686	0.0169	5.7765	0.4836
3567/F	3/1	352.3	0.0221	0.5919	0.8264	0.0236	4.3324	0.4363
3568/F	3/1	284.6	0.0230	0.6651	0.8819	0.0181	4.3999	0.4484
3569/F	3/1	266.3	0.0296	0.7832	0.8448	0.0173	4.4406	0.5440
3570/F	3/1	357.3	0.0221	0.5564	0.7976	0.0201	4.7391	0.4479
3571/F	3/1	315.9	0.0338	0.6116	0.8364	0.0190	5.2448	0.4622
3572/F	3/1	329.8	0.0210	0.5852	0.8608	0.0123	4.7907	0.4533
3573/F	3/1	346.4	0.0203	0.5624	0.7833	0.0123	4.6852	0.4810
3574/F	3/1	316.2	0.0271	0.6060	0.7752	0.0212	4.6400	0.4772
3575/F	3/1	330.1	0.0266	0.6121	0.8481	0.0162	4.3200	0.4597
3576/F	3/1	321.7	0.0239	0.5616	0.7942	0.0162	4.6392	0.4287
M e a n:		316.6	0.0246	0.6212	0.8487	0.0180	4.6756	0.4620
Standard deviation:		24.1	0.0036	0.0498	0.0600	0.0026	0.4026	0.0262
Number of observ. :		(26)	(26)	(26)	(26)	(26)	(26)	(26)
4551/F	4/1	254.4	0.0383	0.7256	0.9838	0.0259	4.5709	0.4984
4554/F	4/1	336.4	0.0270	0.6095	0.9534	0.0228	4.9399	0.5359
4555/F	4/1	331.9	0.0231	0.5590	0.8456	0.0172	4.9536	0.4206
4556/F	4/1	289.2	0.0359	0.6680	1.0191	0.0265	5.0184	0.4741

Summary Statistics for % Organ to Body Weight
Study number: 004204

Appendix X - Terminal Sacrifice

Animal No/sex	Group/ Subgroup	Terminal Body wt. (g)	Adrenal Glands	Brain	Kidneys	Left Ovary	Liver	Lungs
4557/F	4/1	311.8	0.0274	0.6379	0.8994	0.0213	4.3646	0.4428
4558/F	4/1	323.5	0.0273	0.6147	0.9776	0.0202	4.6516	0.4532
4559/F	4/1	286.2	0.0263	0.6130	0.8104	0.0182	5.0569	0.4669
4560/F	4/1	315.0	0.0252	0.6592	0.9486	0.0105	4.7782	0.4219
4561/F	4/1	303.5	0.0232	0.6148	0.9234	0.0182	4.7126	0.4146
4563/F	4/1	303.1	0.0240	0.6667	0.9520	0.0165	4.6388	0.4904
4564/F	4/1	332.6	0.0215	0.5597	0.8777	0.0144	4.7389	0.5095
4565/F	4/1	376.0	0.0227	0.5503	0.8665	0.0104	5.0464	0.4511
4566/F	4/1	317.0	0.0243	0.6744	0.8987	0.0198	4.8709	0.4831
4567/F	4/1	331.9	0.0223	0.5898	0.8911	0.0159	4.8520	0.4335
4568/F	4/1	314.0	0.0209	0.6145	0.9143	0.0256	4.7506	0.4601
4569/F	4/1	283.0	0.0278	0.6689	0.8805	0.0197	4.9112	0.4747
4570/F	4/1	314.4	0.0279	0.6151	0.8989	0.0238	4.2899	0.4970
4571/F	4/1	295.0	0.0220	0.6039	0.9059	0.0144	4.9553	0.5015
4572/F	4/1	377.3	0.0211	0.5105	0.6600	0.0140	3.6766	0.3475
4573/F	4/1	345.6	0.0295	0.5806	0.8633	0.0161	5.0196	0.4542
4574/F	4/1	305.8	0.0275	0.6379	0.9634	0.0192	4.4453	0.4382
4575/F	4/1	281.5	0.0171	0.6389	0.8706	0.0148	4.6685	0.4706
4576/F	4/1	313.8	0.0248	0.6167	0.8806	0.0243	4.9828	0.4646
	M e a n:	314.9	0.0255	0.6187	0.8993	0.0187	4.7345	0.4611
Standard deviation:		28.6	0.0047	0.0480	0.0717	0.0047	0.3173	0.0394
Number of observ. :		(23)	(23)	(23)	(23)	(23)	(23)	(23)

Summary Statistics for % Organ to Body Weight
Study number: 004204

Animal No/sex	Group/ Subgroup	Terminal Body wt. (g)	Ovaries	Pituitary gland	Right Ovary	Spleen	Uterus
				Female Animals			
1551/F	1/1	318.6	0.0319	0.0039	0.0128	0.1901	0.1820
1552/F	1/1	331.1	0.0294	0.0036	0.0164	0.1593	0.1608
1553/F	1/1	356.2	0.0312	0.0050	0.0162	0.1905	0.1634
1554/F	1/1	314.5	0.0370	0.0050	0.0203	0.1706	0.2266
1556/F	1/1	379.4	0.0257	0.0043	0.0146	0.1809	0.3965
1557/F	1/1	343.0	0.0299	0.0037	0.0163	0.1577	0.2166
1558/F	1/1	333.3	0.0328	0.0046	0.0156	0.1966	0.1729
1559/F	1/1	351.0	0.0353	0.0045	0.0180	0.1966	0.1445
1560/F	1/1	304.0	0.0468	0.0043	0.0238	0.1887	0.2343
1561/F	1/1	384.9	0.0351	0.0035	0.0169	0.1854	0.1675
1562/F	1/1	344.2	0.0332	0.0041	0.0174	0.1762	0.1205
1563/F	1/1	295.2	0.0314	0.0047	0.0171	0.1948	0.1604
1564/F	1/1	330.5	0.0399	0.0032	0.0187	0.2143	0.1983
1565/F	1/1	337.7	0.0314	0.0052	0.0175	0.1529	0.1485
1566/F	1/1	329.7	0.0328	0.0066	0.0162	0.1832	0.3098
1567/F	1/1	302.8	0.0324	0.0046	0.0170	0.1958	0.3029
1568/F	1/1	339.0	0.0312	0.0039	0.0171	0.2254	0.1504
1569/F	1/1	307.5	0.0319	0.0053	0.0156	0.1971	0.2781
1570/F	1/1	340.5	0.0313	0.0051	0.0156	0.1729	0.2093
1571/F	1/1	362.8	0.0383	0.0043	0.0199	0.2289	0.2274
1572/F	1/1	337.9	0.0515	0.0020	0.0275	0.2100	0.1475
1573/F	1/1	362.8	0.0311	0.0051	0.0116	0.1819	0.1194
1574/F	1/1	311.4	0.0353	0.0048	0.0206	0.1992	0.1805
1575/F	1/1	274.0	0.0319	0.0057	0.0176	0.2279	0.3623
1576/F	1/1	319.2	0.0325	0.0029	0.0190	0.1750	0.2112
Mean:		332.4	0.0341	0.0044	0.0176	0.1901	0.2077
Standard deviation:		26.1	0.0054	0.0010	0.0032	0.0205	0.0725
Number of observ. :		(25)	(25)	(25)	(25)	(25)	(25)
2551/F	2/1	312.6	0.0341	0.0052	0.0181	0.2056	0.1550
2552/F	2/1	338.7	0.0359	0.0048	0.0196	0.1954	0.1602
2554/F	2/1	307.8	0.0286	0.0038	0.0155	0.1421	0.2930
2555/F	2/1	294.9	0.0340	0.0052	0.0163	0.1840	0.3160
2556/F	2/1	311.6	0.0416	0.0053	0.0206	0.1693	0.2295
2557/F	2/1	271.7	0.0366	0.0045	0.0188	0.1867	0.1890
2558/F	2/1	330.7	0.0324	0.0051	0.0164	0.1976	0.3126
2560/F	2/1	300.7	0.0464	0.0048	0.0250	0.1751	0.1663
2561/F	2/1	356.3	0.0285	0.0033	0.0163	0.1861	0.1275
2562/F	2/1	277.5	0.0265	0.0051	0.0137	0.2044	0.1468
2563/F	2/1	329.8	0.0298	0.0036	0.0162	0.1824	0.1641
2564/F	2/1	322.0	0.0358	0.0052	0.0169	0.1567	0.3552
2565/F	2/1	323.4	0.0415	0.0044	0.0218	0.1883	0.1708
2566/F	2/1	307.8	0.0401	0.0045	0.0196	0.1750	0.2332
2567/F	2/1	345.6	0.0353	0.0052	0.0164	0.1965	0.1568
2568/F	2/1	322.8	0.0400	0.0041	0.0164	0.1850	0.1268

Summary Statistics for % Organ to Body Weight
Study number: 004204

Animal No/sex	Group/ Subgroup	Terminal Body wt. (g)	Pituitary gland Ovaries	Right Ovary	Spleen	Uterus
2569/F	2/1	326.1	0.0346	0.0043	0.0198	0.1763	0.1720
2570/F	2/1	349.5	0.0312	0.0048	0.0162	0.1775	0.1636
2571/F	2/1	353.4	0.0338	0.0052	0.0170	0.2074	0.1666
2572/F	2/1	326.2	0.0348	0.0050	0.0178	0.1836	0.3724
2573/F	2/1	298.9	0.0469	0.0043	0.0246	0.2274	0.2635
2574/F	2/1	296.3	0.0280	0.0044	0.0190	0.1932	0.2340
2575/F	2/1	259.4	0.0328	0.0048	0.0173	0.1716	0.1790
2576/F	2/1	366.2	0.0262	0.0040	0.0132	0.1756	0.1329
	M e a n:	317.9	0.0348	0.0046	0.0180	0.1851	0.2078
Standard deviation:		27.1	0.0057	0.0006	0.0029	0.0175	0.0737
Number of observ. :		(24)	(24)	(24)	(24)	(24)	(24)
3551/F	3/1	291.4	0.0387	0.0056	0.0184	0.2243	0.1815
3552/F	3/1	295.8	0.0387	0.0051	0.0201	0.2118	0.2560
3553/F	3/1	301.4	0.0365	0.0053	0.0165	0.2470	0.3665
3554/F	3/1	302.6	0.0329	0.0050	0.0167	0.2006	0.1655
3555/F	3/1	329.7	0.0308	0.0059	0.0141	0.1569	0.1667
3556/F	3/1	301.7	0.0408	0.0046	0.0211	0.1984	0.2738
3557/F	3/1	292.6	0.0321	0.0045	0.0158	0.1860	0.1619
3558/F	3/1	320.7	0.0370	0.0052	0.0194	0.1733	0.2221
3559/F	3/1	295.4	0.0433	0.0048	0.0238	0.1883	0.1912
3560/F	3/1	348.5	0.0346	0.0045	0.0177	0.1953	0.2169
3561/F	3/1	310.3	0.0393	0.0051	0.0224	0.1832	0.2207
3562/F	3/1	305.0	0.0397	0.0041	0.0210	0.2121	0.2565
3563/F	3/1	296.4	0.0300	0.0035	0.0157	0.1660	0.1961
3564/F	3/1	353.9	0.0371	0.0047	0.0211	0.2074	0.1618
3565/F	3/1	319.8	0.0395	0.0040	0.0194	0.1762	0.1876
3566/F	3/1	345.3	0.0315	0.0039	0.0144	0.1850	0.2563
3567/F	3/1	352.3	0.0380	0.0037	0.0148	0.1891	0.1467
3568/F	3/1	284.6	0.0347	0.0052	0.0173	0.1706	0.3168
3569/F	3/1	266.3	0.0356	0.0050	0.0183	0.2664	0.2790
3570/F	3/1	357.3	0.0379	0.0044	0.0178	0.2039	0.1419
3571/F	3/1	315.9	0.0397	0.0060	0.0211	0.2003	0.1766
3572/F	3/1	329.8	0.0257	0.0039	0.0110	0.1792	0.2704
3573/F	3/1	346.4	0.0322	0.0052	0.0200	0.1465	0.1747
3574/F	3/1	316.2	0.0446	0.0052	0.0235	0.1948	0.2036
3575/F	3/1	330.1	0.0338	0.0057	0.0178	0.2032	0.3270
3576/F	3/1	321.7	0.0410	0.0041	0.0255	0.1890	0.1885
	M e a n:	316.6	0.0364	0.0048	0.0186	0.1944	0.2195
Standard deviation:		24.1	0.0044	0.0007	0.0034	0.0256	0.0594
Number of observ. :		(26)	(26)	(26)	(26)	(26)	(26)
4551/F	4/1	254.4	0.0550	0.0042	0.0289	0.1972	0.4081
4554/F	4/1	336.4	0.0429	0.0044	0.0186	0.2435	0.1806
4555/F	4/1	331.9	0.0315	0.0044	0.0144	0.1393	0.1995
4556/F	4/1	289.2	0.0480	0.0042	0.0227	0.1684	0.3292

Summary Statistics for % Organ to Body Weight
Study number: 004204

Appendix X - Terminal Sacrifice

Animal No/sex	Group/ Subgroup	Terminal Body wt. (g)	Ovaries	Pituitary gland	Right Ovary	Spleen	Uterus
4557/F	4/1	311.8	0.0411	0.0050	0.0200	0.2060	0.1661
4558/F	4/1	323.5	0.0369	0.0053	0.0168	0.1878	0.3786
4559/F	4/1	286.2	0.0362	0.0048	0.0172	0.1845	0.1473
4560/F	4/1	315.0	0.0259	0.0049	0.0157	0.1602	0.1834
4561/F	4/1	303.5	0.0383	0.0050	0.0215	0.1819	0.2299
4563/F	4/1	303.1	0.0393	0.0062	0.0226	0.1984	0.2507
4564/F	4/1	332.6	0.0361	0.0046	0.0219	0.1478	0.1423
4565/F	4/1	376.0	0.0280	0.0041	0.0180	0.1740	0.1594
4566/F	4/1	317.0	0.0377	0.0053	0.0190	0.1940	0.1844
4567/F	4/1	331.9	0.0337	0.0044	0.0190	0.1755	0.1574
4568/F	4/1	314.0	0.0468	0.0040	0.0208	0.2001	0.1366
4569/F	4/1	283.0	0.0486	0.0047	0.0287	0.1762	0.3571
4570/F	4/1	314.4	0.0469	0.0053	0.0234	0.1819	0.2448
4571/F	4/1	295.0	0.0408	0.0043	0.0265	0.1798	0.2305
4572/F	4/1	377.3	0.0274	0.0034	0.0135	0.1498	0.1946
4573/F	4/1	345.6	0.0351	0.0047	0.0190	0.2293	0.1955
4574/F	4/1	305.8	0.0309	0.0046	0.0117	0.1858	0.1388
4575/F	4/1	281.5	0.0310	0.0043	0.0165	0.1832	0.1813
4576/F	4/1	313.8	0.0471	0.0050	0.0229	0.1694	0.2468
M e a n:		314.9	0.0385	0.0047	0.0200	0.1832	0.2193
Standard deviation:		28.6	0.0077	0.0006	0.0045	0.0239	0.0787
Number of observ. :		(23)	(23)	(23)	(23)	(23)	(23)

Summary Statistics for % Organ to Brain Weight
Study number: 004204

Animal No/sex	Group/ Subgroup	Terminal Body wt. (g)	Adrenal Glands	Epididymides	Kidneys	Left Epididymis	Left Testis	Liver
				Male Animals				
1051/M[a]	1/1	521.7	2.8187	65.1866	228.3122	31.9996	69.4773	940.5185
1052/M[a]	1/1	596.5	2.3124	52.3708	168.3613	26.4546	66.2326	860.1177
1053/M	1/1	591.3	2.6529	55.9333	177.5998	27.6150	79.9965	813.7641
1054/M	1/1	528.4	2.7521	51.0592	183.8720	26.4621	69.0748	817.8889
1055/M	1/1	377.3	1.7129	55.0117	127.3966	27.1018	84.8480	587.8978
1056/M	1/1	491.8	2.4202	50.4404	179.6311	25.4361	63.5270	738.7930
1057/M	1/1	570.9	3.3635	65.1239	206.6983	30.6981	81.2994	924.6467
1058/M	1/1	539.0	4.8248	88.2395	279.6812	44.3208	100.3590	1401.314
1059/M	1/1	553.8	3.0242	67.8867	199.5974	34.4055	74.1639	863.3162
1060/M	1/1	517.0	2.7832	64.7704	153.2486	31.6031	79.3595	635.6447
1061/M	1/1	477.8	2.2945	55.6278	160.2439	27.5881	75.8853	613.6721
1062/M	1/1	539.6	2.4701	65.8151	194.0629	32.3957	71.6454	793.7960
1063/M	1/1	581.9	3.2734	75.2545	223.6322	37.4822	89.0332	938.3149
1064/M	1/1	526.2	3.7692	71.2590	167.0985	35.8664	72.6459	712.9990
1065/M	1/1	447.7	3.2842	82.6232	194.3028	48.8357	72.1369	839.6642
1066/M	1/1	501.5	2.4586	69.9109	196.3248	35.5256	91.4482	859.1500
1067/M	1/1	586.7	2.6843	61.7928	168.1880	31.2723	78.1639	918.8675
1068/M	1/1	578.7	2.8594	57.5657	166.8148	28.8416	63.7080	724.4771
1069/M	1/1	538.0	3.5745	68.7198	226.2901	33.6995	86.3176	1011.518
1070/M	1/1	599.2	2.7914	61.7102	215.5773	30.0200	75.2133	1003.059
1071/M	1/1	507.3	2.2148	55.1320	172.0496	27.2731	72.5713	817.7276
1072/M	1/1	494.3	3.2043	65.2081	194.1723	34.4676	72.3814	743.6738
1073/M	1/1	528.0	2.6642	56.5115	168.9430	28.5611	76.9837	849.0574
1074/M	1/1	547.0	4.8031	89.0176	243.3847	43.7117	108.4480	1159.694
1075/M	1/1	557.1	1.8175	73.0964	200.4018	36.3497	75.4113	927.2049
1076/M	1/1	513.6	2.1086	63.9226	175.8088	31.2632	77.4360	835.4180
Mean:		531.2	2.8822	64.9688	191.2190	32.6635	77.9911	858.9307
Standard deviation:		49.8	0.7578	10.5206	31.8891	5.9006	10.5193	169.1734
Number of observ. :		(26)	(26)	(26)	(26)	(26)	(26)	(26)
2051/M[a]	2/1	552.3	2.3824	56.2527	183.4523	28.2317	70.3148	770.6718
2052/M[a]	2/1	597.1	2.5067	58.9845	207.3914	30.1442	73.8775	1022.660
2053/M	2/1	534.6	3.4229	77.5971	195.3733	38.6997	77.5006	837.3260
2054/M	2/1	538.7	3.2839	70.1024	195.4802	34.2911	83.3010	907.6819
2055/M	2/1	584.3	2.7415	72.0958	202.5262	37.7530	81.3793	873.9176
2056/M	2/1	518.1	2.6313	61.1348	192.4833	28.9494	71.2538	828.4512
2057/M	2/1	507.1	2.6275	77.9565	193.8871	39.5681	87.9351	810.2516
2058/M	2/1	555.9	3.0034	75.8223	206.3508	37.7610	83.3018	952.2356
2059/M	2/1	491.9	2.5834	71.3855	172.3043	36.7745	79.0022	807.4341
2060/M	2/1	504.3	2.6673	64.5813	185.1662	30.6026	64.8915	668.9633
2061/M	2/1	511.3	3.6972	72.0987	176.6536	32.8245	76.6245	765.7460
2062/M	2/1	537.1	3.6917	68.1768	197.6818	32.8450	72.9770	763.3766
2063/M	2/1	513.5	2.5169	63.3491	188.1952	31.1871	68.6445	725.3690
2064/M	2/1	552.7	4.1719	80.4390	191.2685	38.9912	96.5743	899.6463
2065/M	2/1	532.0	3.2424	79.3175	202.1503	40.4087	90.9087	931.2252

[a]Testis and epididymal weights were collected post-fixation.

Summary Statistics for % Organ to Brain Weight
Study number: 004204

Animal No/sex	Group/ Subgroup	Terminal Body wt. (g)	Adrenal Glands	Epididymides	Kidneys	Left Epididymis	Left Testis	Liver
2066/M	2/1	508.4	2.9222	66.5664	198.2429	32.4882	72.7116	804.0825
2067/M	2/1	534.9	2.2647	66.0069	187.3969	32.1831	70.3357	780.0768
2068/M	2/1	533.0	2.6030	61.0477	195.9823	30.9353	80.7111	917.5645
2069/M	2/1	602.0	3.5873	76.3921	224.3713	37.5029	96.8435	917.1265
2070/M	2/1	581.7	2.7963	70.9284	214.9323	35.6984	71.1974	922.6814
2071/M	2/1	481.8	2.7788	53.2252	220.5510	35.4579	83.6053	841.2075
2072/M	2/1	568.3	3.3512	64.1578	198.1159	30.1850	74.0150	865.1490
2074/M	2/1	519.5	2.2668	49.1738	178.4722	24.1463	65.7487	773.4218
2075/M	2/1	498.8	2.7057	67.1176	183.5565	32.4679	70.1285	727.2844
2076/M	2/1	499.0	3.1677	73.2542	190.7901	36.3293	88.8090	722.1078
Mean:		534.3	2.9446	67.8866	195.3110	33.8570	78.1037	833.4264
Standard deviation:		33.2	0.4991	8.2497	12.8428	4.0931	9.0338	86.2447
Number of observ. :		(25)	(25)	(25)	(25)	(25)	(25)	(25)
3051/M	3/1	507.0	3.1176	58.9237	214.9398	30.6783	72.1335	819.3583
3052/M	3/1	645.3	2.8529	57.1671	227.8627	27.6449	63.4958	1166.335
3053/M	3/1	504.8	2.4109	63.3220	202.2686	32.3200	72.4927	832.3247
3054/M	3/1	479.3	2.7199	66.2126	176.4039	33.6783	80.1443	886.7661
3056/M	3/1	458.2	2.9554	67.3123	201.0004	33.6424	75.6989	746.5011
3057/M	3/1	543.9	2.5233	66.8482	200.1089	31.6406	71.6497	934.9762
3058/M	3/1	539.7	3.4050	63.3095	200.0096	32.4642	80.9694	844.0735
3059/M	3/1	562.3	2.0876	59.5500	205.3901	29.2180	70.4311	826.4155
3060/M	3/1	498.4	2.4841	57.1975	188.8399	28.4759	76.1556	734.3086
3061/M	3/1	536.2	3.2723	66.6014	195.9734	33.1782	89.9187	904.6390
3062/M	3/1	562.2	2.9957	68.3128	229.3332	33.7227	80.8841	811.3368
3063/M	3/1	493.0	1.6561E	71.0044	211.0191	34.3704	80.8966	962.5528
3064/M	3/1	496.7	3.2449	70.5860	200.2911	36.0326	94.9943	912.2734
3065/M	3/1	557.2	2.6890	60.4745	172.6262	31.2259	71.2445	1018.502
3066/M	3/1	443.3	4.0446	68.4758	204.9194	31.7970	71.6503	854.6019
3067/M	3/1	571.8	3.6048	67.9297	208.3391	33.5592	81.4779	938.8835
3068/M	3/1	498.1	2.8281	61.9271	200.4344	30.5747	73.6175	767.0187
3069/M	3/1	504.6	3.0401	61.5950	198.7724	32.2620	91.0343	887.9846
3070/M	3/1	488.9	3.2654	77.8943	211.2211	41.6634	75.4453	866.3963
3071/M	3/1	455.9	2.5859	66.7064	205.2661	32.7774	67.7387	851.2011
3072/M	3/1	554.0	3.0004	68.5470	233.8739	33.6309	78.2820	1013.039
3073/M	3/1	438.6	2.8545	78.0195	179.5630	39.7443	83.8773	698.5123
3074/M	3/1	450.6	3.0710	62.8547	187.3636	29.4007	79.2518	683.3598
3075/M	3/1	595.6	2.7474	57.5892	210.3222	27.8466	73.8319	926.9083
3076/M	3/1	494.0	3.2277	76.1178	225.7423	36.4152	80.6684	865.9771
Mean:		515.2	2.9595	65.7791	203.6754	32.7186	77.5194	870.1699
Standard deviation:		50.9	0.4179	6.0102	15.6377	3.3258	7.3493	106.8135
Number of observ. :		(25)	(24)	(25)	(25)	(25)	(25)	(25)
4051/M[a]	4/1	510.5	2.9955	66.7963	229.1821	31.7351	78.1025	1020.925
4052/M	4/1	558.1	3.3451	67.3503	208.2576	35.2622	90.5313	1026.291
4053/M	4/1	610.9	3.4929	66.6121	232.2104	31.2763	79.8973	1022.311

[a]Testis and epididymal weights were collected post-fixation.

Summary Statistics for % Organ to Brain Weight
Study number: 004204

Animal No/sex	Group/ Subgroup	Terminal Body wt. (g)	Adrenal Glands	Epididymides	Kidneys	Left Epididymis	Left Testis	Liver
4054/M	4/1	427.7	2.4189	59.0528	164.2881	28.9011	83.0239	747.4380
4055/M	4/1	426.7	2.3426	58.5040	179.2723	31.5768	67.7270	917.1910
4056/M	4/1	531.8	3.2574	66.6348	237.2049	31.9458	72.4762	924.1118
4057/M	4/1	503.0	3.2198	71.3958	228.0951	34.8243	81.3998	1055.126
4058/M	4/1	465.2	2.6005	54.4829	188.9050	26.9107	74.1177	866.9054
4059/M	4/1	510.3	2.8873	67.5921	203.6369	33.9996	87.3820	863.1501
4060/M	4/1	495.7	4.1441	88.1820	224.0018	43.4157	97.8987	880.7518
4061/M	4/1	498.8	3.0307	66.1761	184.9014	32.8061	83.6451	784.9427
4062/M	4/1	544.8	3.0012	69.7444	234.0294	35.5277	81.6743	940.2660
4063/M	4/1	521.1	2.1809	51.0163	217.3897	25.1853	74.6616	951.5138
4064/M	4/1	543.3	2.5510	61.8076	341.7775	30.8628	78.1432	1026.366
4065/M	4/1	478.7	2.2855	55.8310	214.2894	28.1604	70.9520	893.2814
4066/M	4/1	549.6	2.8198	64.1292	196.5148	31.1433	72.1930	1089.642
4067/M	4/1	478.4	2.3660	57.0652	203.5885	28.6378	73.7326	810.1608
4068/M	4/1	501.0	2.7808	79.1025	266.5837	38.8846	89.9196	1006.993
4069/M	4/1	517.7	2.2910	60.9682	221.7434	29.9525	78.6659	870.6544
4070/M	4/1	489.3	3.7409	65.6597	213.8715	32.6196	83.5573	919.4346
4071/M	4/1	445.2	2.8871	69.9775	171.2108	35.3712	88.3275	756.2928
4072/M	4/1	583.8	4.6925	79.7813	222.5182	40.0215	80.5898	1075.131
4073/M	4/1	432.7	3.0064	74.1668	209.2142	36.7841	80.3383	703.8861
4074/M	4/1	460.9	3.3701	68.8385	245.2769	35.1959	97.1916	938.5464
4075/M	4/1	459.2	3.3789	72.8312	209.7249	37.6588	81.9675	910.1860
4076/M	4/1	491.7	2.7386	67.1174	209.2191	34.5742	76.1233	929.9549
M e a n:		501.4	2.9933	66.5698	217.5734	33.2013	80.9323	920.4406
Standard deviation:		46.8	0.5957	8.3042	34.2264	4.1892	7.6077	103.5815
Number of observ. :		(26)	(26)	(26)	(26)	(26)	(26)	(26)

Summary Statistics for % Organ to Brain Weight
Study number: 004204

Animal No/sex	Group/ Subgroup	Terminal Body wt. (g)	Lungs	Pituitary gland	Prostate	Right Epididymis	Right Testis	Seminal vesicles
				Male Animals				
1051/M[a]	1/1	521.7	93.2815	0.6709	59.0617	37.6225	76.4805	79.8929
1052/M[a]	1/1	596.5	75.7951	0.4675	53.4143	29.1802	70.5151	47.1617
1053/M	1/1	591.3	74.9425	0.5427	45.7731	28.3184	76.7574	54.2834
1054/M	1/1	528.4	81.0248	0.7061	45.6274	24.5971	72.0487	54.0015
1055/M	1/1	377.3	65.4773	0.4727	41.4557	27.9099	84.5685	61.3754
1056/M	1/1	491.8	73.9752	0.6541	44.9067	25.0044	64.7436	55.4335
1057/M	1/1	570.9	99.4107	0.4312	49.7676	34.4258	78.3671	112.8695
1058/M	1/1	539.0	117.7054	1.1057	87.6939	43.9187	104.6166	145.1106
1059/M	1/1	553.8	95.7680	0.6405	57.0847	33.4813	74.7449	120.4008
1060/M	1/1	517.0	70.7388	0.5942	36.6103	33.1673	83.6195	82.1252
1061/M	1/1	477.8	72.8997	0.6188	32.6829	28.0397	74.3315	48.4959
1062/M	1/1	539.6	84.2539	0.4851	63.2115	33.4194	71.9525	107.2188
1063/M	1/1	581.9	99.2578	0.6946	47.5783	37.7724	99.9857	127.7286
1064/M	1/1	526.2	82.1885	0.6043	75.6586	36.7446	71.1982	66.7768
1065/M	1/1	447.7	86.5410	0.6072	50.3406	33.6237	73.3935	56.2173
1066/M	1/1	501.5	86.6989	0.5294	39.8778	34.2072	94.5482	111.2752
1067/M	1/1	586.7	90.5783	0.5542	55.6723	30.3133	80.3855	57.8265
1068/M	1/1	578.7	77.8458	0.6163	45.5243	28.5313	63.7961	87.0991
1069/M	1/1	538.0	81.9051	0.6581	74.7420	34.7789	88.5522	149.7538
1070/M	1/1	599.2	88.8163	0.6536	56.2818	31.5359	75.2633	105.9141
1071/M	1/1	507.3	78.2547	0.5903	56.4042	27.7307	68.7320	61.2547
1072/M	1/1	494.3	90.0097	0.6486	56.9845	30.5954	65.8955	128.7125
1073/M	1/1	528.0	79.2296	0.6300	42.6662	27.8830	77.4358	82.6296
1074/M	1/1	547.0	119.5326	0.8176	83.5468	45.4899	107.1399	109.0203
1075/M	1/1	557.1	84.5131	0.5261	38.8033	37.2585	74.8756	111.3545
1076/M	1/1	513.6	91.1323	0.5584	48.8157	32.3801	79.2461	102.9511
Mean:		531.2	86.2222	0.6184	53.4687	32.6127	78.9690	89.4955
Standard deviation:		49.8	12.8606	0.1307	14.0115	5.1618	11.5494	31.5409
Number of observ. :		(26)	(26)	(26)	(26)	(26)	(26)	(26)
2051/M[a]	2/1	552.3	70.9426	0.6063	39.7050	30.5238	72.2198	39.0384
2052/M[a]	2/1	597.1	84.8912	0.6290	48.7926	30.9751	80.9063	47.0985
2053/M	2/1	534.6	92.9658	0.5100	63.1886	38.8973	80.3905	119.3246
2054/M	2/1	538.7	88.7049	0.6405	78.4790	35.8113	85.1865	121.6473
2055/M	2/1	584.3	87.6520	0.6282	47.5748	34.3429	76.8071	67.8108
2056/M	2/1	518.1	85.3826	0.6046	43.7506	32.1854	72.1583	116.4893
2057/M	2/1	507.1	85.7609	0.5557	50.7166	38.3884	86.3995	115.2871
2058/M	2/1	555.9	91.3530	0.5135	35.4648	38.0613	84.5759	126.6773
2059/M	2/1	491.9	88.0217	0.5236	54.2603	34.6110	78.6762	110.7533
2060/M	2/1	504.3	75.9903	0.5804	53.3452	33.9787	67.8467	107.8556
2061/M	2/1	511.3	88.5933	0.3925	76.6681	39.2741	74.0854	83.9172
2062/M	2/1	537.1	84.6836	0.4386	74.0229	35.3318	74.9916	97.7638
2063/M	2/1	513.5	79.5188	0.5450	43.7010	32.1620	67.9798	110.4223
2064/M	2/1	552.7	94.7863	0.6590	76.8485	41.2055	99.3410	74.7020
2065/M	2/1	532.0	85.3461	0.5776	63.7705	38.2147	89.3166	107.5138

[a]Testis and epididymal weights were collected post-fixation.

Summary Statistics for % Organ to Brain Weight
Study number: 004204

Animal No/sex	Group/ Subgroup	Terminal Body wt. (g)	Lungs	Pituitary gland	Prostate	Right Epididymis	Right Testis	Seminal vesicles
2066/M	2/1	508.4	87.7000	0.5539	78.0738	33.9254	72.0957	113.2264
2067/M	2/1	534.9	75.0702	0.5127	44.5321	33.6409	72.0610	112.3178
2068/M	2/1	533.0	84.2156	0.5733	68.8104	29.7795	75.7132	71.9497
2069/M	2/1	602.0	115.6091	0.6416	80.4618	38.7206	98.3094	124.9052
2070/M	2/1	581.7	86.9227	0.6260	48.9149	35.0399	70.3302	91.8614
2071/M	2/1	481.8	83.9893	0.5903	59.9443	17.5658	32.2519	107.5734
2072/M	2/1	568.3	77.4496	0.4759	52.1172	33.7913	71.8660	108.0369
2074/M	2/1	519.5	76.7774	0.5381	40.2000	24.7733	65.1089	53.1099
2075/M	2/1	498.8	90.3480	0.5694	61.5788	34.3764	65.2136	87.9293
2076/M	2/1	499.0	85.4475	0.6761	72.3890	36.6366	89.0454	83.7407
M e a n:		534.3	85.9249	0.5665	58.2924	34.0885	76.1151	96.0381
Standard deviation:		33.2	8.4960	0.0689	14.1915	4.9756	13.0710	24.9956
Number of observ. :		(25)	(25)	(25)	(25)	(25)	(25)	(25)
3051/M	3/1	507.0	90.1360	0.4793	10.9321	28.6334	74.6851	104.8521
3052/M	3/1	645.3	91.4543	0.5052	38.7822	29.5222	66.0003	93.4753
3053/M	3/1	504.8	90.3288	0.5373	53.4442	31.0020	73.0621	89.3415
3054/M	3/1	479.3	79.0620	0.5411	63.4547	32.5343	79.3516	115.4839
3056/M	3/1	458.2	74.2235	0.4705	52.6814	33.6698	75.2786	90.1928
3057/M	3/1	543.9	88.6998	0.6580	64.1616	35.2076	74.5723	95.9156
3058/M	3/1	539.7	80.9838	0.5635	58.0659	30.8453	77.8032	82.3209
3059/M	3/1	562.3	75.7204	0.6710	56.7080	30.3320	76.0230	88.4260
3060/M	3/1	498.4	80.2366	0.6096	54.8362	28.7216	78.0300	56.7198
3061/M	3/1	536.2	91.5401	0.7054	77.4665	33.4231	85.3287	64.6174
3062/M	3/1	562.2	87.4685	0.7213	57.1662	34.5900	81.7426	98.0265
3063/M	3/1	493.0	85.3944	0.5390	48.6428	36.6340	83.1406	122.5527
3064/M	3/1	496.7	88.4759	0.4581	53.7316	34.3529	90.9907	116.5633
3065/M	3/1	557.2	95.2129	0.5536	75.8595	29.6534	69.9930	83.8195
3066/M	3/1	443.3	78.1357	0.5455	62.9403	36.3730	75.9771	84.7623
3067/M	3/1	571.8	84.9767	0.4794	55.3036	34.3106	78.6751	114.5393
3068/M	3/1	498.1	81.4327	0.4475	61.3971	31.1395	73.7869	59.7506
3069/M	3/1	504.6	106.7134	0.5945	54.5771	29.0817	93.4171	75.9352
3070/M	3/1	488.9	95.9133	0.6778	56.3774	36.4289	74.2331	110.9044
3071/M	3/1	455.9	77.1392	0.3971	44.8680	34.0828	70.5877	72.3298
3072/M	3/1	554.0	87.7833	0.5281	72.2485	34.8741	76.1135	101.2011
3073/M	3/1	438.6	68.2194	0.3394	57.1548	38.0846	82.6732	128.9912
3074/M	3/1	450.6	93.0393	0.4961	40.6479	34.1189	82.7496	96.3187
3075/M	3/1	595.6	84.8941	0.6433	42.5849	29.5831	73.2998	69.8994
3076/M	3/1	494.0	85.5622	0.6167	48.9780	39.5832	85.0003	99.0899
M e a n:		515.2	85.7099	0.5511	54.5204	33.0713	78.1006	92.6412
Standard deviation:		50.9	8.1796	0.0966	13.3365	3.0960	6.3876	19.4598
Number of observ. :		(25)	(25)	(25)	(25)	(25)	(25)	(25)
4051/M[a]	4/1	510.5	89.9241	0.5106	58.2377	38.7911	81.3315	95.1128
4052/M	4/1	558.1	88.4559	0.5469	53.0276	32.0881	88.6464	134.4418
4053/M	4/1	610.9	82.6066	0.6773	70.3705	35.3358	80.5835	89.7030

[a]Testis and epididymal weights were collected post-fixation.

Summary Statistics for % Organ to Brain Weight
Study number: 004204

Animal No/sex	Group/ Subgroup	Terminal Body wt. (g)	Lungs	Pituitary gland	Prostate	Right Epididymis	Right Testis	Seminal vesicles
4054/M	4/1	427.7	74.6183	0.4799	47.6805	30.1517	86.5384	60.8125
4055/M	4/1	426.7	78.9674	0.5539	33.1775	26.9272	68.2708	80.7155
4056/M	4/1	531.8	91.2788	0.5323	85.2736	34.6890	71.9894	133.4971
4057/M	4/1	503.0	83.5713	0.5841	42.2923	36.5715	80.9904	133.2119
4058/M	4/1	465.2	69.8636	0.5890	49.2140	27.5721	72.4958	75.2866
4059/M	4/1	510.3	87.0442	0.6200	57.0054	33.5925	87.0674	94.3920
4060/M	4/1	495.7	94.4274	0.6972	67.4662	44.7662	96.3191	103.5688
4061/M	4/1	498.8	74.4704	0.6694	69.0096	33.3700	84.2274	113.0216
4062/M	4/1	544.8	88.9175	0.8194	60.9280	34.2167	85.4434	135.1625
4063/M	4/1	521.1	87.0534	0.5787	53.8381	25.8310	74.9773	71.6055
4064/M	4/1	543.3	90.6979	0.5193	59.0151	30.8446	81.8559	72.1347
4065/M	4/1	478.7	74.5944	0.5051	62.9375	27.3850	71.4009	78.6808
4066/M	4/1	549.6	90.4332	0.6049	43.9812	32.8091	72.9375	98.0597
4067/M	4/1	478.4	72.8958	0.4732	47.1761	28.3179	73.9605	56.1276
4068/M	4/1	501.0	84.7004	0.6070	60.2490	41.2555	93.9455	141.7484
4069/M	4/1	517.7	83.7324	0.5692	72.1221	31.2462	75.9891	106.8166
4070/M	4/1	489.3	86.5056	0.5268	54.0309	33.3301	82.1460	111.0005
4071/M	4/1	445.2	70.4125	0.5688	49.0847	34.4678	87.2473	100.3203
4072/M	4/1	583.8	119.7186	0.7151	77.3369	39.3859	83.2632	96.1348
4073/M	4/1	432.7	81.6170	0.5169	58.8265	37.7953	75.2505	96.2998
4074/M	4/1	460.9	85.2594	0.4933	68.5357	34.0188	73.7716	103.5753
4075/M	4/1	459.2	88.4606	0.5738	37.1046	34.9370	81.5556	95.5716
4076/M	4/1	491.7	89.0650	0.5623	48.4368	32.4560	73.8888	104.0134
	M e a n:	501.4	84.9728	0.5806	57.1676	33.5443	80.2343	99.2698
Standard deviation:		46.8	9.9178	0.0811	12.3942	4.5364	7.2372	23.1942
Number of observ. :		(26)	(26)	(26)	(26)	(26)	(26)	(26)

Summary Statistics for % Organ to Brain Weight
Study number: 004204

Animal No/sex	Group/ Subgroup	Terminal Body wt. (g)	Spleen	Testes
				M a l e A n i m a l s
1051/M[a]	1/1	521.7	41.5271	141.0348
1052/M[a]	1/1	596.5	36.0297	132.7532
1053/M	1/1	591.3	48.2610	156.7539
1054/M	1/1	528.4	40.5396	141.1235
1055/M	1/1	377.3	24.5603	169.4165
1056/M	1/1	491.8	36.9178	128.2706
1057/M	1/1	570.9	39.6771	159.6665
1058/M	1/1	539.0	65.0919	204.9756
1059/M	1/1	553.8	35.7506	148.9088
1060/M	1/1	517.0	26.8406	162.9790
1061/M	1/1	477.8	35.8582	150.2168
1062/M	1/1	539.6	34.1760	143.5979
1063/M	1/1	581.9	33.6045	189.0190
1064/M	1/1	526.2	40.0009	142.5050
1065/M	1/1	447.7	42.4679	145.6994
1066/M	1/1	501.5	42.6114	186.1848
1067/M	1/1	586.7	39.9855	158.6843
1068/M	1/1	578.7	40.3799	127.7976
1069/M	1/1	538.0	43.1115	174.9408
1070/M	1/1	599.2	39.6242	150.5810
1071/M	1/1	507.3	39.5140	141.4817
1072/M	1/1	494.3	36.1375	138.3930
1073/M	1/1	528.0	35.1496	154.4869
1074/M	1/1	547.0	60.6827	215.3972
1075/M	1/1	557.1	54.9598	150.2631
1076/M	1/1	513.6	33.8196	156.7302
M e a n:		531.2	40.2799	156.6100
Standard deviation:		49.8	8.9369	22.0804
Number of observ. :		(26)	(26)	(26)
2051/M[a]	2/1	552.3	44.1988	138.2773
2052/M[a]	2/1	597.1	43.5681	152.9933
2053/M	2/1	534.6	44.1213	157.8911
2054/M	2/1	538.7	39.4199	168.4875
2055/M	2/1	584.3	38.0132	158.1864
2056/M	2/1	518.1	38.1832	143.4120
2057/M	2/1	507.1	38.5347	174.3346
2058/M	2/1	555.9	43.8696	167.8777
2059/M	2/1	491.9	38.3156	157.6785
2060/M	2/1	504.3	33.5711	132.7382
2061/M	2/1	511.3	36.8901	150.7099
2062/M	2/1	537.1	35.8861	147.9686
2063/M	2/1	513.5	34.9404	136.6243
2064/M	2/1	552.7	51.7492	196.1770
2065/M	2/1	532.0	48.6166	180.6184

[a]Testis and epididymal weights were collected post-fixation.

Animal No/sex	Group/ Subgroup	Terminal Body wt. (g)	Spleen	Testes
2066/M	2/1	508.4	34.7133	144.9315
2067/M	2/1	534.9	31.4832	142.6196
2068/M	2/1	533.0	39.6089	156.4659
2069/M	2/1	602.0	42.4390	195.2934
2070/M	2/1	581.7	50.3200	141.5183
2071/M	2/1	481.8	38.2079	115.9340
2072/M	2/1	568.3	35.0621	145.9938
2074/M	2/1	519.5	32.7684	131.1584
2075/M	2/1	498.8	36.9090	135.4696
2076/M	2/1	499.0	29.4596	178.3509
	M e a n:	534.3	39.2340	154.0684
Standard deviation:		33.2	5.6997	19.9593
Number of observ. :		(25)	(25)	(25)
3051/M	3/1	507.0	34.2660	146.5218
3052/M	3/1	645.3	40.1585	129.4961
3053/M	3/1	504.8	31.4061	145.5547
3054/M	3/1	479.3	31.1245	159.4959
3056/M	3/1	458.2	29.0243	150.9775
3057/M	3/1	543.9	37.9941	146.2219
3058/M	3/1	539.7	44.0401	158.7727
3059/M	3/1	562.3	27.5997	146.4541
3060/M	3/1	498.4	35.6369	154.1856
3061/M	3/1	536.2	42.6913	175.2474
3062/M	3/1	562.2	36.1034	162.6267
3063/M	3/1	493.0	33.8707	164.0373
3064/M	3/1	496.7	40.3655	186.1233
3065/M	3/1	557.2	50.4024	141.2701
3066/M	3/1	443.3	33.6594	147.7731
3067/M	3/1	571.8	43.4979	160.2130
3068/M	3/1	498.1	33.4984	147.6606
3069/M	3/1	504.6	38.0667	184.6013
3070/M	3/1	488.9	40.7431	146.7544
3071/M	3/1	455.9	32.5541	138.4108
3072/M	3/1	554.0	41.5759	153.8954
3073/M	3/1	438.6	22.8684	166.9875
3074/M	3/1	450.6	70.9962	162.0957
3075/M	3/1	595.6	39.0104	147.2574
3076/M	3/1	494.0	42.3833	165.7532
	M e a n:	515.2	38.1415	155.5355
Standard deviation:		50.9	9.1264	13.5957
Number of observ. :		(25)	(25)	(25)
4051/M[a]	4/1	510.5	31.8810	155.8403
4052/M	4/1	558.1	33.6361	179.1777
4053/M	4/1	610.9	39.4705	160.4808

[a]Testis and epididymal weights were collected post-fixation.

Summary Statistics for % Organ to Brain Weight
Study number: 004204

Animal No/sex	Group/ Subgroup	Terminal Body wt. (g)	Spleen	Testes
4054/M	4/1	427.7	34.1800	169.5623
4055/M	4/1	426.7	36.3992	135.9978
4056/M	4/1	531.8	33.7473	144.4657
4057/M	4/1	503.0	46.7802	162.3902
4058/M	4/1	465.2	28.4828	146.6135
4059/M	4/1	510.3	34.9852	174.4494
4060/M	4/1	495.7	48.6422	194.2177
4061/M	4/1	498.8	33.1408	167.8725
4062/M	4/1	544.8	43.2110	167.1177
4063/M	4/1	521.1	32.8567	149.6389
4064/M	4/1	543.3	32.8626	160.1084
4065/M	4/1	478.7	36.4861	142.5620
4066/M	4/1	549.6	43.0180	145.3260
4067/M	4/1	478.4	28.6246	147.8552
4068/M	4/1	501.0	44.2957	183.1959
4069/M	4/1	517.7	30.6864	154.7114
4070/M	4/1	489.3	35.3407	165.5969
4071/M	4/1	445.2	31.0071	175.7564
4072/M	4/1	583.8	52.4117	164.1288
4073/M	4/1	432.7	30.0322	155.4165
4074/M	4/1	460.9	44.7885	170.9436
4075/M	4/1	459.2	31.1118	163.6408
4076/M	4/1	491.7	40.7978	150.2739
	M e a n:	501.4	36.8799	161.0516
Standard deviation:		46.8	6.6088	13.8970
Number of observ. :		(26)	(26)	(26)

Summary Statistics for % Organ to Brain Weight
Study number: 004204

Animal No/sex	Group/ Subgroup	Terminal Body wt. (g)	Adrenal Glands	Brain	Kidneys	Left Ovary	Liver	Lungs
				Female Animals				
1551/F	1/1	318.6	4.9257	100.0000	151.9852	3.4127	878.8228	80.1480
1552/F	1/1	331.1	4.0259	100.0000	153.6828	2.3939	907.6522	78.2437
1553/F	1/1	356.2	5.1708	100.0000	144.6517	2.4536	829.1697	87.3974
1554/F	1/1	314.5	3.4558	100.0000	141.3783	2.7424	799.7521	70.3501
1556/F	1/1	379.4	4.5440	100.0000	147.4561	2.2556	812.8066	74.2978
1557/F	1/1	343.0	3.8786	100.0000	142.1379	2.3272	767.7806	68.6052
1558/F	1/1	333.3	4.1977	100.0000	127.2196	2.9707	722.0994	78.6494
1559/F	1/1	351.0	3.6564	100.0000	143.8717	3.0327	917.2611	75.7884
1560/F	1/1	304.0	3.4649	100.0000	129.6934	3.7169	662.5945	78.3757
1561/F	1/1	384.9	3.9277	100.0000	159.7704	3.5809	793.5174	79.0572
1562/F	1/1	344.2	3.1855	100.0000	140.7612	1.8210	813.1786	77.6422
1563/F	1/1	295.2	3.4311	100.0000	143.7562	2.4133	801.9099	77.2135
1564/F	1/1	330.5	4.1836	100.0000	130.4361	3.7120	830.1421	77.3834
1565/F	1/1	337.7	3.0874	100.0000	140.8198	2.2686	764.2280	79.4914
1566/F	1/1	329.7	4.0870	100.0000	126.4085	2.7097	833.9139	74.6444
1567/F	1/1	302.8	3.4784	100.0000	122.9114	2.4429	708.3493	70.9661
1568/F	1/1	339.0	4.8709	100.0000	139.4579	2.3127	741.5693	72.7733
1569/F	1/1	307.5	2.6471	100.0000	113.0783	2.3562	586.0250	68.0244
1570/F	1/1	340.5	3.4254	100.0000	128.3971	2.5218	756.3257	83.1047
1571/F	1/1	362.8	4.2791	100.0000	166.7772	3.4969	926.0479	104.2325
1572/F	1/1	337.9	3.8030	100.0000	160.6443	4.2378	845.8828	82.8863
1573/F	1/1	362.8	3.9011	100.0000	135.5966	3.4427	835.4105	68.6291
1574/F	1/1	311.4	4.0165	100.0000	141.6861	2.4693	737.5053	79.6153
1575/F	1/1	274.0	4.5554	100.0000	134.0229	2.0229	692.8867	72.8459
1576/F	1/1	319.2	3.5906	100.0000	131.7938	2.0117	732.0792	71.9148
Mean:		332.4	3.9116	100.0000	139.9358	2.7650	787.8764	77.2912
Standard deviation:		26.1	0.6036	0.0000	12.5858	0.6409	80.9277	7.4456
Number of observ. :		(25)	(25)	(25)	(25)	(25)	(25)	(25)
2551/F	2/1	312.6	4.3221	100.0000	148.4526	2.6697	835.0504	84.4825
2552/F	2/1	338.7	3.1134	100.0000	131.8992	3.0394	717.5409	76.3458
2554/F	2/1	307.8	4.3499	100.0000	143.3260	2.1043	691.5516	72.7125
2555/F	2/1	294.9	4.6485	100.0000	150.9058	3.0819	786.5559	84.6303
2556/F	2/1	311.6	4.2886	100.0000	146.8875	3.4052	733.7596	79.4299
2557/F	2/1	271.7	3.4019	100.0000	125.9920	2.7290	626.7665	68.9079
2558/F	2/1	330.7	3.3764	100.0000	132.3189	2.8487	737.5705	69.8996
2560/F	2/1	300.7	3.5071	100.0000	134.8909	3.4011	764.1079	77.2886
2561/F	2/1	356.3	4.2527	100.0000	133.8967	2.2136	798.2651	76.9917
2562/F	2/1	277.5	4.7489	100.0000	131.4838	2.0157	728.3672	69.4309
2563/F	2/1	329.8	3.5856	100.0000	144.9111	2.2956	741.1935	78.7557
2564/F	2/1	322.0	3.0167	100.0000	123.3477	2.9874	635.0776	70.7849
2565/F	2/1	323.4	3.7666	100.0000	131.8294	3.2378	741.7494	79.7271
2566/F	2/1	307.8	3.7291	100.0000	133.6563	3.4044	741.1565	81.7577
2567/F	2/1	345.6	3.9664	100.0000	150.2017	3.1400	874.7874	83.5707
2568/F	2/1	322.8	4.1639	100.0000	144.2345	3.9614	841.7787	73.7137

Summary Statistics for % Organ to Brain Weight
Study number: 004204

Animal No/sex	Group/ Subgroup	Terminal Body wt. (g)	Adrenal Glands	Brain	Kidneys	Left Ovary	Liver	Lungs
2569/F	2/1	326.1	3.8429	100.0000	135.9485	2.5653	789.6841	77.9608
2570/F	2/1	349.5	3.2859	100.0000	141.2957	2.7808	846.7115	82.6173
2571/F	2/1	353.4	4.3470	100.0000	137.9182	2.9059	771.4894	80.4385
2572/F	2/1	326.2	3.8243	100.0000	142.6799	2.7393	732.0051	73.5756
2573/F	2/1	298.9	4.7977	100.0000	139.8430	3.6528	727.1999	84.9090
2574/F	2/1	296.3	3.8917	100.0000	130.1928	2.8285	748.0237	68.7440
2575/F	2/1	259.4	4.6483	100.0000	125.6605	2.2183	617.3505	67.8576
2576/F	2/1	366.2	3.2122	100.0000	137.5291	2.1810	899.2493	82.1193
M e a n:		317.9	3.9203	100.0000	137.4709	2.8503	755.2913	76.9438
Standard deviation:		27.1	0.5376	0.0000	7.8576	0.5151	72.3830	5.6507
Number of observ. :		(24)	(24)	(24)	(24)	(24)	(24)	(24)
3551/F	3/1	291.4	3.9578	100.0000	132.6870	2.9534	660.7616	73.1348
3552/F	3/1	295.8	4.2364	100.0000	135.0640	2.7653	684.0656	66.2302
3553/F	3/1	301.4	2.9675	100.0000	146.5748	3.2516	782.8055	76.1602
3554/F	3/1	302.6	4.1219	100.0000	123.7847	2.5775	758.6996	68.1284
3555/F	3/1	329.7	3.1683	100.0000	138.7843	2.8242	784.8568	71.4647
3556/F	3/1	301.7	3.7285	100.0000	135.7531	3.3277	644.3030	73.1316
3557/F	3/1	292.6	4.2628	100.0000	130.4609	2.7230	680.5609	74.5313
3558/F	3/1	320.7	4.0087	100.0000	148.3781	2.9274	796.9619	74.1284
3559/F	3/1	295.4	3.7143	100.0000	119.4112	2.9389	645.1497	65.9044
3560/F	3/1	348.5	3.2034	100.0000	177.8922	2.9544	837.3588	72.1653
3561/F	3/1	310.3	3.9758	100.0000	136.4824	2.7909	665.6346	75.5766
3562/F	3/1	305.0	3.8336	100.0000	128.4685	3.0541	814.0568	70.1253
3563/F	3/1	296.4	3.6726	100.0000	125.9645	2.3649	780.5363	76.7437
3564/F	3/1	353.9	4.6140	100.0000	155.7862	2.9516	842.6460	87.3675
3565/F	3/1	319.8	4.2497	100.0000	131.8931	3.2839	716.8972	74.0088
3566/F	3/1	345.3	4.7851	100.0000	147.6493	2.8799	981.9377	82.1986
3567/F	3/1	352.3	3.7360	100.0000	139.6336	3.9854	732.0081	73.7183
3568/F	3/1	284.6	3.4654	100.0000	132.5938	2.7205	661.5003	67.4168
3569/F	3/1	266.3	3.7783	100.0000	107.8730	2.2104	566.9928	69.4668
3570/F	3/1	357.3	3.9686	100.0000	143.3479	3.6065	851.7027	80.4990
3571/F	3/1	315.9	5.5277	100.0000	136.7476	3.1054	857.5229	75.5758
3572/F	3/1	329.8	3.5857	100.0000	147.1061	2.0986	818.6797	77.4600
3573/F	3/1	346.4	3.6031	100.0000	139.2599	2.1814	833.0084	85.5156
3574/F	3/1	316.2	4.4778	100.0000	127.9317	3.4915	765.7116	78.7433
3575/F	3/1	330.1	4.3506	100.0000	138.5666	2.6529	705.8157	75.1039
3576/F	3/1	321.7	4.2506	100.0000	141.4102	2.8780	826.0018	76.3339
M e a n:		316.6	3.9709	100.0000	137.2887	2.9038	757.5452	74.6474
Standard deviation:		24.1	0.5419	0.0000	13.0518	0.4356	91.3858	5.3633
Number of observ. :		(26)	(26)	(26)	(26)	(26)	(26)	(26)
4551/F	4/1	254.4	5.2817	100.0000	135.5851	3.5645	629.9188	68.6891
4554/F	4/1	336.4	4.4337	100.0000	156.4335	3.7362	810.5453	87.9329
4555/F	4/1	331.9	4.1285	100.0000	151.2666	3.0829	886.1216	75.2399
4556/F	4/1	289.2	5.3784	100.0000	152.5676	3.9652	751.2838	70.9753

Summary Statistics for % Organ to Brain Weight
Study number: 004204

Appendix X - Terminal Sacrifice

Animal No/sex	Group/ Subgroup	Terminal Body wt. (g)	Adrenal Glands	Brain	Kidneys	Left Ovary	Liver	Lungs
4557/F	4/1	311.8	4.2886	100.0000	140.9905	3.3434	684.2032	69.4067
4558/F	4/1	323.5	4.4456	100.0000	159.0345	3.2889	756.7514	73.7239
4559/F	4/1	286.2	4.2866	100.0000	132.2180	2.9755	824.9901	76.1728
4560/F	4/1	315.0	3.8284	100.0000	143.8939	1.5988	724.8098	63.9988
4561/F	4/1	303.5	3.7781	100.0000	150.1876	2.9636	766.4952	67.4330
4563/F	4/1	303.1	3.5978	100.0000	142.8020	2.4744	695.8084	73.5636
4564/F	4/1	332.6	3.8356	100.0000	156.8198	2.5678	846.7204	91.0395
4565/F	4/1	376.0	4.1274	100.0000	157.4549	1.8945	917.0461	81.9728
4566/F	4/1	317.0	3.6065	100.0000	133.2679	2.9329	722.2800	71.6391
4567/F	4/1	331.9	3.7752	100.0000	151.0805	2.6973	822.6668	73.5019
4568/F	4/1	314.0	3.3945	100.0000	148.7770	4.1718	773.0618	74.8756
4569/F	4/1	283.0	4.1572	100.0000	131.6201	2.9475	734.1821	70.9630
4570/F	4/1	314.4	4.5403	100.0000	146.1372	3.8629	697.4559	80.7995
4571/F	4/1	295.0	3.6372	100.0000	150.0000	2.3799	820.5041	83.0377
4572/F	4/1	377.3	4.1375	100.0000	129.2789	2.7462	720.1267	68.0579
4573/F	4/1	345.6	5.0887	100.0000	148.7091	2.7811	864.6133	78.2346
4574/F	4/1	305.8	4.3064	100.0000	151.0407	3.0145	696.8985	68.6968
4575/F	4/1	281.5	2.6746	100.0000	136.2767	2.3243	730.7552	73.6599
4576/F	4/1	313.8	4.0153	100.0000	142.7937	3.9378	808.0151	75.3398
M e a n:		314.9	4.1193	100.0000	145.5755	3.0110	768.9241	74.7371
Standard deviation:		28.6	0.6084	0.0000	9.0077	0.6639	72.1826	6.6424
Number of observ. :		(23)	(23)	(23)	(23)	(23)	(23)	(23)

Summary Statistics for % Organ to Brain Weight
Study number: 004204

Animal No/sex	Group/ Subgroup	Terminal Body wt. (g)	Ovaries	Pituitary gland	Right Ovary	Spleen	Uterus
				Female Animals			
1551/F	1/1	318.6	5.6105	0.6847	2.2475	33.4364	32.0117
1552/F	1/1	331.1	5.2580	0.6431	2.9397	28.5004	28.7652
1553/F	1/1	356.2	5.6271	0.9024	2.9251	34.4013	29.5093
1554/F	1/1	314.5	5.8844	0.7994	3.2332	27.1504	36.0555
1556/F	1/1	379.4	4.5768	0.7597	2.5932	32.1829	70.5416
1557/F	1/1	343.0	5.0105	0.6147	2.7321	26.3941	36.2492
1558/F	1/1	333.3	5.2749	0.7439	2.5167	31.6539	27.8331
1559/F	1/1	351.0	6.2264	0.7997	3.1736	34.7030	25.5143
1560/F	1/1	304.0	7.4759	0.6877	3.7957	30.1187	37.4003
1561/F	1/1	384.9	6.5950	0.6497	3.1803	34.8608	31.4998
1562/F	1/1	344.2	5.6763	0.7046	2.9771	30.0933	20.5716
1563/F	1/1	295.2	5.0728	0.7606	2.7690	31.4655	25.9111
1564/F	1/1	330.5	6.6937	0.5426	3.1288	35.9179	33.2302
1565/F	1/1	337.7	5.1055	0.8381	2.8514	24.8772	24.1547
1566/F	1/1	329.7	5.3995	1.0929	2.6648	30.1362	50.9706
1567/F	1/1	302.8	4.9311	0.6937	2.5837	29.7979	46.1044
1568/F	1/1	339.0	5.1949	0.6481	2.8430	37.5135	25.0368
1569/F	1/1	307.5	4.6838	0.7727	2.2942	28.9135	40.7946
1570/F	1/1	340.5	5.0388	0.8138	2.5170	27.8530	33.7197
1571/F	1/1	362.8	7.2061	0.8082	3.7404	43.0192	42.7447
1572/F	1/1	337.9	9.1095	0.3562	4.8717	37.1713	26.1079
1573/F	1/1	362.8	5.3956	0.8881	2.0054	31.5141	20.6847
1574/F	1/1	311.4	5.8234	0.7948	3.3913	32.8688	29.7796
1575/F	1/1	274.0	4.4586	0.7949	2.4561	31.8217	50.5834
1576/F	1/1	319.2	5.1006	0.4525	2.9758	27.4802	33.1661
Mean:		332.4	5.6972	0.7299	2.9363	31.7538	34.3576
Standard deviation:		26.1	1.0495	0.1479	0.5888	4.0710	11.2448
Number of observ. :		(25)	(25)	(25)	(25)	(25)	(25)
2551/F	2/1	312.6	5.7377	0.8720	3.0411	34.5874	26.0724
2552/F	2/1	338.7	5.9999	0.8092	3.2713	32.6491	26.7726
2554/F	2/1	307.8	4.6011	0.6124	2.4969	22.9010	47.2100
2555/F	2/1	294.9	5.7195	0.8659	2.7344	30.9103	53.0819
2556/F	2/1	311.6	6.6513	0.8475	3.2922	27.0981	36.7232
2557/F	2/1	271.7	5.3084	0.6569	2.7290	27.0868	27.4286
2558/F	2/1	330.7	5.4975	0.8607	2.7769	33.4717	52.9665
2560/F	2/1	300.7	7.3956	0.7629	3.9839	27.8926	26.4993
2561/F	2/1	356.3	5.0653	0.5933	2.8866	33.0492	22.6443
2562/F	2/1	277.5	4.0204	0.7778	2.0759	31.0730	22.3147
2563/F	2/1	329.8	4.9924	0.6044	2.7070	30.5587	27.4911
2564/F	2/1	322.0	5.6282	0.8152	2.6604	24.6363	55.8284
2565/F	2/1	323.4	6.7526	0.7201	3.5450	30.6712	27.8161
2566/F	2/1	307.8	6.4683	0.7333	3.1582	28.2041	37.5897
2567/F	2/1	345.6	5.9252	0.8798	2.7560	33.0141	26.3355
2568/F	2/1	322.8	6.7027	0.6801	2.7569	31.0057	21.2450

Summary Statistics for % Organ to Brain Weight
Study number: 004204

Animal No/sex	Group/ Subgroup	Terminal Body wt. (g)	Pituitary gland Ovaries		Right Ovary	Spleen	Uterus
2569/F	2/1	326.1	5.6296	0.6987	3.2190	28.6969	27.9982
2570/F	2/1	349.5	5.6762	0.8697	2.9475	32.3127	29.7714
2571/F	2/1	353.4	5.6464	0.8694	2.8397	34.6390	27.8208
2572/F	2/1	326.2	5.5272	0.7931	2.8220	29.1344	59.1057
2573/F	2/1	298.9	7.6437	0.7088	4.0126	37.0516	42.9452
2574/F	2/1	296.3	4.2224	0.6613	2.8590	29.1194	35.2750
2575/F	2/1	259.4	4.7431	0.6967	2.5081	24.8077	25.8723
2576/F	2/1	366.2	4.5522	0.6985	2.2998	30.5536	23.1314
	M e a n:	317.9	5.6711	0.7536	2.9325	30.2135	33.7475
Standard deviation:		27.1	0.9318	0.0939	0.4597	3.4388	11.7286
Number of observ. :		(24)	(24)	(24)	(24)	(24)	(24)
3551/F	3/1	291.4	5.6319	0.8096	2.6785	32.6620	26.4355
3552/F	3/1	295.8	5.7884	0.7684	3.0130	31.6668	38.2792
3553/F	3/1	301.4	5.7824	0.8366	2.6202	39.1771	58.1185
3554/F	3/1	302.6	5.0435	0.7596	2.5623	30.7424	25.3646
3555/F	3/1	329.7	5.1372	0.9920	2.3585	26.1767	27.8166
3556/F	3/1	301.7	6.7651	0.7578	3.4924	32.8702	45.3627
3557/F	3/1	292.6	5.0732	0.7186	2.4961	29.4019	25.5876
3558/F	3/1	320.7	6.2609	0.8756	3.2755	29.3106	37.5653
3559/F	3/1	295.4	6.3124	0.7014	3.4674	27.4721	27.9018
3560/F	3/1	348.5	5.7700	0.7518	2.9496	32.5848	36.1952
3561/F	3/1	310.3	6.4139	0.8373	3.6598	29.9421	36.0558
3562/F	3/1	305.0	5.9799	0.6118	3.1676	31.9222	38.5929
3563/F	3/1	296.4	4.8496	0.5612	2.5392	26.8145	31.6641
3564/F	3/1	353.9	6.5402	0.8213	3.7131	36.5338	28.5053
3565/F	3/1	319.8	6.4203	0.6507	3.1568	28.6448	30.4900
3566/F	3/1	345.3	5.3611	0.6646	2.4418	31.4528	43.5731
3567/F	3/1	352.3	6.4218	0.6187	2.4987	31.9553	24.7806
3568/F	3/1	284.6	5.2139	0.7818	2.6043	25.6524	47.6334
3569/F	3/1	266.3	4.5407	0.6329	2.3399	34.0190	35.6300
3570/F	3/1	357.3	6.8105	0.7947	3.2041	36.6481	25.5017
3571/F	3/1	315.9	6.4903	0.9834	3.4574	32.7519	28.8701
3572/F	3/1	329.8	4.3836	0.6581	1.8757	30.6234	46.2045
3573/F	3/1	346.4	5.7178	0.9239	3.5569	26.0432	31.0578
3574/F	3/1	316.2	7.3587	0.8559	3.8829	32.1539	33.6047
3575/F	3/1	330.1	5.5237	0.9355	2.9103	33.1964	53.4251
3576/F	3/1	321.7	7.3057	0.7306	4.5384	33.6507	33.5621
	M e a n:	316.6	5.8806	0.7705	3.0177	31.3103	35.2992
Standard deviation:		24.1	0.7961	0.1159	0.5993	3.3592	9.0621
Number of observ. :		(26)	(26)	(26)	(26)	(26)	(26)
4551/F	4/1	254.4	7.5731	0.5850	3.9816	27.1831	56.2351
4554/F	4/1	336.4	7.0383	0.7268	3.0582	39.9522	29.6361
4555/F	4/1	331.9	5.6322	0.7815	2.5763	24.9111	35.6796
4556/F	4/1	289.2	7.1902	0.6315	3.3958	25.2097	49.2805

Summary Statistics for % Organ to Brain Weight
Study number: 004204

Animal No/sex	Group/ Subgroup	Terminal Body wt. (g)	Ovaries	Pituitary gland	Right Ovary	Spleen	Uterus
4557/F	4/1	311.8	6.4505	0.7843	3.1373	32.2976	26.0432
4558/F	4/1	323.5	6.0096	0.8599	2.7408	30.5507	61.5992
4559/F	4/1	286.2	5.9055	0.7866	2.8045	30.0918	24.0381
4560/F	4/1	315.0	3.9295	0.7368	2.3885	24.2993	27.8195
4561/F	4/1	303.5	6.2219	0.8199	3.4941	29.5927	37.3848
4563/F	4/1	303.1	5.8989	0.9353	3.3949	29.7669	37.6058
4564/F	4/1	332.6	6.4518	0.8165	3.9108	26.4088	25.4257
4565/F	4/1	376.0	5.0940	0.7395	3.2720	31.6128	28.9643
4566/F	4/1	317.0	5.5945	0.7859	2.8207	28.7679	27.3365
4567/F	4/1	331.9	5.7165	0.7510	3.2133	29.7522	26.6871
4568/F	4/1	314.0	7.6130	0.6582	3.3841	32.5560	22.2222
4569/F	4/1	283.0	7.2632	0.7078	4.2945	26.3430	53.3886
4570/F	4/1	314.4	7.6326	0.8584	3.8008	29.5687	39.8025
4571/F	4/1	295.0	6.7636	0.7128	4.3949	29.7710	38.1679
4572/F	4/1	377.3	5.3730	0.6749	2.6476	29.3464	38.1093
4573/F	4/1	345.6	6.0506	0.8074	3.2695	39.4886	33.6822
4574/F	4/1	305.8	4.8395	0.7280	1.8405	29.1295	21.7574
4575/F	4/1	281.5	4.8543	0.6784	2.5856	28.6699	28.3863
4576/F	4/1	313.8	7.6378	0.8113	3.7104	27.4715	40.0238
	M e a n:	314.9	6.2058	0.7556	3.2225	29.6844	35.1859
Standard deviation:		28.6	1.0256	0.0808	0.6279	3.8639	11.0812
Number of observ. :		(23)	(23)	(23)	(23)	(23)	(23)

	Individual Pup Organ Weights Preface	Appendix Y

Table of Contents

Organ Weights and Organ/Body Weight Ratios 493
Organ Weights and Organ/Brain Weight Ratios 503

APPENDIX Y - F1 GENERATION

GASOLINE ETBE VAPOR CONDENSATE: A ONE-GENERATION WHOLE-BODY
INHALATION REPRODUCTION TOXICITY STUDY IN RATS

INDIVIDUAL PUP ORGAN WEIGHTS (GRAMS) AND ORGAN/BODY WEIGHT RATIOS (%)

GROUP I 0 MG/M3

Animal Number	Pup No.	Sex	Final Body Weight	BRAIN Weight	BRAIN Ratio	SPLEEN Weight	SPLEEN Ratio	THYMUS Weight	THYMUS Ratio
1551	3	M	63.2	1.395	2.207	0.304	0.481	0.293	0.463
	14	F	50.8	1.333	2.623	0.247	0.486	0.254	0.501
1552	3	M	56.4	1.471	2.608	0.231	0.409	0.249	0.441
	11	F	46.9	1.310	2.793	0.226	0.481	0.241	0.514
1553	5	M	71.0	1.541	2.171	0.335	0.471	0.335	0.472
	8	F	62.4	1.409	2.258	0.267	0.428	0.308	0.494
1557	7	M	92.7	1.679	1.811	0.273	0.295	0.509	0.549
	12	F	80.5	1.503	1.868	0.259	0.322	0.354	0.440
1558	2	M	88.4	1.668	1.887	0.333	0.377	0.417	0.471
	13	F	70.0	1.052	1.503	0.236	0.338	0.532	0.760
1559	2	M	83.9	1.590	1.895	0.351	0.418	0.446	0.531
	10	F	88.1	1.679	1.906	0.330	0.375	0.421	0.478
1561	8	M	87.1	1.660	1.906	0.370	0.425	0.373	0.429
	12	F	71.2	1.496	2.101	0.360	0.505	0.444	0.623
1562	6	M	60.6	1.520	2.507	0.243	0.401	0.266	0.440
	15	F	58.2	1.452	2.494	0.260	0.447	0.286	0.492
1564	6	M	83.8	1.586	1.892	0.383	0.457	0.381	0.455
	8	F	69.2	1.466	2.118	0.335	0.484	0.329	0.476
1567	4	M	70.2	1.465	2.087	0.288	0.410	0.371	0.529
	8	F	68.9	1.502	2.180	0.244	0.355	0.308	0.447
1570	6	M	78.3	1.673	2.136	0.323	0.413	0.328	0.419
	9	F	72.0	1.565	2.173	0.308	0.428	0.378	0.525
1571	3	M	82.6	1.515	1.835	0.399	0.483	0.254	0.307

APPENDIX Y - F1 GENERATION

GASOLINE ETBE VAPOR CONDENSATE: A ONE-GENERATION WHOLE-BODY
INHALATION REPRODUCTION TOXICITY STUDY IN RATS

INDIVIDUAL PUP ORGAN WEIGHTS (GRAMS) AND ORGAN/BODY WEIGHT RATIOS (%)

GROUP I 0 MG/M3

Animal Number	Pup No.	Sex	Final Body Weight	BRAIN Weight	BRAIN Ratio	SPLEEN Weight	SPLEEN Ratio	THYMUS Weight	THYMUS Ratio
1571	(continued)								
	12	F	73.8	1.484	2.011	0.428	0.580	0.342	0.464
1573	6	M	86.8	1.560	1.797	0.292	0.336	0.346	0.399
	7	F	77.5	1.499	1.934	0.276	0.356	0.311	0.402

APPENDIX Y - F1 GENERATION

GASOLINE ETBE VAPOR CONDENSATE: A ONE-GENERATION WHOLE-BODY
INHALATION REPRODUCTION TOXICITY STUDY IN RATS

INDIVIDUAL PUP ORGAN WEIGHTS (GRAMS) AND ORGAN/BODY WEIGHT RATIOS (%)

GROUP II 2000 MG/M3

Animal Number	Pup No.	Sex	Final Body Weight	BRAIN Weight	BRAIN Ratio	SPLEEN Weight	SPLEEN Ratio	THYMUS Weight	THYMUS Ratio
2551	4	M	86.3	1.626	1.884	0.398	0.461	0.381	0.441
	8	F	75.1	1.536	2.046	0.312	0.415	0.398	0.530
2552	3	M	82.9	1.537	1.854	0.279	0.337	0.357	0.431
	11	F	80.1	1.554	1.940	0.214	0.267	0.309	0.386
2554	4	M	62.6	1.425	2.277	0.267	0.427	0.217	0.346
	10	F	79.0	1.603	2.029	0.372	0.471	0.341	0.432
2555	4	M	86.3	1.671	1.936	0.315	0.365	0.358	0.415
	11	F	81.9	1.483	1.810	0.354	0.432	0.385	0.470
2556	11	M	91.1	1.590	1.745	0.341	0.374	0.373	0.410
	12	F	77.3	1.522	1.969	0.264	0.342	0.366	0.474
2557	5	M	79.0	1.541	1.951	0.298	0.377	0.322	0.408
	7	F	70.7	1.487	2.103	0.235	0.333	0.319	0.451
2558	3	M	83.3	1.602	1.923	0.362	0.435	0.371	0.446
	7	F	65.8	1.454	2.209	0.238	0.362	0.355	0.539
2560	7	M	86.2	1.571	1.823	0.281	0.326	0.345	0.400
	10	F	80.4	1.515	1.884	0.311	0.387	0.312	0.388
2561	5	M	86.1	1.622	1.884	0.357	0.414	0.312	0.362
	13	F	79.9	1.502	1.880	0.296	0.370	0.308	0.385
2562	3	M	69.8	1.517	2.173	0.256	0.367	0.354	0.506
	10	F	64.3	1.410	2.193	0.266	0.413	0.320	0.498
2563	5	M	78.9	1.562	1.980	0.277	0.351	0.309	0.392
	12	F	65.3	1.489	2.280	0.224	0.343	0.251	0.384
2564	7	M	82.6	1.560	1.889	0.382	0.462	0.352	0.427

APPENDIX Y - F1 GENERATION

GASOLINE ETBE VAPOR CONDENSATE: A ONE-GENERATION WHOLE-BODY
INHALATION REPRODUCTION TOXICITY STUDY IN RATS

INDIVIDUAL PUP ORGAN WEIGHTS (GRAMS) AND ORGAN/BODY WEIGHT RATIOS (%)

GROUP II 2000 MG/M3

Animal Number	Pup No.	Sex	Final Body Weight	BRAIN Weight	BRAIN Ratio	SPLEEN Weight	SPLEEN Ratio	THYMUS Weight	THYMUS Ratio
2564	(continued)								
	9	F	76.9	1.528	1.987	0.442	0.574	0.305	0.397
2565	6	M	92.3	1.645	1.782	0.478	0.517	0.357	0.387
	12	F	81.5	1.562	1.917	0.286	0.351	0.429	0.526
2566	6	M	76.0	1.595	2.099	0.343	0.452	0.333	0.439
	9	F	69.8	1.484	2.125	0.292	0.418	0.338	0.485
2567	3	M	84.5	1.593	1.885	0.269	0.318	0.347	0.411
	11	F	81.8	1.577	1.927	0.273	0.333	0.366	0.447
2568	8	M	84.7	1.550	1.830	0.377	0.446	0.372	0.439
	13	F	76.7	1.467	1.913	0.356	0.464	0.349	0.455
2569	4	M	74.9	1.627	2.172	0.326	0.436	0.301	0.402
	13	F	78.0	1.531	1.963	0.330	0.423	0.303	0.389
2570	5	M	77.3	1.481	1.916	0.311	0.402	0.268	0.346
	10	F	69.2	1.462	2.113	0.245	0.354	0.288	0.416
2571	2	M	77.3	1.612	2.085	0.329	0.426	0.358	0.463
	12	F	86.4	1.591	1.842	0.299	0.345	0.414	0.479
2572	2	M	76.6	1.560	2.036	0.367	0.480	0.289	0.377
	9	F	73.1	1.512	2.069	0.317	0.433	0.282	0.386
2573	8	M	71.3	1.532	2.149	0.424	0.595	0.257	0.360
	15	F	68.4	1.488	2.176	0.358	0.524	0.368	0.537
2574	4	M	64.8	1.590	2.453	0.307	0.474	0.296	0.456
	14	F	55.1	1.542	2.798	0.314	0.570	0.256	0.465
2575	1	M	55.4	1.398	2.523	0.216	0.390	0.189	0.340
	13	F	55.3	1.309	2.368	0.215	0.389	0.205	0.371

APPENDIX Y - F1 GENERATION

GASOLINE ETBE VAPOR CONDENSATE: A ONE-GENERATION WHOLE-BODY
INHALATION REPRODUCTION TOXICITY STUDY IN RATS

INDIVIDUAL PUP ORGAN WEIGHTS (GRAMS) AND ORGAN/BODY WEIGHT RATIOS (%)

GROUP II 2000 MG/M3

Animal Number	Pup No.	Sex	Final Body Weight	BRAIN Weight	BRAIN Ratio	SPLEEN Weight	SPLEEN Ratio	THYMUS Weight	THYMUS Ratio
2576	1	M	86.6	1.577	1.822	0.423	0.489	0.335	0.387
	12	F	78.7	1.566	1.989	0.329	0.418	0.361	0.458

APPENDIX Y - F1 GENERATION

GASOLINE ETBE VAPOR CONDENSATE: A ONE-GENERATION WHOLE-BODY
INHALATION REPRODUCTION TOXICITY STUDY IN RATS

INDIVIDUAL PUP ORGAN WEIGHTS (GRAMS) AND ORGAN/BODY WEIGHT RATIOS (%)

GROUP III 10000 MG/M3

Animal Number	Pup No.	Sex	Final Body Weight	BRAIN Weight	BRAIN Ratio	SPLEEN Weight	SPLEEN Ratio	THYMUS Weight	THYMUS Ratio
3551	8	M	76.5	1.570	2.052	0.321	0.419	0.356	0.465
	11	F	71.2	1.551	2.178	0.230	0.323	0.310	0.435
3552	1	M	92.0	1.679	1.825	0.368	0.400	0.370	0.402
	10	F	75.8	1.540	2.032	0.270	0.356	0.361	0.476
3553	5	M	87.6	1.637	1.869	0.348	0.397	0.370	0.422
	6	F	77.8	1.470	1.889	0.260	0.335	0.373	0.479
3554	7	M	74.2	1.558	2.100	0.380	0.512	0.384	0.518
	12	F	70.0	1.527	2.182	0.339	0.485	0.306	0.437
3555	2	M	86.6	1.579	1.823	0.311	0.359	0.367	0.423
	7	F	78.4	1.546	1.972	0.240	0.306	0.401	0.512
3556	2	M	84.1	1.601	1.904	0.338	0.402	0.403	0.480
	3	F	81.3	1.489	1.831	0.311	0.382	0.359	0.442
3557	8	M	85.0	1.579	1.857	0.326	0.383	0.365	0.430
	12	F	61.7	1.334	2.162	0.233	0.377	0.222	0.359
3558	7	M	75.4	1.593	2.113	0.294	0.389	0.289	0.383
	12	F	67.0	1.499	2.238	0.259	0.386	0.390	0.582
3559	8	M	67.9	1.621	2.387	0.268	0.395	0.258	0.380
	9	F	66.9	1.552	2.320	0.290	0.434	0.295	0.441
3560	5	M	88.8	1.624	1.829	0.356	0.401	0.313	0.352
	11	F	78.5	1.519	1.935	0.371	0.473	0.313	0.398
3561	2	M	78.4	1.644	2.097	0.294	0.376	0.320	0.408
	15	F	79.6	1.592	2.000	0.323	0.406	0.308	0.388
3562	3	M	79.8	1.561	1.956	0.380	0.476	0.330	0.414

APPENDIX Y - F1 GENERATION

GASOLINE ETBE VAPOR CONDENSATE: A ONE-GENERATION WHOLE-BODY
INHALATION REPRODUCTION TOXICITY STUDY IN RATS

INDIVIDUAL PUP ORGAN WEIGHTS (GRAMS) AND ORGAN/BODY WEIGHT RATIOS (%)

GROUP III 10000 MG/M3

Animal Number	Pup No.	Sex	Final Body Weight	BRAIN Weight	BRAIN Ratio	SPLEEN Weight	SPLEEN Ratio	THYMUS Weight	THYMUS Ratio
3562	(continued)								
	11	F	76.4	1.514	1.982	0.325	0.425	0.391	0.512
3563	2	M	72.3	1.588	2.196	0.325	0.450	0.301	0.416
	4	F	63.2	1.418	2.244	0.256	0.405	0.301	0.475
3564	3	M	81.7	1.616	1.978	0.238	0.292	0.248	0.303
	14	F	76.8	1.546	2.013	0.275	0.359	0.371	0.483
3565	7	M	70.4	1.546	2.196	0.269	0.382	0.305	0.433
	14	F	66.0	1.428	2.164	0.232	0.352	0.263	0.399
3566	1	M	75.7	1.597	2.109	0.319	0.421	0.325	0.429
	16	F	66.7	1.512	2.266	0.222	0.333	0.284	0.425
3567	6	M	97.2	1.664	1.712	0.303	0.311	0.352	0.362
	12	F	85.9	1.626	1.893	0.342	0.398	0.427	0.497
3568	1	F	84.3	1.530	1.815	0.295	0.350	0.313	0.371
3569	6	M	71.2	1.538	2.160	0.357	0.501	0.295	0.414
	7	F	79.6	1.471	1.848	0.289	0.363	0.384	0.483
3570	8	M	84.0	1.606	1.912	0.283	0.336	0.288	0.343
	15	F	69.8	1.492	2.138	0.273	0.391	0.283	0.406
3571	1	M	69.3	1.507	2.174	0.281	0.406	0.347	0.500
	9	F	59.4	1.410	2.374	0.216	0.363	0.291	0.490
3572	1	M	85.3	1.630	1.911	0.333	0.390	0.363	0.426
	6	F	75.8	1.541	2.033	0.271	0.357	0.400	0.527
3573	8	M	82.6	1.590	1.925	0.309	0.375	0.340	0.411
	10	F	76.5	1.579	2.064	0.287	0.376	0.359	0.469
3574	3	M	88.3	1.570	1.778	0.402	0.455	0.384	0.435

APPENDIX Y - F1 GENERATION

GASOLINE ETBE VAPOR CONDENSATE: A ONE-GENERATION WHOLE-BODY
INHALATION REPRODUCTION TOXICITY STUDY IN RATS

INDIVIDUAL PUP ORGAN WEIGHTS (GRAMS) AND ORGAN/BODY WEIGHT RATIOS (%)

GROUP III 10000 MG/M3

Animal Number	Pup No.	Sex	Final Body Weight	BRAIN Weight	BRAIN Ratio	SPLEEN Weight	SPLEEN Ratio	THYMUS Weight	THYMUS Ratio
3574	(continued)								
	14	F	78.5	1.645	2.096	0.292	0.372	0.424	0.540
3575	2	M	82.1	1.656	2.016	0.351	0.428	0.310	0.378
	14	F	82.2	1.550	1.886	0.330	0.401	0.426	0.518
3576	2	M	77.9	1.636	2.100	0.262	0.336	0.230	0.295
	6	F	65.7	1.532	2.332	0.255	0.388	0.290	0.441

APPENDIX Y - F1 GENERATION

GASOLINE ETBE VAPOR CONDENSATE: A ONE-GENERATION WHOLE-BODY
INHALATION REPRODUCTION TOXICITY STUDY IN RATS

INDIVIDUAL PUP ORGAN WEIGHTS (GRAMS) AND ORGAN/BODY WEIGHT RATIOS (%)

GROUP IV 20000 MG/M3

Animal Number	Pup No.	Sex	Final Body Weight	BRAIN Weight	BRAIN Ratio	SPLEEN Weight	SPLEEN Ratio	THYMUS Weight	THYMUS Ratio
4551	3	M	57.9	1.498	2.587	0.217	0.375	0.224	0.387
	9	F	64.4	1.487	2.310	0.236	0.367	0.295	0.459
4554	12	M	63.0	1.432	2.273	0.343	0.544	0.277	0.440
	17	F	57.9	1.437	2.481	0.376	0.650	0.241	0.417
4555	11	F	76.6	1.606	2.097	0.391	0.510	0.381	0.498
	13	M	83.8	1.467	1.751	0.290	0.346	0.428	0.510
4556	1	M	81.6	1.600	1.961	0.398	0.487	0.355	0.435
	8	F	74.1	1.506	2.032	0.306	0.413	0.390	0.526
4557	1	M	64.2	1.487	2.316	0.286	0.445	0.268	0.417
	15	F	67.3	1.452	2.157	0.287	0.426	0.255	0.379
4558	5	M	91.5	1.646	1.799	0.352	0.385	0.409	0.447
	10	F	80.0	1.596	1.995	0.306	0.382	0.386	0.482
4559	4	M	66.7	1.493	2.239	0.235	0.352	0.263	0.394
	9	F	70.3	1.467	2.087	0.261	0.371	0.332	0.473
4560	2	M	72.0	1.623	2.254	0.326	0.453	0.355	0.493
	6	F	69.7	1.546	2.219	0.255	0.366	0.342	0.490
4561	3	M	77.7	1.495	1.924	0.371	0.478	0.379	0.487
	12	F	69.9	1.460	2.089	0.319	0.456	0.335	0.480
4563	9	M	71.5	1.558	2.180	0.291	0.407	0.339	0.474
	15	F	69.5	1.431	2.059	0.317	0.456	0.730	1.050
4564	3	M	80.9	1.572	1.943	0.310	0.383	0.363	0.449
	15	F	73.6	1.491	2.025	0.243	0.330	0.365	0.496
4565	7	M	85.0	1.529	1.799	0.268	0.316	0.330	0.388

APPENDIX Y - F1 GENERATION

GASOLINE ETBE VAPOR CONDENSATE: A ONE-GENERATION WHOLE-BODY
INHALATION REPRODUCTION TOXICITY STUDY IN RATS

INDIVIDUAL PUP ORGAN WEIGHTS (GRAMS) AND ORGAN/BODY WEIGHT RATIOS (%)

GROUP IV 20000 MG/M3

Animal Number	Pup No.	Sex	Final Body Weight	BRAIN Weight	BRAIN Ratio	SPLEEN Weight	SPLEEN Ratio	THYMUS Weight	THYMUS Ratio
4565	(continued)								
	13	F	71.5	1.597	2.234	0.286	0.400	0.400	0.560
4566	5	M	70.2	1.613	2.297	0.328	0.467	0.263	0.374
	6	F	64.3	1.397	2.172	0.294	0.457	0.315	0.489
4567	3	M	75.1	1.525	2.030	0.343	0.456	0.379	0.505
	13	F	72.2	1.571	2.175	0.284	0.393	0.344	0.476
4568	3	M	78.2	1.600	2.046	0.322	0.412	0.365	0.466
	10	F	84.8	1.640	1.934	0.325	0.384	0.479	0.565
4569	5	M	75.3	1.496	1.987	0.328	0.435	0.303	0.403
	7	F	69.6	1.479	2.124	0.313	0.450	0.281	0.403
4570	3	M	72.9	1.495	2.051	0.299	0.411	0.347	0.477
	15	F	66.3	1.505	2.270	0.280	0.422	0.311	0.469
4571	4	M	69.0	1.421	2.060	0.223	0.324	0.285	0.413
	12	F	59.6	1.428	2.396	0.165	0.278	0.304	0.510
4572	6	M	70.2	1.521	2.167	0.279	0.397	0.272	0.387
	9	F	66.4	1.429	2.152	0.235	0.354	0.273	0.411
4573	3	M	76.0	1.595	2.099	0.412	0.541	0.354	0.465
	9	F	70.1	1.493	2.131	0.339	0.483	0.277	0.395
4574	3	M	66.6	1.606	2.411	0.251	0.377	0.280	0.420
	7	F	69.3	1.485	2.143	0.260	0.375	0.347	0.500
4575	5	M	76.5	1.410	1.843	0.281	0.367	0.342	0.447
	8	F	74.8	1.435	1.919	0.297	0.398	0.385	0.515
4576	10	M	76.6	1.456	1.900	0.317	0.414	0.280	0.366
	14	F	75.4	1.546	2.051	0.270	0.358	0.339	0.449

APPENDIX Y - F1 GENERATION

GASOLINE ETBE VAPOR CONDENSATE: A ONE-GENERATION WHOLE-BODY
INHALATION REPRODUCTION TOXICITY STUDY IN RATS

INDIVIDUAL PUP ORGAN WEIGHTS (GRAMS) AND ORGAN/BRAIN WEIGHT RATIOS (%)

GROUP I 0 MG/M3

Animal Number	Pup No.	Sex	Brain Weight	SPLEEN Weight	SPLEEN Ratio	THYMUS Weight	THYMUS Ratio
1551	3	M	1.395	0.304	21.80	0.293	20.98
	14	F	1.333	0.247	18.54	0.254	19.08
1552	3	M	1.471	0.231	15.69	0.249	16.91
	11	F	1.310	0.226	17.24	0.241	18.39
1553	5	M	1.541	0.335	21.71	0.335	21.76
	8	F	1.409	0.267	18.97	0.308	21.89
1557	7	M	1.679	0.273	16.28	0.509	30.31
	12	F	1.503	0.259	17.23	0.354	23.58
1558	2	M	1.668	0.333	19.95	0.417	24.96
	13	F	1.052	0.236	22.46	0.532	50.56
1559	2	M	1.590	0.351	22.07	0.446	28.04
	10	F	1.679	0.330	19.67	0.421	25.09
1561	8	M	1.660	0.370	22.30	0.373	22.50
	12	F	1.496	0.360	24.04	0.444	29.65
1562	6	M	1.520	0.243	16.01	0.266	17.53
	15	F	1.452	0.260	17.94	0.286	19.71
1564	6	M	1.586	0.383	24.16	0.381	24.04
	8	F	1.466	0.335	22.86	0.329	22.46
1567	4	M	1.465	0.288	19.63	0.371	25.36
	8	F	1.502	0.244	16.27	0.308	20.51
1570	6	M	1.673	0.323	19.32	0.328	19.61
	9	F	1.565	0.308	19.69	0.378	24.14
1571	3	M	1.515	0.399	26.33	0.254	16.75

APPENDIX Y - F1 GENERATION

GASOLINE ETBE VAPOR CONDENSATE: A ONE-GENERATION WHOLE-BODY
INHALATION REPRODUCTION TOXICITY STUDY IN RATS

INDIVIDUAL PUP ORGAN WEIGHTS (GRAMS) AND ORGAN/BRAIN WEIGHT RATIOS (%)

GROUP I 0 MG/M3

Animal Number	Pup No.	Sex	Brain Weight	SPLEEN Weight	SPLEEN Ratio	THYMUS Weight	THYMUS Ratio
1571	(continued)						
	12	F	1.484	0.428	28.85	0.342	23.05
1573	6	M	1.560	0.292	18.69	0.346	22.17
	7	F	1.499	0.276	18.42	0.311	20.77

APPENDIX Y - F1 GENERATION

GASOLINE ETBE VAPOR CONDENSATE: A ONE-GENERATION WHOLE-BODY
INHALATION REPRODUCTION TOXICITY STUDY IN RATS

INDIVIDUAL PUP ORGAN WEIGHTS (GRAMS) AND ORGAN/BRAIN WEIGHT RATIOS (%)

GROUP II 2000 MG/M3

Animal Number	Pup No.	Sex	Brain Weight	SPLEEN Weight	SPLEEN Ratio	THYMUS Weight	THYMUS Ratio
2551	4	M	1.626	0.398	24.47	0.381	23.43
	8	F	1.536	0.312	20.30	0.398	25.89
2552	3	M	1.537	0.279	18.17	0.357	23.23
	11	F	1.554	0.214	13.78	0.309	19.91
2554	4	M	1.425	0.267	18.76	0.217	15.22
	10	F	1.603	0.372	23.20	0.341	21.30
2555	4	M	1.671	0.315	18.84	0.358	21.45
	11	F	1.483	0.354	23.88	0.385	25.97
2556	11	M	1.590	0.341	21.45	0.373	23.49
	12	F	1.522	0.264	17.36	0.366	24.08
2557	5	M	1.541	0.298	19.35	0.322	20.92
	7	F	1.487	0.235	15.81	0.319	21.43
2558	3	M	1.602	0.362	22.62	0.371	23.19
	7	F	1.454	0.238	16.41	0.355	24.41
2560	7	M	1.571	0.281	17.89	0.345	21.95
	10	F	1.515	0.311	20.56	0.312	20.58
2561	5	M	1.622	0.357	22.00	0.312	19.23
	13	F	1.502	0.296	19.68	0.308	20.49
2562	3	M	1.517	0.256	16.88	0.354	23.30
	10	F	1.410	0.266	18.83	0.320	22.72
2563	5	M	1.562	0.277	17.71	0.309	19.78
	12	F	1.489	0.224	15.05	0.251	16.85
2564	7	M	1.560	0.382	24.48	0.352	22.59

APPENDIX Y - F1 GENERATION

GASOLINE ETBE VAPOR CONDENSATE: A ONE-GENERATION WHOLE-BODY
INHALATION REPRODUCTION TOXICITY STUDY IN RATS

INDIVIDUAL PUP ORGAN WEIGHTS (GRAMS) AND ORGAN/BRAIN WEIGHT RATIOS (%)

GROUP II 2000 MG/M3

Animal Number	Pup No.	Sex	Brain Weight	SPLEEN Weight	SPLEEN Ratio	THYMUS Weight	THYMUS Ratio
2564	(continued)						
	9	F	1.528	0.442	28.90	0.305	19.97
2565	6	M	1.645	0.478	29.03	0.357	21.71
	12	F	1.562	0.286	18.32	0.429	27.44
2566	6	M	1.595	0.343	21.53	0.333	20.90
	9	F	1.484	0.292	19.68	0.338	22.81
2567	3	M	1.593	0.269	16.86	0.347	21.78
	11	F	1.577	0.273	17.28	0.366	23.20
2568	8	M	1.550	0.377	24.35	0.372	24.01
	13	F	1.467	0.356	24.26	0.349	23.79
2569	4	M	1.627	0.326	20.05	0.301	18.52
	13	F	1.531	0.330	21.55	0.303	19.82
2570	5	M	1.481	0.311	21.00	0.268	18.06
	10	F	1.462	0.245	16.78	0.288	19.68
2571	2	M	1.612	0.329	20.41	0.358	22.22
	12	F	1.591	0.299	18.76	0.414	26.01
2572	2	M	1.560	0.367	23.55	0.289	18.52
	9	F	1.512	0.317	20.94	0.282	18.67
2573	8	M	1.532	0.424	27.70	0.257	16.76
	15	F	1.488	0.358	24.06	0.368	24.69
2574	4	M	1.590	0.307	19.34	0.296	18.61
	14	F	1.542	0.314	20.36	0.256	16.61
2575	1	M	1.398	0.216	15.45	0.189	13.50
	13	F	1.309	0.215	16.44	0.205	15.66

APPENDIX Y - F1 GENERATION

GASOLINE ETBE VAPOR CONDENSATE: A ONE-GENERATION WHOLE-BODY
INHALATION REPRODUCTION TOXICITY STUDY IN RATS

INDIVIDUAL PUP ORGAN WEIGHTS (GRAMS) AND ORGAN/BRAIN WEIGHT RATIOS (%)

GROUP II 2000 MG/M3

Animal Number	Pup No.	Sex	Brain Weight	SPLEEN Weight	SPLEEN Ratio	THYMUS Weight	THYMUS Ratio
2576	1	M	1.577	0.423	26.82	0.335	21.26
	12	F	1.566	0.329	21.02	0.361	23.04

APPENDIX Y - F1 GENERATION

GASOLINE ETBE VAPOR CONDENSATE: A ONE-GENERATION WHOLE-BODY
INHALATION REPRODUCTION TOXICITY STUDY IN RATS

INDIVIDUAL PUP ORGAN WEIGHTS (GRAMS) AND ORGAN/BRAIN WEIGHT RATIOS (%)

GROUP III 10000 MG/M3

Animal Number	Pup No.	Sex	Brain Weight	SPLEEN Weight	SPLEEN Ratio	THYMUS Weight	THYMUS Ratio
3551	8	M	1.570	0.321	20.42	0.356	22.68
	11	F	1.551	0.230	14.82	0.310	19.99
3552	1	M	1.679	0.368	21.90	0.370	22.01
	10	F	1.540	0.270	17.54	0.361	23.45
3553	5	M	1.637	0.348	21.27	0.370	22.58
	6	F	1.470	0.260	17.71	0.373	25.35
3554	7	M	1.558	0.380	24.39	0.384	24.68
	12	F	1.527	0.339	22.22	0.306	20.05
3555	2	M	1.579	0.311	19.68	0.367	23.22
	7	F	1.546	0.240	15.50	0.401	25.96
3556	2	M	1.601	0.338	21.09	0.403	25.20
	3	F	1.489	0.311	20.86	0.359	24.13
3557	8	M	1.579	0.326	20.64	0.365	23.13
	12	F	1.334	0.233	17.44	0.222	16.61
3558	7	M	1.593	0.294	18.42	0.289	18.14
	12	F	1.499	0.259	17.24	0.390	26.01
3559	8	M	1.621	0.268	16.53	0.258	15.91
	9	F	1.552	0.290	18.71	0.295	19.00
3560	5	M	1.624	0.356	21.91	0.313	19.27
	11	F	1.519	0.371	24.44	0.313	20.57
3561	2	M	1.644	0.294	17.91	0.320	19.45
	15	F	1.592	0.323	20.29	0.308	19.38
3562	3	M	1.561	0.380	24.34	0.330	21.16

APPENDIX Y - F1 GENERATION

GASOLINE ETBE VAPOR CONDENSATE: A ONE-GENERATION WHOLE-BODY
INHALATION REPRODUCTION TOXICITY STUDY IN RATS

INDIVIDUAL PUP ORGAN WEIGHTS (GRAMS) AND ORGAN/BRAIN WEIGHT RATIOS (%)

GROUP III 10000 MG/M3

Animal Number	Pup No.	Sex	Brain Weight	SPLEEN Weight	SPLEEN Ratio	THYMUS Weight	THYMUS Ratio
3562	(continued)						
	11	F	1.514	0.325	21.45	0.391	25.82
3563	2	M	1.588	0.325	20.47	0.301	18.92
	4	F	1.418	0.256	18.05	0.301	21.19
3564	3	M	1.616	0.238	14.75	0.248	15.32
	14	F	1.546	0.275	17.82	0.371	24.02
3565	7	M	1.546	0.269	17.41	0.305	19.72
	14	F	1.428	0.232	16.26	0.263	18.44
3566	1	M	1.597	0.319	19.95	0.325	20.33
	16	F	1.512	0.222	14.71	0.284	18.77
3567	6	M	1.664	0.303	18.17	0.352	21.14
	12	F	1.626	0.342	21.05	0.427	26.27
3568	1	F	1.530	0.295	19.29	0.313	20.43
3569	6	M	1.538	0.357	23.21	0.295	19.17
	7	F	1.471	0.289	19.62	0.384	26.13
3570	8	M	1.606	0.283	17.60	0.288	17.93
	15	F	1.492	0.273	18.30	0.283	19.00
3571	1	M	1.507	0.281	18.68	0.347	23.01
	9	F	1.410	0.216	15.29	0.291	20.64
3572	1	M	1.630	0.333	20.43	0.363	22.30
	6	F	1.541	0.271	17.55	0.400	25.95
3573	8	M	1.590	0.309	19.46	0.340	21.35
	10	F	1.579	0.287	18.21	0.359	22.71
3574	3	M	1.570	0.402	25.60	0.384	24.47

APPENDIX Y - F1 GENERATION

GASOLINE ETBE VAPOR CONDENSATE: A ONE-GENERATION WHOLE-BODY
INHALATION REPRODUCTION TOXICITY STUDY IN RATS

INDIVIDUAL PUP ORGAN WEIGHTS (GRAMS) AND ORGAN/BRAIN WEIGHT RATIOS (%)

GROUP III 10000 MG/M3

Animal Number	Pup No.	Sex	Brain Weight	SPLEEN Weight	SPLEEN Ratio	THYMUS Weight	THYMUS Ratio
3574	(continued)						
	14	F	1.645	0.292	17.75	0.424	25.76
3575	2	M	1.656	0.351	21.22	0.310	18.74
	14	F	1.550	0.330	21.26	0.426	27.49
3576	2	M	1.636	0.262	16.01	0.230	14.05
	6	F	1.532	0.255	16.62	0.290	18.91

APPENDIX Y - F1 GENERATION

GASOLINE ETBE VAPOR CONDENSATE: A ONE-GENERATION WHOLE-BODY
INHALATION REPRODUCTION TOXICITY STUDY IN RATS

INDIVIDUAL PUP ORGAN WEIGHTS (GRAMS) AND ORGAN/BRAIN WEIGHT RATIOS (%)

GROUP IV 20000 MG/M3

Animal Number	Pup No.	Sex	Brain Weight	SPLEEN Weight	SPLEEN Ratio	THYMUS Weight	THYMUS Ratio
4551	3	M	1.498	0.217	14.49	0.224	14.96
	9	F	1.487	0.236	15.88	0.295	19.86
4554	12	M	1.432	0.343	23.95	0.277	19.36
	17	F	1.437	0.376	26.19	0.241	16.79
4555	11	F	1.606	0.391	24.32	0.381	23.74
	13	M	1.467	0.290	19.78	0.428	29.15
4556	1	M	1.600	0.398	24.85	0.355	22.20
	8	F	1.506	0.306	20.31	0.390	25.89
4557	1	M	1.487	0.286	19.23	0.268	18.00
	15	F	1.452	0.287	19.75	0.255	17.59
4558	5	M	1.646	0.352	21.41	0.409	24.85
	10	F	1.596	0.306	19.17	0.386	24.15
4559	4	M	1.493	0.235	15.74	0.263	17.61
	9	F	1.467	0.261	17.76	0.332	22.65
4560	2	M	1.623	0.326	20.09	0.355	21.85
	6	F	1.546	0.255	16.48	0.342	22.09
4561	3	M	1.495	0.371	24.83	0.379	25.32
	12	F	1.460	0.319	21.84	0.335	22.96
4563	9	M	1.558	0.291	18.69	0.339	21.74
	15	F	1.431	0.317	22.17	0.730	51.02
4564	3	M	1.572	0.310	19.70	0.363	23.10
	15	F	1.491	0.243	16.28	0.365	24.48
4565	7	M	1.529	0.268	17.55	0.330	21.60

APPENDIX Y - F1 GENERATION

GASOLINE ETBE VAPOR CONDENSATE: A ONE-GENERATION WHOLE-BODY
INHALATION REPRODUCTION TOXICITY STUDY IN RATS

INDIVIDUAL PUP ORGAN WEIGHTS (GRAMS) AND ORGAN/BRAIN WEIGHT RATIOS (%)

GROUP IV 20000 MG/M3

Animal Number	Pup No.	Sex	Brain Weight	SPLEEN Weight	SPLEEN Ratio	THYMUS Weight	THYMUS Ratio
4565	(continued)						
	13	F	1.597	0.286	17.92	0.400	25.06
4566	5	M	1.613	0.328	20.33	0.263	16.28
	6	F	1.397	0.294	21.04	0.315	22.52
4567	3	M	1.525	0.343	22.47	0.379	24.87
	13	F	1.571	0.284	18.08	0.344	21.89
4568	3	M	1.600	0.322	20.13	0.365	22.80
	10	F	1.640	0.325	19.84	0.479	29.23
4569	5	M	1.496	0.328	21.91	0.303	20.28
	7	F	1.479	0.313	21.20	0.281	18.98
4570	3	M	1.495	0.299	20.03	0.347	23.24
	15	F	1.505	0.280	18.57	0.311	20.67
4571	4	M	1.421	0.223	15.72	0.285	20.06
	12	F	1.428	0.165	11.58	0.304	21.30
4572	6	M	1.521	0.279	18.34	0.272	17.88
	9	F	1.429	0.235	16.47	0.273	19.08
4573	3	M	1.595	0.412	25.80	0.354	22.17
	9	F	1.493	0.339	22.68	0.277	18.55
4574	3	M	1.606	0.251	15.64	0.280	17.44
	7	F	1.485	0.260	17.51	0.347	23.33
4575	5	M	1.410	0.281	19.91	0.342	24.26
	8	F	1.435	0.297	20.72	0.385	26.84
4576	10	M	1.456	0.317	21.77	0.280	19.23
	14	F	1.546	0.270	17.46	0.339	21.91